

**BUILDING 220, FLOOR 1
COMMUNICATION PLAN**
 SCALE: 3/32" = 1' (ARCH D)



This information is released solely for its use in the interest of the Air National Guard (ANG). All drawings received from the ANG or produced for the ANG as a work product shall be regarded as privileged information, not to be released to others without the express written permission of the ANG.

PROGRAM MANAGER:



PROJECT ENGINEER:



KENNETH R. SCOTT, SET
NICET# 081956
Fire Alarms Systems
Kenneth R. Scott

NO.	DESCRIPTION	DATE	BY
03	AS-BUILT	12/23/19	DAD
02	EQUIP CHANGE	06/12/18	DAD
01	DESIGN REVIEW	10/18/17	DAD

REVISIONS

RCDD STAMP:



PROJECT:
INSTALLATION NOTIFICATION AND WARNING SYSTEM (INWS) SIOUX CITY, IA

SHEET TITLE:
COMMUNICATION PLAN

DWG. FILE NAME:
185ARW-INWS-B220FL1-03

DATE 10/18/17	DWG NO.
SCALE AS NOTED	SHEET NO.
FACILITY NO. 220	- OF -



This information is released solely for its use in the interest of the Air National Guard (ANGB). All drawings received from the ANGB or produced for the ANGB as a work product shall be regarded as privileged information, not to be released to others without the express written permission of the ANGB.

PROGRAM MANAGER:

Technica

PROJECT ENGINEER:

ADB
COMPANIES



KENNETH R. SCOTT, SET
NICET# 081956
Fire Alarms Systems
Level IV

NO.	DESCRIPTION	DATE	BY
03	AS-BUILT	12/23/19	DAD
02	EQUIP CHANGE	06/12/18	DAD
01	DESIGN REVIEW	10/18/17	DAD

REVISIONS

RCDD STAMP:

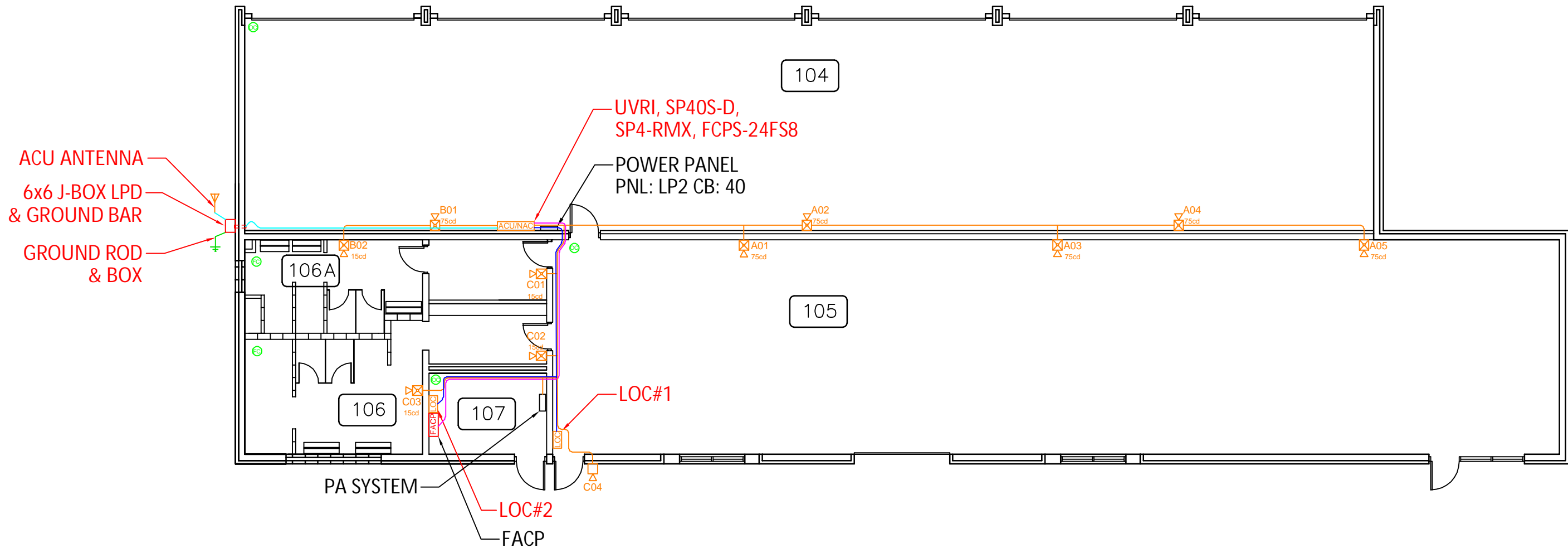


PROJECT:
**INSTALLATION
NOTIFICATION
AND
WARNING SYSTEM
(INWS)
SIOUX CITY, IA**

SHEET TITLE:
COMMUNICATION PLAN

DWG. FILE NAME:
185ARW-INWS-B234FL1-03

DATE 10/18/17	DWG NO.
SCALE AS NOTED	SHEET NO.
FACILITY NO. 234	- OF -



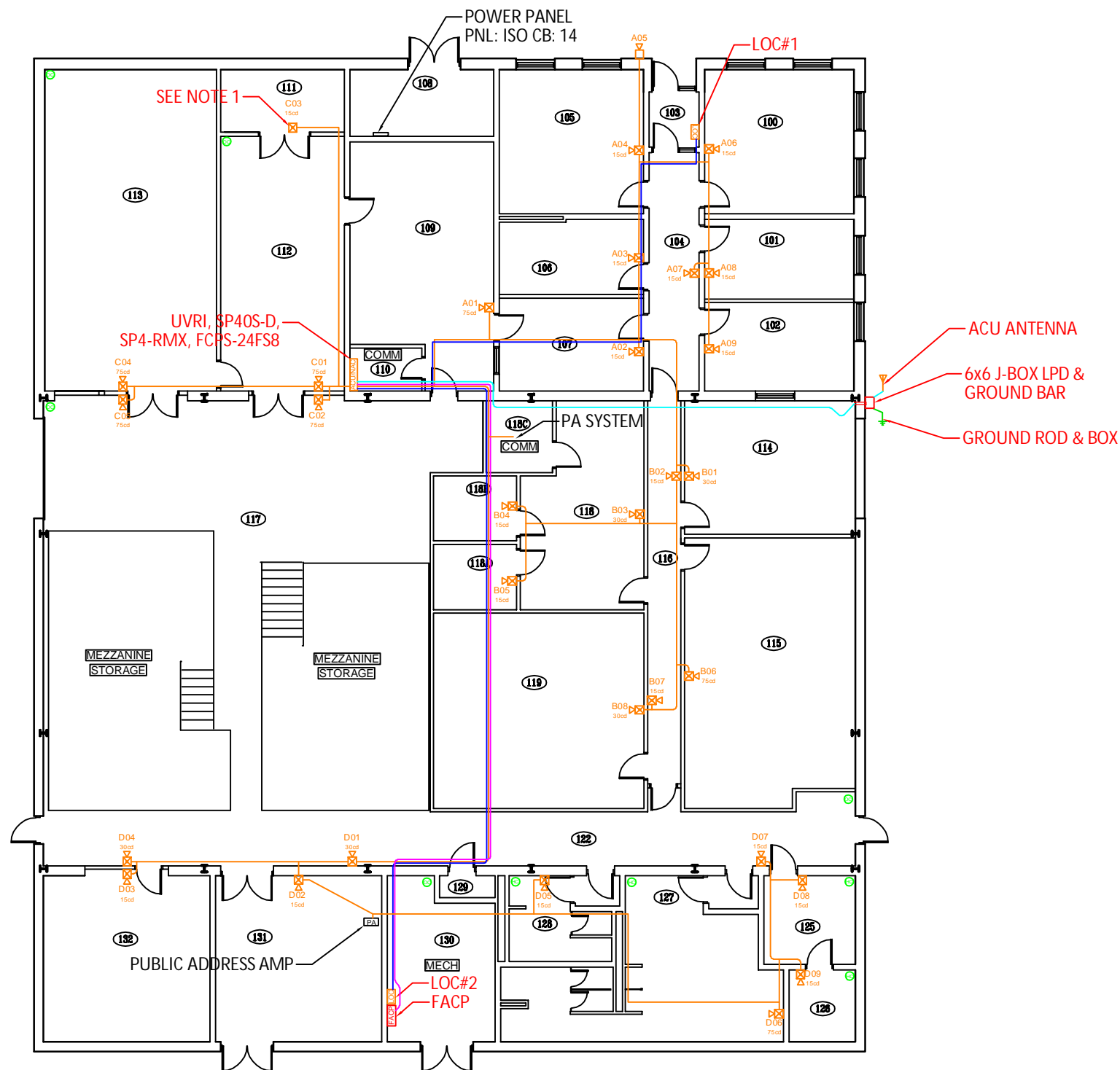
**BUILDING 234, FLOOR 1
COMMUNICATION PLAN**

SCALE: 3/16" = 1' (ARCH D)

0 5' 10'

NORTH

NOTES:
 1. DEVICE WAS CHANGED TO STROBE ONLY AT REQUEST OF BASE.



**BUILDING 235, FLOOR 1
 COMMUNICATION PLAN**
 SCALE: 1/8" = 1' (ARCH D)
 NORTH



This information is released solely for its use in the interest of the Air National Guard (ANGB). All drawings received from the ANGB or produced for the ANGB as a work product shall be regarded as privileged information, not to be released to others without the express written permission of the ANGB.

PROGRAM MANAGER:

Technica

PROJECT ENGINEER:

ADB
 COMPANIES



KENNETH R. SCOTT, SET
 NICET# 081956
 Fire Alarms Systems
 Level IV

NO.	DESCRIPTION	DATE	BY
03	AS-BUILT	12/23/19	DAD
02	EQUIP CHANGE	06/12/18	DAD
01	DESIGN REVIEW	10/18/17	DAD

REVISIONS

RCDD STAMP:



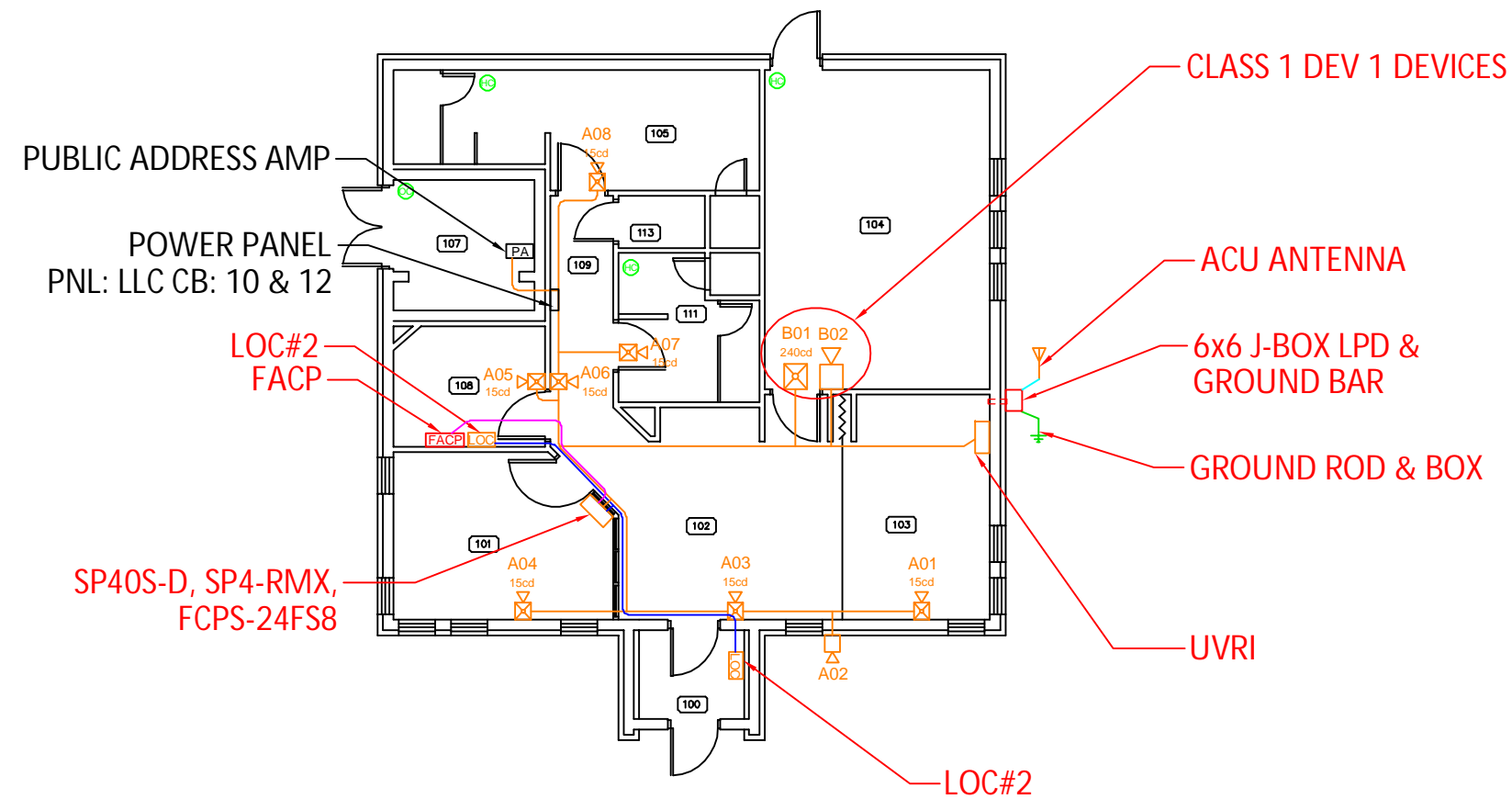
PROJECT:
**INSTALLATION
 NOTIFICATION
 AND
 WARNING SYSTEM
 (INWS)
 SIOUX CITY, IA**

SHEET TITLE:
COMMUNICATION PLAN

DWG. FILE NAME
 185ARW-INWS-B235FL1-03

DATE 10/18/17	DWG NO.
SCALE AS NOTED	SHEET NO.
FACILITY NO. 235	- OF -

NOTES:
 1. ROOMS 104 IS CONSIDERED A CLASS 1, DIVISION 1 AREA



**BUILDING 240, FLOOR 1
 COMMUNICATION PLAN**
 NORTH
 SCALE: 3/16" = 1' (ARCHD)
 0 3' 4" 10' 8"



This information is released solely for its use in the interest of the Air National Guard (ANGB). All drawings received from the ANGB or produced for the ANGB as a work product shall be regarded as privileged information, not to be released to others without the express written permission of the ANGB.

PROGRAM MANAGER:
Technica

PROJECT ENGINEER:
ADB
 COMPANIES

NICET
 CERTIFIED
 KENNETH R. SCOTT, SET
 NICET# 081956
 Fire Alarms Systems
 Level IV

NO.	DESCRIPTION	DATE	BY
03	AS-BUILT	12/23/19	DAD
02	EQUIP CHANGE	06/12/18	DAD
01	DESIGN REVIEW	10/18/17	DAD

REVISIONS
 RCDD STAMP:
Bicsi
 Licensed J. Berg
 BICSI ID # 217407
 Expires 12/31/21
 Louis Berg

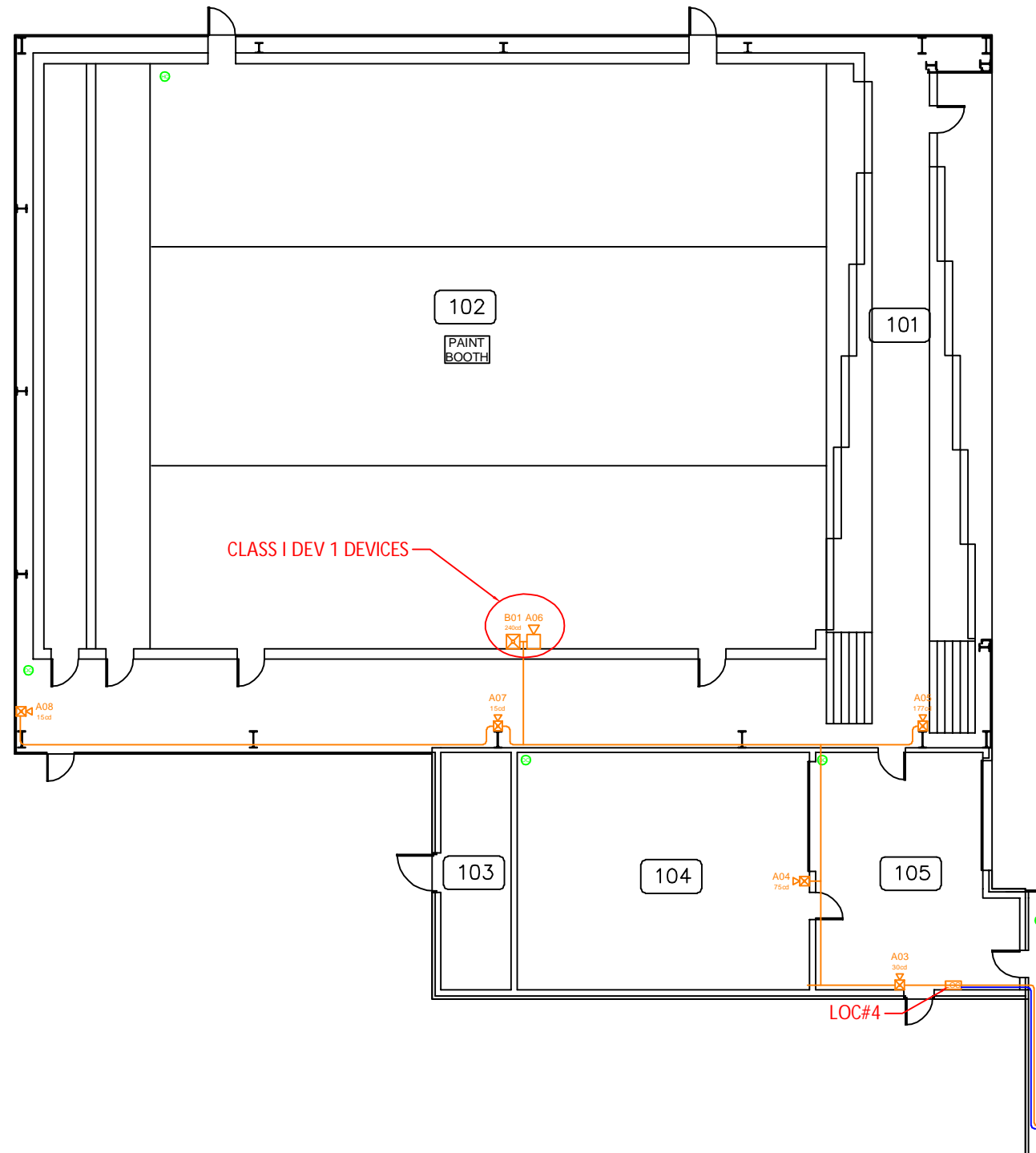
PROJECT:
**INSTALLATION
 NOTIFICATION
 AND
 WARNING SYSTEM
 (INWS)
 SIOUX CITY, IA**

SHEET TITLE:
COMMUNICATION PLAN

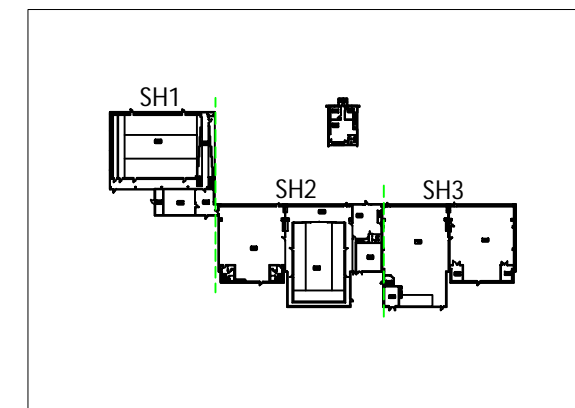
DWG. FILE NAME:
 185ARW-INWS-B240FL1-03
 DATE: 10/18/17
 SCALE: AS NOTED
 FACILITY NO.: 240
 DWG NO.:
 SHEET NO.:
 - OF -

NOTES:

- ROOMS 102 AND 110 ARE CONSIDERED CLASS 1, DIVISION 1 AREAS



BUILDING 241, FLOOR 1, SHEET 1
COMMUNICATION PLAN
 SCALE: 1/8" = 1' (ARCH D)
 NORTH



This information is released solely for its use in the interest of the Air National Guard (ANGB). All drawings received from the ANGB or produced for the ANGB as a work product shall be regarded as privileged information, not to be released to others without the express written permission of the ANGB.

PROGRAM MANAGER:

Technica

PROJECT ENGINEER:

ADB
 COMPANIES



KENNETH R. SCOTT, SET
 NICET# 081956
 Fire Alarms Systems
Kenneth R. Scott

NO.	DESCRIPTION	DATE	BY
03	AS-BUILT	12/23/19	DAD
02	EQUIP CHANGE	05/12/18	DAD
01	DESIGN REVIEW	10/18/17	DAD

REVISIONS

RCDD STAMP:



PROJECT:

**INSTALLATION
 NOTIFICATION
 AND
 WARNING SYSTEM
 (INWS)
 SIOUX CITY, IA**

SHEET TITLE:

COMMUNICATION PLAN

DWG. FILE NAME

185ARW-INWS-B241FL1-SH1-03

DATE

10/18/17

SCALE

AS NOTED

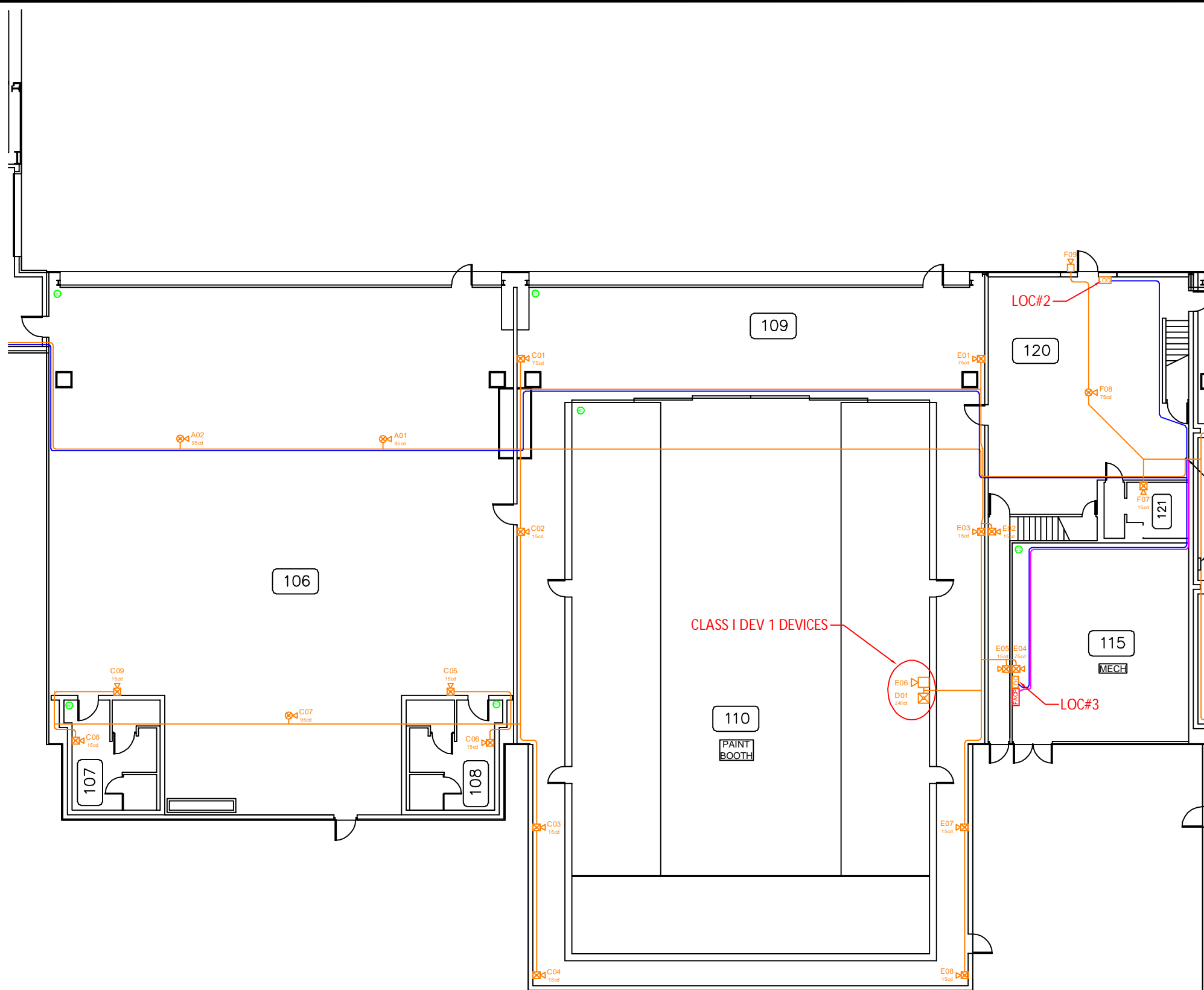
FACILITY NO.

241

DWG NO.

SHEET NO.

- OF -




BUILDING 241, FLOOR 1, SHEET 2
COMMUNICATION PLAN
 SCALE: 1/8" = 1' (ARCH D)




This information is released solely for its use in the interest of the Air National Guard (ANG). All drawings received from the ANG or produced for the ANG as a work product shall be regarded as privileged information, not to be released to others without the express written permission of the ANG.

PROGRAM MANAGER:



PROJECT ENGINEER:



KENNETH R. SCOTT, SET
 NICET# 081956
 Fire Alarms Systems
 Level IV
Kenneth R. Scott

NO.	DESCRIPTION	DATE	BY
03	AS-BUILT	12/23/19	DAD
02	EQUIP CHANGE	06/12/18	DAD
01	DESIGN REVIEW	10/18/17	DAD

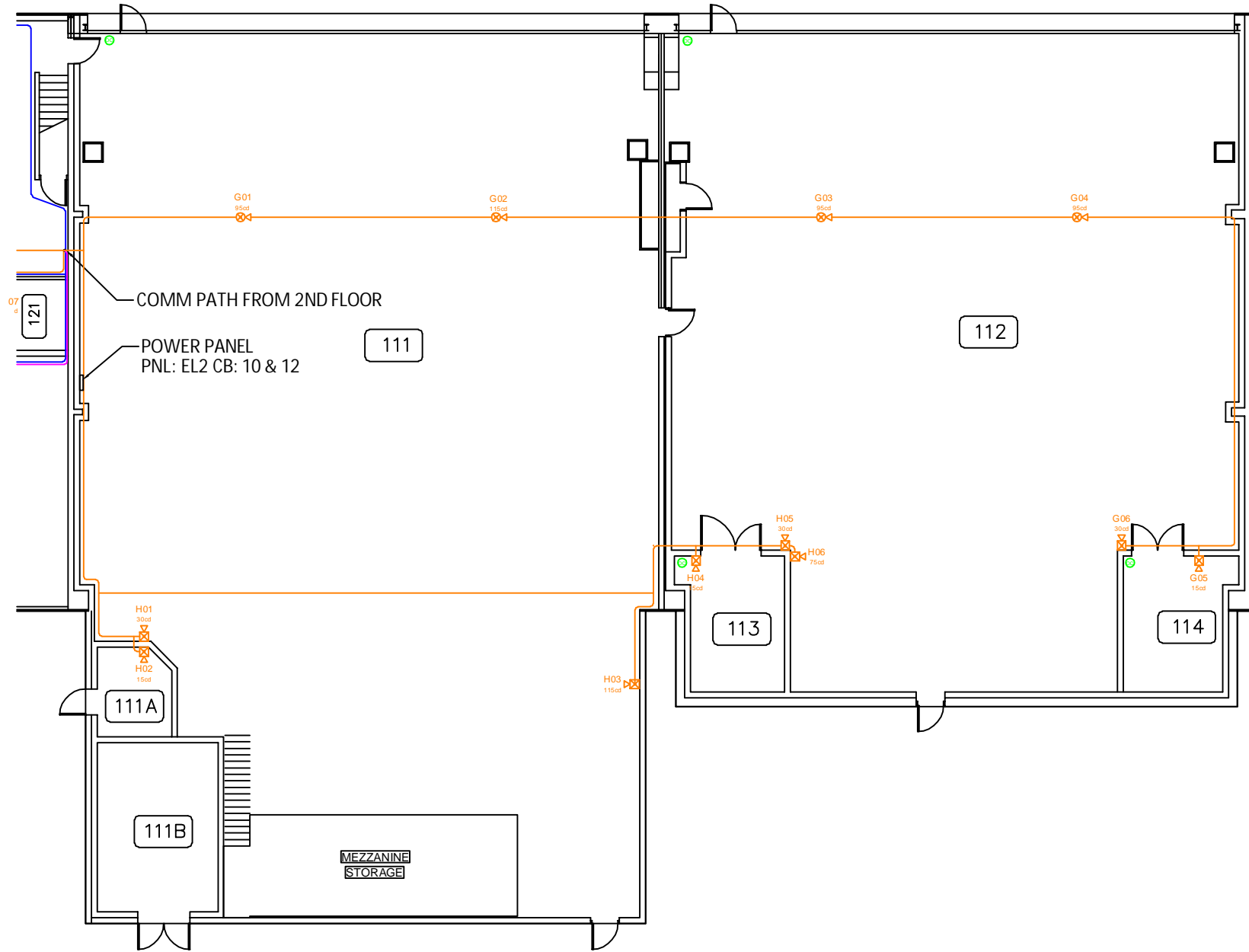


PROJECT:
INSTALLATION NOTIFICATION AND WARNING SYSTEM (INWS) SIOUX CITY, IA

SHEET TITLE:
COMMUNICATION PLAN

DWG. FILE NAME:
 185ARW-INWS-B241FL1-SH2-03

DATE 10/18/17	DWG NO.
SCALE AS NOTED	SHEET NO.
FACILITY NO. 241	- OF -



BUILDING 241, FLOOR 1, SHEET 3
COMMUNICATION PLAN
 SCALE: 1/8" = 1' (ARCH D)



This information is released solely for its use in the interest of the Air National Guard (ANGB). All drawings received from the ANGB or produced for the ANGB as a work product shall be regarded as privileged information, not to be released to others without the express written permission of the ANGB.

PROGRAM MANAGER:
Technica

PROJECT ENGINEER:
ADB
COMPANIES

NICET
CERTIFIED
KENNETH R. SCOTT, SET
NICET# 081956
Fire Alarms Systems
Level IV
Kenneth R. Scott

NO.	DESCRIPTION	DATE	BY
03	AS-BUILT	12/23/19	DAD
02	EQUIP CHANGE	06/12/18	DAD
01	DESIGN REVIEW	10/16/17	DAD

REVISIONS
RCDD STAMP:

PROJECT:
**INSTALLATION
NOTIFICATION
AND
WARNING SYSTEM
(INWS)
SIOUX CITY, IA**

SHEET TITLE:
COMMUNICATION PLAN

DWG. FILE NAME 185ARW-INWS-B241FL1-SH3-03	
DATE 10/18/17	DWG NO.
SCALE AS NOTED	SHEET NO.
FACILITY NO. 241	- OF -



This information is released solely for its use in the interest of the Air National Guard (ANGB). All drawings received from the ANGB or produced for the ANGB as a work product shall be regarded as privileged information, not to be released to others without the express written permission of the ANGB.

PROGRAM MANAGER:

Technica

PROJECT ENGINEER:

ADB
COMPANIES



KENNETH R. SCOTT, SET
NICET# 081956
Fire Alarms Systems
Level IV

NO.	DESCRIPTION	DATE	BY
03	AS-BUILT	05/23/19	DAD
02	EQUIP CHANGE	06/12/18	DAD
01	DESIGN REVIEW	10/18/17	DAD

REVISIONS

RCDD STAMP:



PROJECT:

INSTALLATION
NOTIFICATION
AND
WARNING SYSTEM
(INWS)
SIOUX CITY, IA

SHEET TITLE:

COMMUNICATION PLAN

DWG. FILE NAME

185ARW-INWS-B241FL2-03

DATE

10/18/17

SCALE

AS NOTED

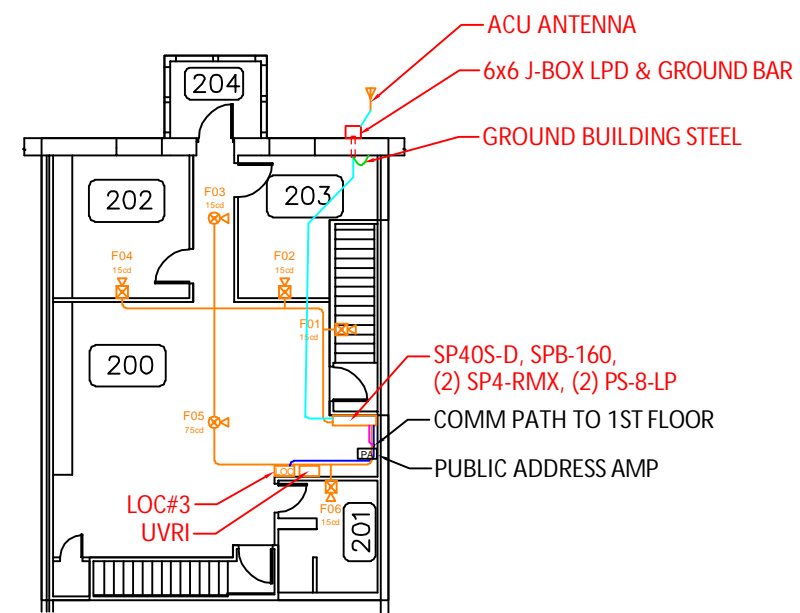
FACILITY NO.

241

DWG NO.

SHEET NO.

- OF -



**BUILDING 241, FLOOR 2
COMMUNICATION PLAN**

NORTH

SCALE: 1/8" = 1' (ARCH D)



This information is released solely for its use in the interest of the Air National Guard (ANGB). All drawings received from the ANGB or produced for the ANGB as a work product shall be regarded as privileged information, not to be released to others without the express written permission of the ANGB.

PROGRAM MANAGER:

Technica

PROJECT ENGINEER:

ADB
COMPANIES



KENNETH R. SCOTT, SET
NICET# 081956
Fire Alarms Systems
Kenneth R. Scott

NO.	DESCRIPTION	DATE	BY
03	AS BUILT	12/23/19	DAD
02	EQUIP CHANGE	06/12/18	DAD
01	DESIGN REVIEW	10/18/17	DAD

REVISIONS

RCDD STAMP:



PROJECT:

INSTALLATION NOTIFICATION AND WARNING SYSTEM (INWS)
SIOUX CITY, IA

SHEET TITLE:

COMMUNICATION PLAN

DWG. FILE NAME

185ARW-INWS-B251FL1-03

DATE

10/18/17

DWG NO.

SCALE

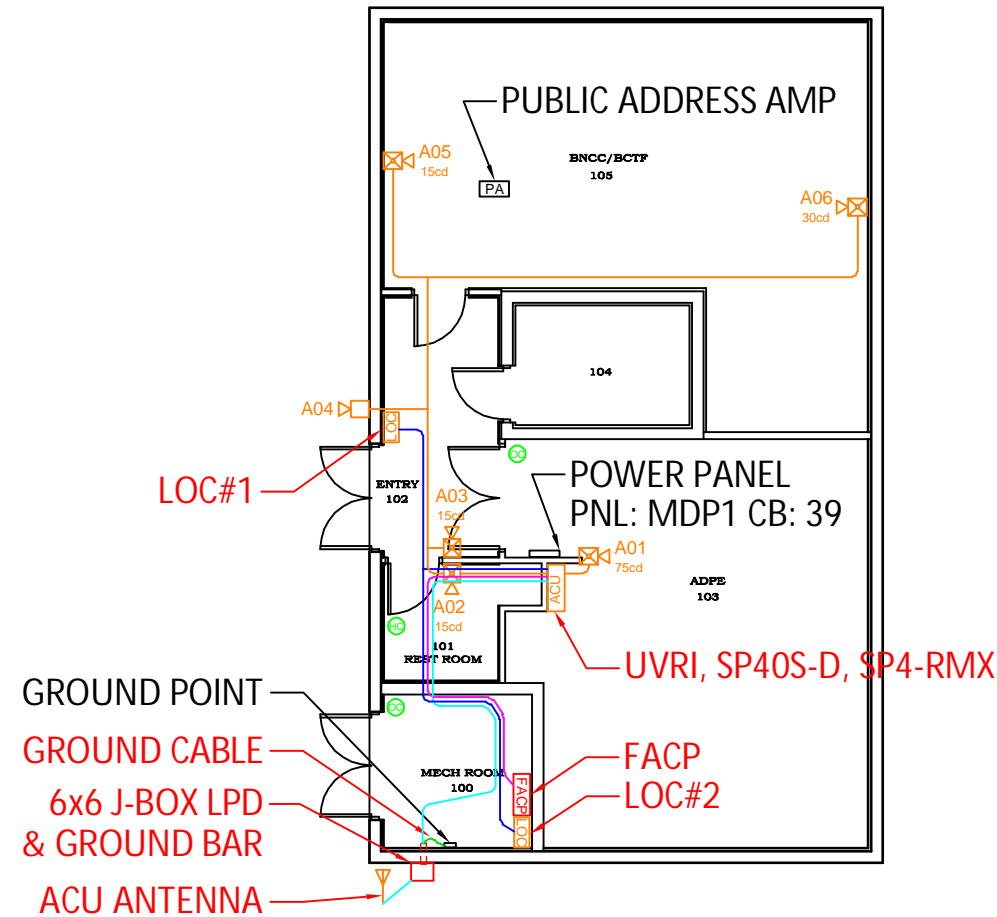
AS NOTED

SHEET NO.

FACILITY NO.

251

- OF -



**BUILDING 251, FLOOR 1
COMMUNICATION PLAN**

NORTH

SCALE: 3/16" = 1' (ARCH D)

0 5' 10'



This information is released solely for its use in the interest of the Air National Guard (ANGB). All drawings received from the ANGB or produced for the ANGB as a work product shall be regarded as privileged information, not to be released to others without the express written permission of the ANGB.

PROGRAM MANAGER:

Technica

PROJECT ENGINEER:

ADB
COMPANIES



KENNETH R. SCOTT, SET
NICET# 081956
Fire Alarms Systems
Level IV
Kenneth R. Scott

NO.	DESCRIPTION	DATE	BY
03	AS-BUILT	12/23/19	DAD
02	EQUIP CHANGE	06/12/18	DAD
01	DESIGN REVIEW	10/18/17	DAD

REVISIONS

RCDD STAMP:



PROJECT:

INSTALLATION
NOTIFICATION
AND
WARNING SYSTEM
(INWS)
SIOUX CITY, IA

SHEET TITLE:

COMMUNICATION PLAN

DWG. FILE NAME

185ARW-INWS-B252FL1-03

DATE

10/18/17

SCALE

AS NOTED

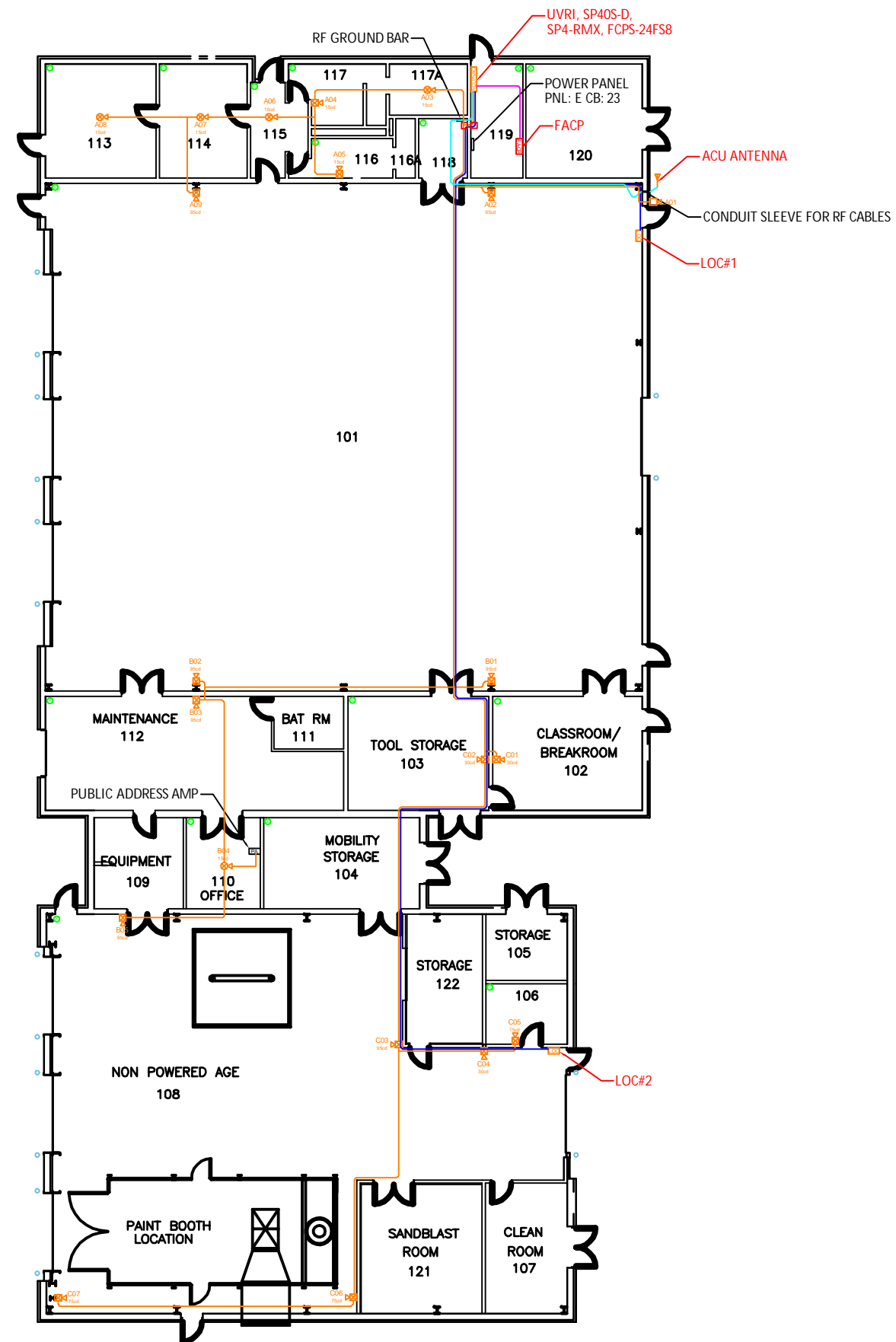
FACILITY NO.

252

DWG NO.

SHEET NO.

- OF -



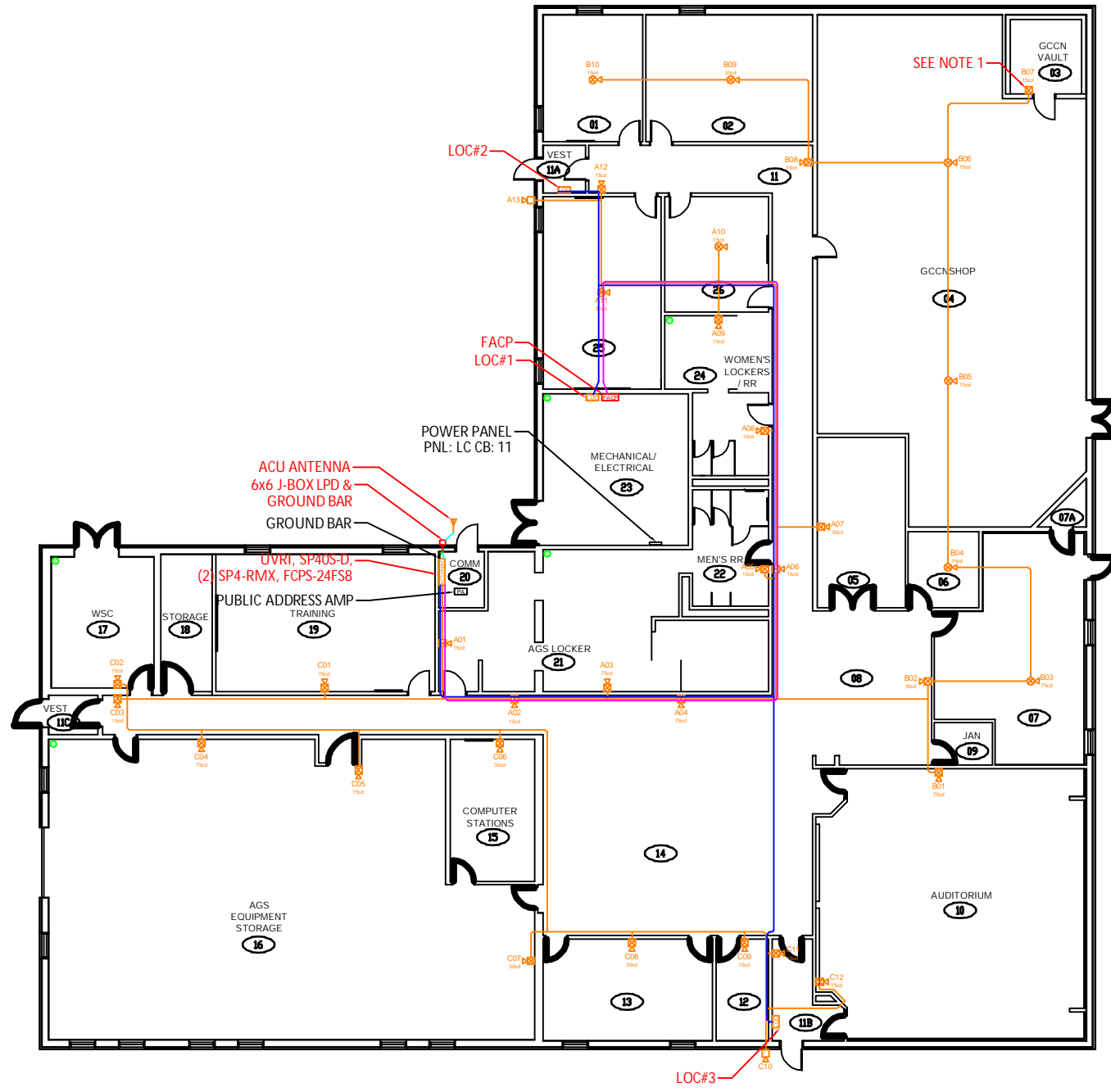
**BUILDING 252, FLOOR 1
COMMUNICATION PLAN**

NORTH

SCALE: 3/32" = 1' (ARCH.D)

0 10'8" 21'4"

NOTES:
 1. DEVICE WAS CHANGED TO STROBE ONLY AT REQUEST OF BASE.



**BUILDING 253, FLOOR 1
 COMMUNICATION PLAN**
 SCALE: 3/32" = 1' (ARCH D)
 0 10' 8" 21' 4"



This information is released solely for its use in the interest of the Air National Guard (ANGB). All drawings received from the ANGB or produced for the ANGB as a work product shall be regarded as privileged information, not to be released to others without the express written permission of the ANGB.

PROGRAM MANAGER:
Technica

PROJECT ENGINEER:
ADB
 COMPANIES

NICET
 CERTIFIED
 KENNETH R. SCOTT, SET
 NICET# 081956
 Fire Alarms Systems
Kenneth R. Scott

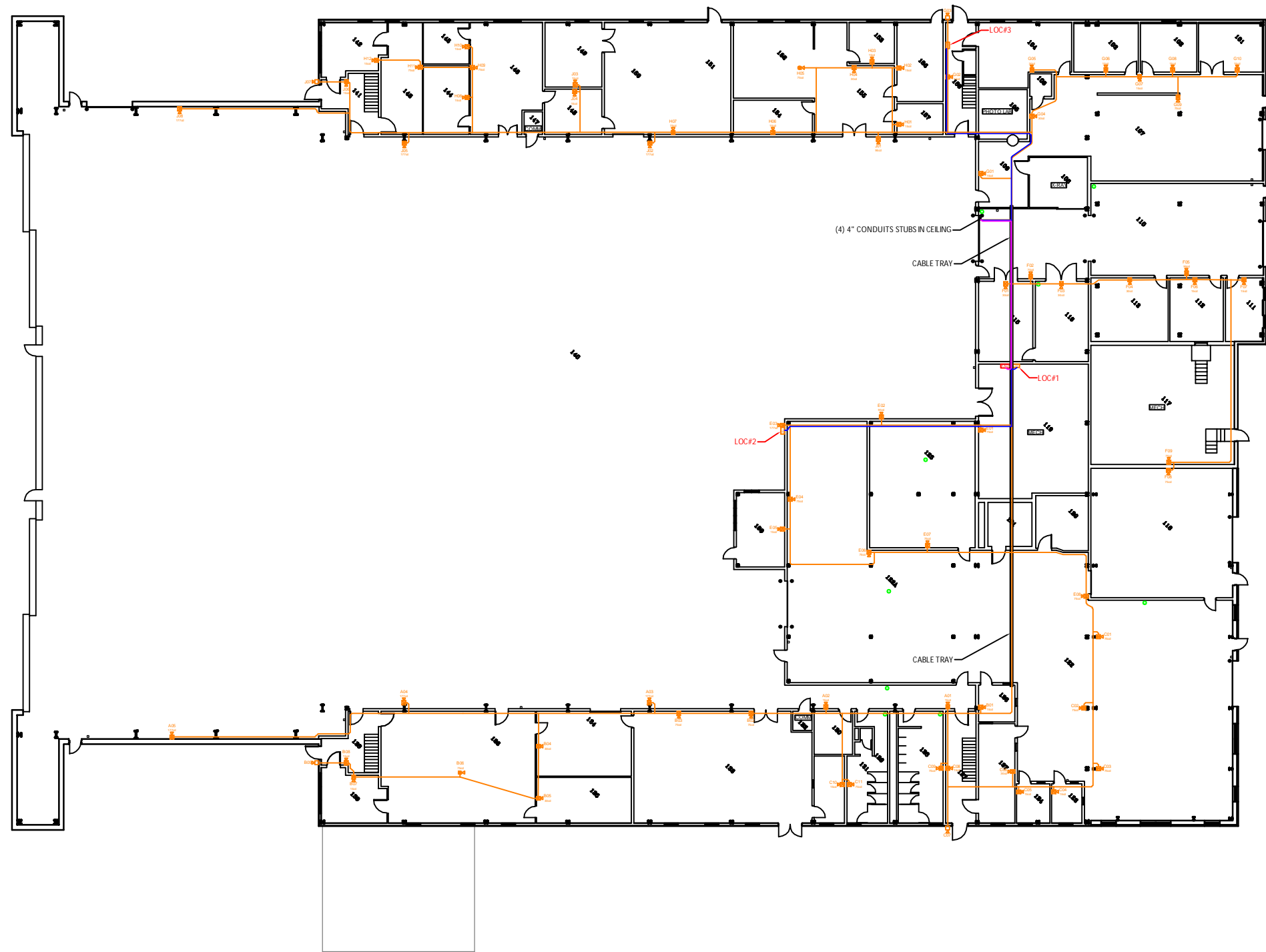
NO.	DESCRIPTION	DATE	BY
03	AS-BUILT	12/23/19	DAD
02	EQUIP CHANGE	08/12/18	DAD
01	DESIGN REVIEW	10/18/17	DAD

REVISIONS
 RCDD STAMP:

PROJECT:
**INSTALLATION
 NOTIFICATION
 AND
 WARNING SYSTEM
 (INWS)
 SIOUX CITY, IA**

SHEET TITLE:
COMMUNICATION PLAN

DWG. FILE NAME:
 185ARW-INWS-B253FL1-03
 DATE: 10/18/17
 SCALE: AS NOTED
 FACILITY NO.: 253
 DWG. NO.:
 SHEET NO.:
 - OF -




**BUILDING 261, FLOOR 1
COMMUNICATION PLAN**
 SCALE: 1/16" = 1' (ARCH D)




This information is released solely for its use in the interest of the Air National Guard (ANGB). All drawings received from the ANGB or produced for the ANGB as a work product shall be regarded as privileged information, not to be released to others without the express written permission of the ANGB.

PROGRAM MANAGER:



PROJECT ENGINEER:



KENNETH R. SCOTT, SET
 NICET# 081956
 Fire Alarms Systems
Kenneth R. Scott

NO.	DESCRIPTION	DATE	BY
03	AS-BUILT	12/23/19	DAD
02	EQUIP CHANGE	06/12/18	DAD
01	DESIGN REVIEW	10/18/17	DAD

REVISIONS

RCDD STAMP:

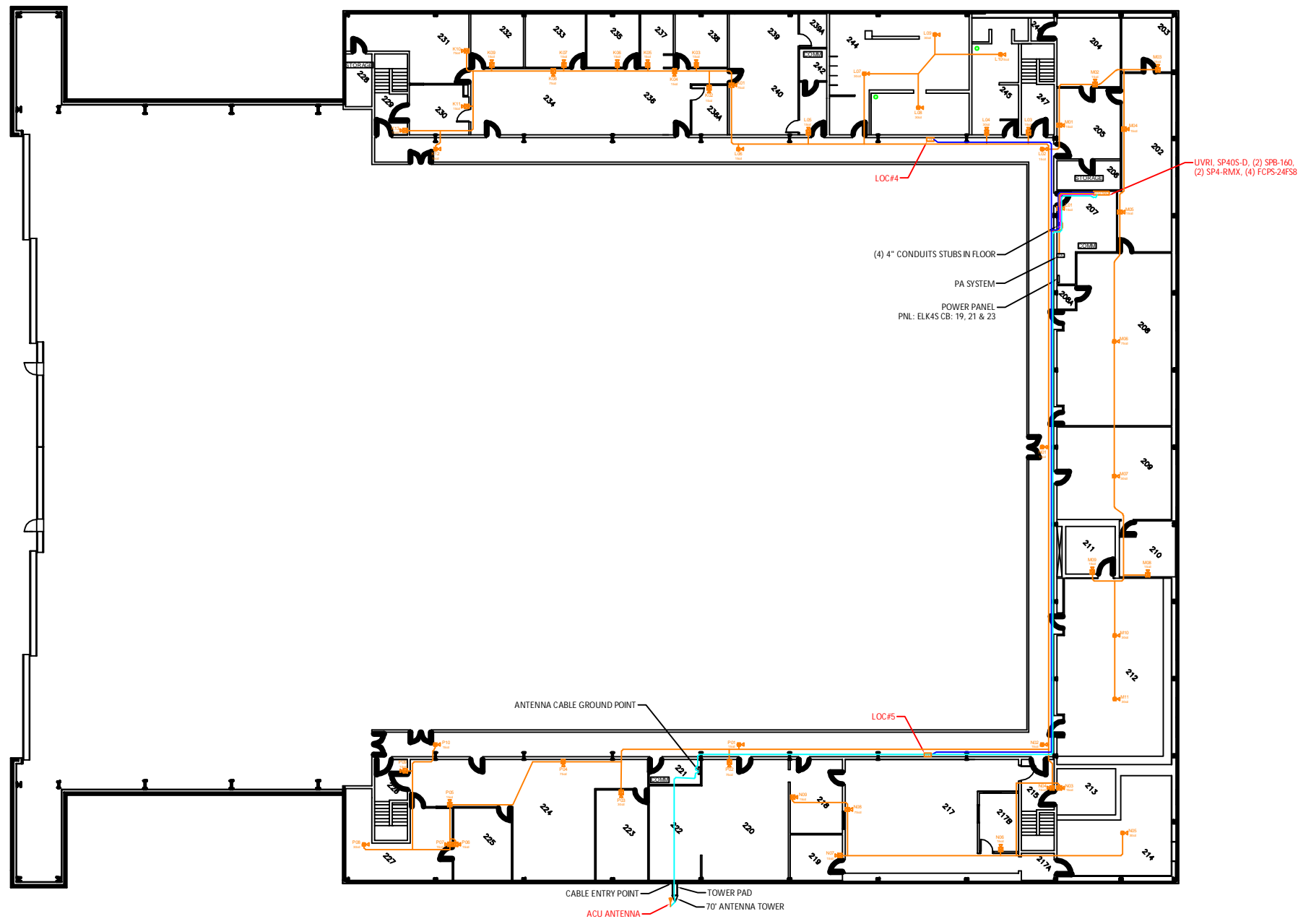


PROJECT:
**INSTALLATION
 NOTIFICATION
 AND
 WARNING SYSTEM
 (INWS)
 SIOUX CITY, IA**

SHEET TITLE:
COMMUNICATION PLAN

DWG. FILE NAME
 185ARW-INWS-B261FL1-03

DATE 10/18/17	DWG NO.
SCALE AS NOTED	SHEET NO.
FACILITY NO. 261	- OF -



**BUILDING 261, FLOOR 2
COMMUNICATION PLAN**

NORTH

SCALE: 1/16" = 1' (ARCH D)



This information is released solely for its use in the interest of the Air National Guard (ANGB). All drawings received from the ANGB or produced for the ANGB as a work product shall be regarded as privileged information, not to be released to others without the express written permission of the ANGB.

PROGRAM MANAGER:

Technica

PROJECT ENGINEER:

ADB
COMPANIES

NICET
CERTIFIED

KENNETH R. SCOTT, SET
NICET# 081956
Fire Alarms Systems
Level IV

NO.	DESCRIPTION	DATE	BY
03	AS-BUILT	12/23/19	DAD
02	EQUIP CHANGE	06/12/18	DAD
01	DESIGN REVIEW	10/18/17	DAD

REVISIONS

RCDD STAMP:

PROJECT:

**INSTALLATION
NOTIFICATION
AND
WARNING SYSTEM
(INWS)
SIOUX CITY, IA**

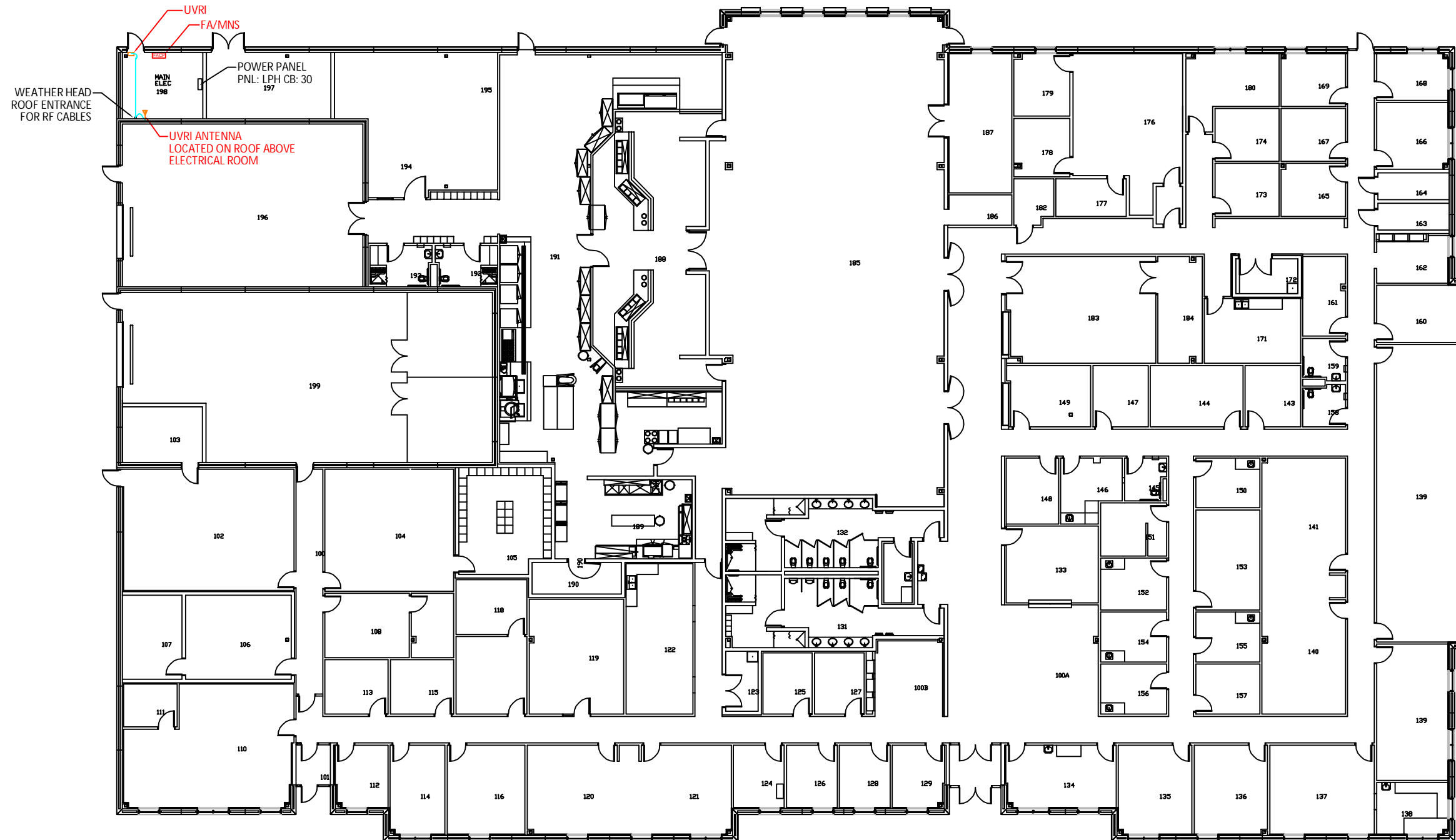
SHEET TITLE:

COMMUNICATION PLAN

DWG. FILE NAME
185ARW-INWS-B261FL2-03

DATE 10/18/17	DWG NO.
SCALE AS NOTED	SHEET NO.
FACILITY NO. 261	- OF -

NOTES:
 1. UVRI IS LOCATED ABOVE DOOR IN RM 198.



**BUILDING 265, FLOOR 1
 COMMUNICATION PLAN**
 SCALE: 3/32" = 1' (ARCH D)
 10' 8" 21' 4"



This information is released solely for its use in the interest of the Air National Guard (ANGB). All drawings received from the ANGB or produced for the ANGB as a work product shall be regarded as privileged information, not to be released to others without the express written permission of the ANGB.

PROGRAM MANAGER:
Technica

PROJECT ENGINEER:
ADB
 COMPANIES

NICET
 CERTIFIED
 KENNETH R. SCOTT, SET
 NICET# 081956
 Fire Alarms Systems
 Level IV
Kenneth R. Scott

NO.	DESCRIPTION	DATE	BY
01	AS-BUILT	12/23/19	DAD

REVISIONS
 RCDD STAMP:
Bicsi
 Lonnie J Berg
 BICSI ID #217407
 EXPIRES 03-31-21
Lonnie J Berg

PROJECT:
**INSTALLATION
 NOTIFICATION
 AND
 WARNING SYSTEM
 (INWS)
 SIOUX CITY, IA**

SHEET TITLE:
COMMUNICATION PLAN

DWG. FILE NAME:
 185ARW-INWS-B265FL1-01
 DATE: 04/01/19
 SCALE: AS NOTED
 FACILITY NO.: 265
 DWG NO.:
 SHEET NO.:
 - OF -



This information is released solely for its use in the interest of the Air National Guard (ANGB). All drawings received from the ANGB or produced for the ANGB as a work product shall be regarded as privileged information, not to be released to others without the express written permission of the ANGB.

PROGRAM MANAGER:

Technica

PROJECT ENGINEER:

ADB
COMPANIES



KENNETH R. SCOTT, SET
NICET# 081956
Fire Alarms Systems
Level IV

NO.	DESCRIPTION	DATE	BY
03	AS-BUILT	12/23/19	DAD
02	EQUIP CHANGE	06/12/18	DAD
01	DESIGN REVIEW	10/18/17	DAD

REVISIONS

RCDD STAMP:

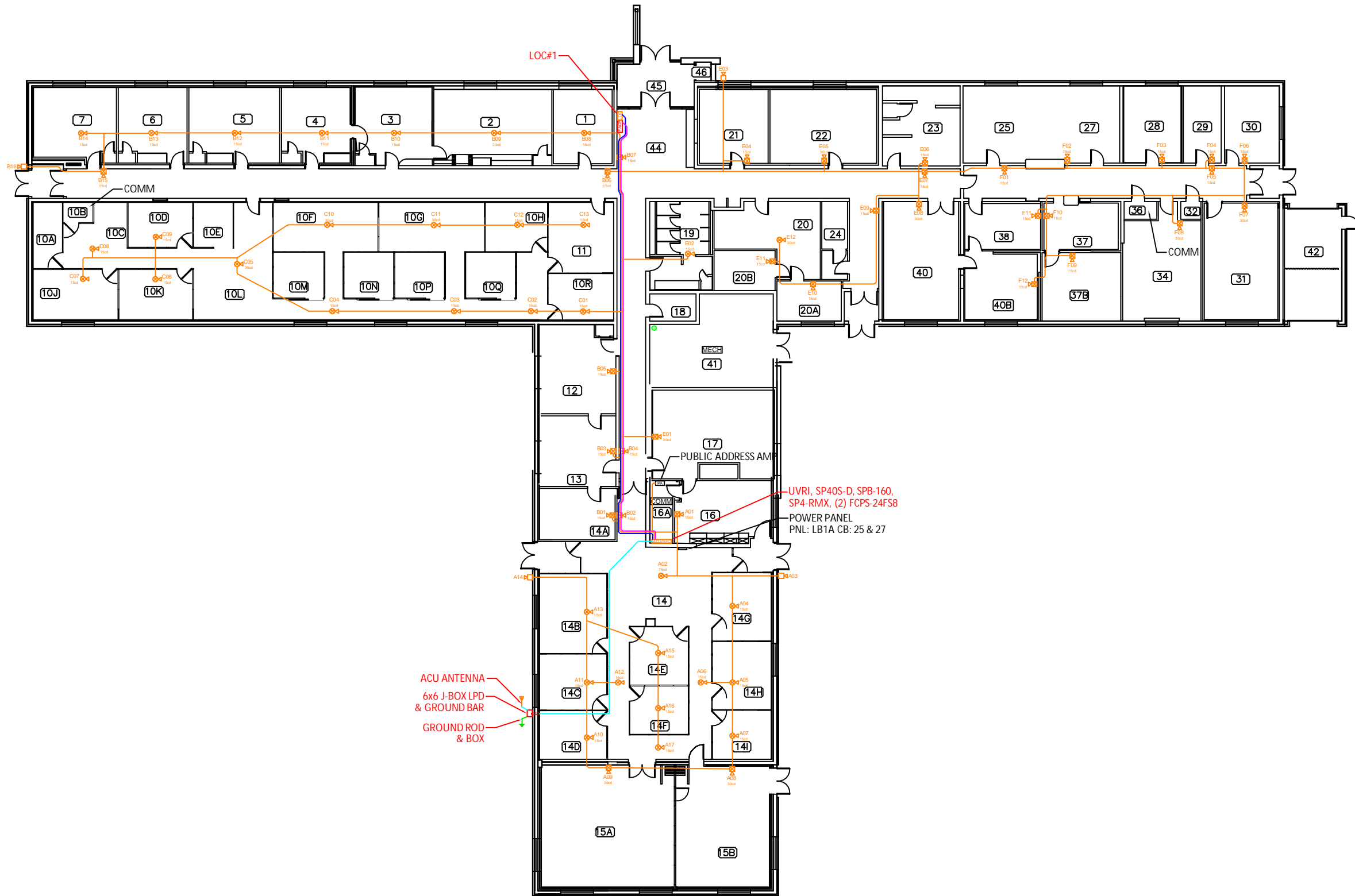


PROJECT:
**INSTALLATION
NOTIFICATION
AND
WARNING SYSTEM
(INWS)
SIOUX CITY, IA**

SHEET TITLE:
COMMUNICATION PLAN

DWG. FILE NAME:
185ARW-INWS-B269FL1-03

DATE 10/18/17	DWG. NO.
SCALE AS NOTED	SHEET NO.
FACILITY NO. 269	- OF -




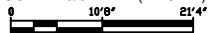
**BUILDING 269, FLOOR 1
COMMUNICATION PLAN**

NORTH

SCALE: 3/32" = 1' (ARCH D)

0 10' 0" 21' 4"




**BUILDING 278, FLOOR 1
COMMUNICATION PLAN**
 SCALE: 3/32" = 1' (ARCH D)




This information is released solely for its use in the interest of the Air National Guard (ANGB). All drawings received from the ANGB or produced for the ANGB as a work product shall be regarded as privileged information, not to be released to others without the express written permission of the ANGB.

PROGRAM MANAGER:
Technica

PROJECT ENGINEER:
ADB
COMPANIES

NICET CERTIFIED
KENNETH R. SCOTT, SET
NICET# 081956
Fire Alarms Systems
Level IV
Kenneth R. Scott

NO.	DESCRIPTION	DATE	BY
03	AS-BUILT	12/23/19	DAD
02	EQUIP CHANGE	06/12/18	DAD
01	DESIGN REVIEW	10/18/17	DAD

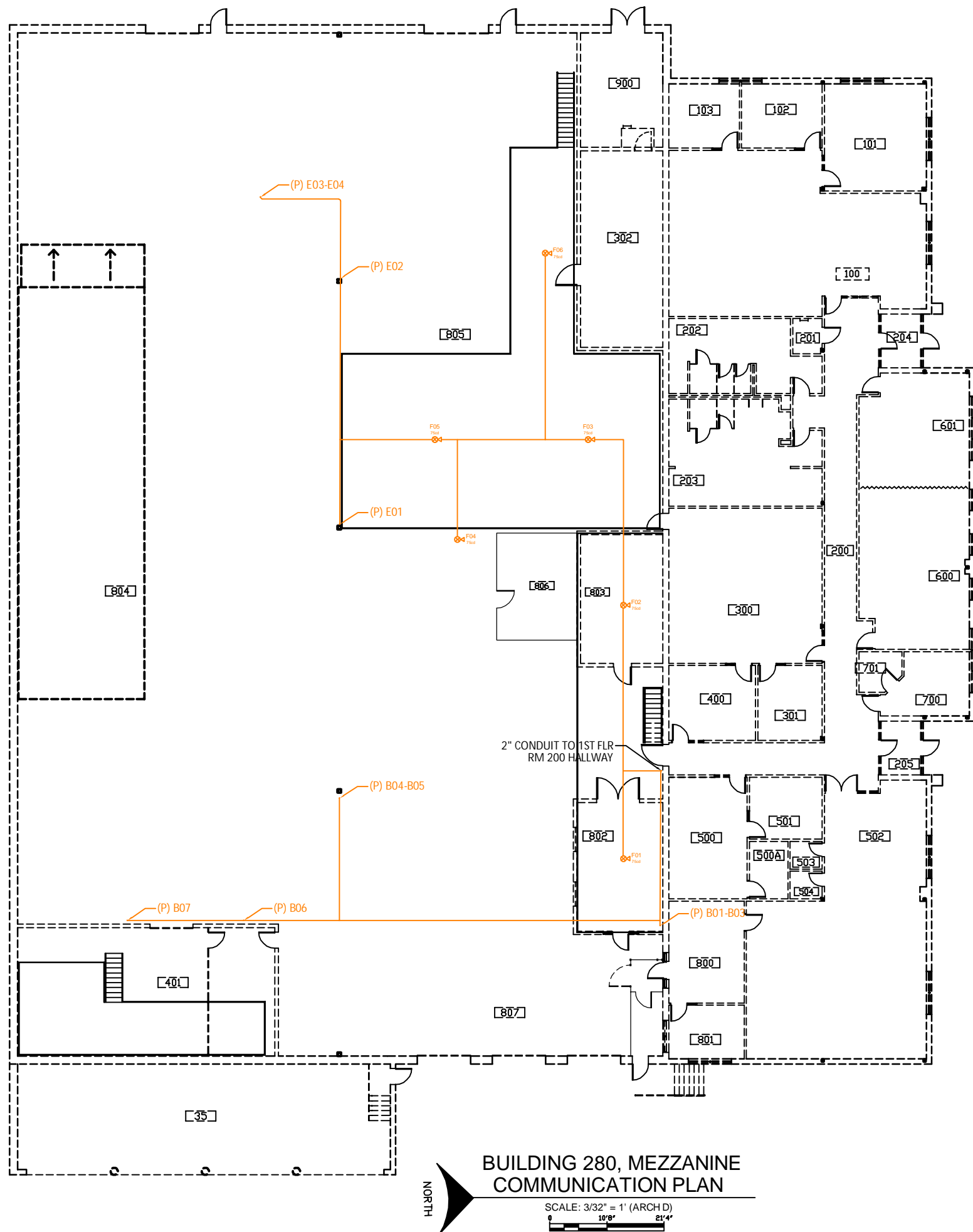
REVISIONS
RCDD STAMP:
Bicsi
Lannie J. Berg
BICSI ID # 217407
EXPIRES 12/31/21
Lannie J. Berg

PROJECT:
**INSTALLATION
NOTIFICATION
AND
WARNING SYSTEM
(INWS)
SIOUX CITY, IA**

SHEET TITLE:
COMMUNICATION PLAN

DWG. FILE NAME:
185ARW-INWS-B278FL1-03

DATE 10/18/17	DWG NO.
SCALE AS NOTED	SHEET NO.
FACILITY NO. 278	- OF -



**BUILDING 280, MEZZANINE
COMMUNICATION PLAN**

SCALE: 3/32" = 1' (ARCH D)
0 10' 0" 21' 4"



This information is released solely for its use in the interest of the Air National Guard (ANGB). All drawings received from the ANGB or produced for the ANGB as a work product shall be regarded as privileged information, not to be released to others without the express written permission of the ANGB.

PROGRAM MANAGER:
Technica

PROJECT ENGINEER:
ADB
COMPANIES

NICET
CERTIFIED
KENNETH R. SCOTT, SET
NICET# 081956
Fire Alarms Systems
Level IV
Kenneth R. Scott

NO.	DESCRIPTION	DATE	BY
03	AS-BUILT	12/23/19	DAD
02	EQUIP CHANGE	06/12/18	DAD
01	DESIGN REVIEW	10/18/17	DAD

REVISIONS
RCDD STAMP:
Bicsi
Lennie J. Berg
BCSID # 207407
Expires 12/31/21
Lennie J. Berg

PROJECT:
**INSTALLATION
NOTIFICATION
AND
WARNING SYSTEM
(INWS)
SIOUX CITY, IA**

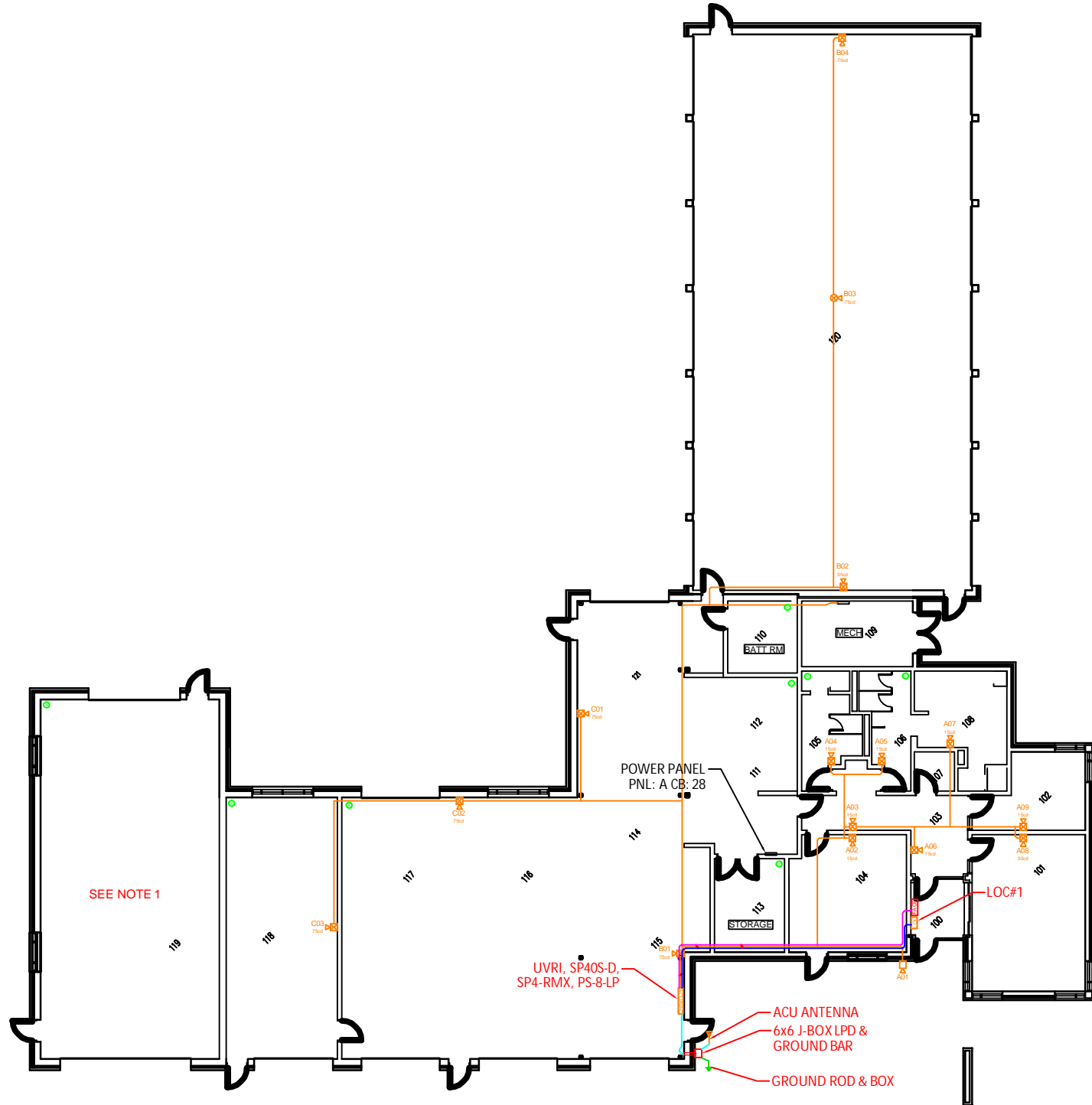
SHEET TITLE:
COMMUNICATION PLAN


DWG. FILE NAME
185ARW-INWS-B280MEZZ-03

DATE 10/18/17	DWG NO.
SCALE AS NOTED	SHEET NO.
FACILITY NO. 280	- OF -

NOTES:

1. SPEAKER/STROBES WITHIN RM 119 WERE INSTALLED AND THEN LATER REMOVED WHEN IT WAS DETERMINED THAT THIS ROOM IS A CLASS I, DIVISION 1 AREA.




**BUILDING 283, FLOOR 1
COMMUNICATION PLAN**
 SCALE: 3/32" = 1' (ARCH D)
 0 10' 0" 21' 4"



This information is released solely for its use in the interest of the Air National Guard (ANGB). All drawings received from the ANGB or produced for the ANGB as a work product shall be regarded as privileged information, not to be released to others without the express written permission of the ANGB.

PROGRAM MANAGER:



PROJECT ENGINEER:



KENNETH R. SCOTT, SET
 NICET# 081956
 Fire Alarms Systems
 Level IV
Kenneth R. Scott

NO.	DESCRIPTION	DATE	BY
03	AS-BUILT	12/23/19	DAD
02	EQUIP CHANGE	06/12/18	DAD
01	DESIGN REVIEW	10/18/17	DAD

REVISIONS

RCDD STAMP:



PROJECT:

**INSTALLATION
NOTIFICATION
AND
WARNING SYSTEM
(INWS)
SIOUX CITY, IA**

SHEET TITLE:

COMMUNICATION PLAN

DWG. FILE NAME

185ARW-INWS-B283FL1-03

DATE 10/18/17	DWG NO.
SCALE AS NOTED	SHEET NO.
FACILITY NO. 283	- OF -



This information is released solely for its use in the interest of the Air National Guard (ANGB). All drawings received from the ANGB or produced for the ANGB as a work product shall be regarded as privileged information, not to be released to others without the express written permission of the ANGB.

PROGRAM MANAGER:

Technica

PROJECT ENGINEER:

ADB
COMPANIES



KENNETH R. SCOTT, SET
NICET# 081956
Fire Alarms Systems
Level IV

NO.	DESCRIPTION	DATE	BY
03	AS-BUILT	12/23/19	DAD
02	EQUIP CHANGE	06/12/18	DAD
01	DESIGN REVIEW	10/18/17	DAD

REVISIONS

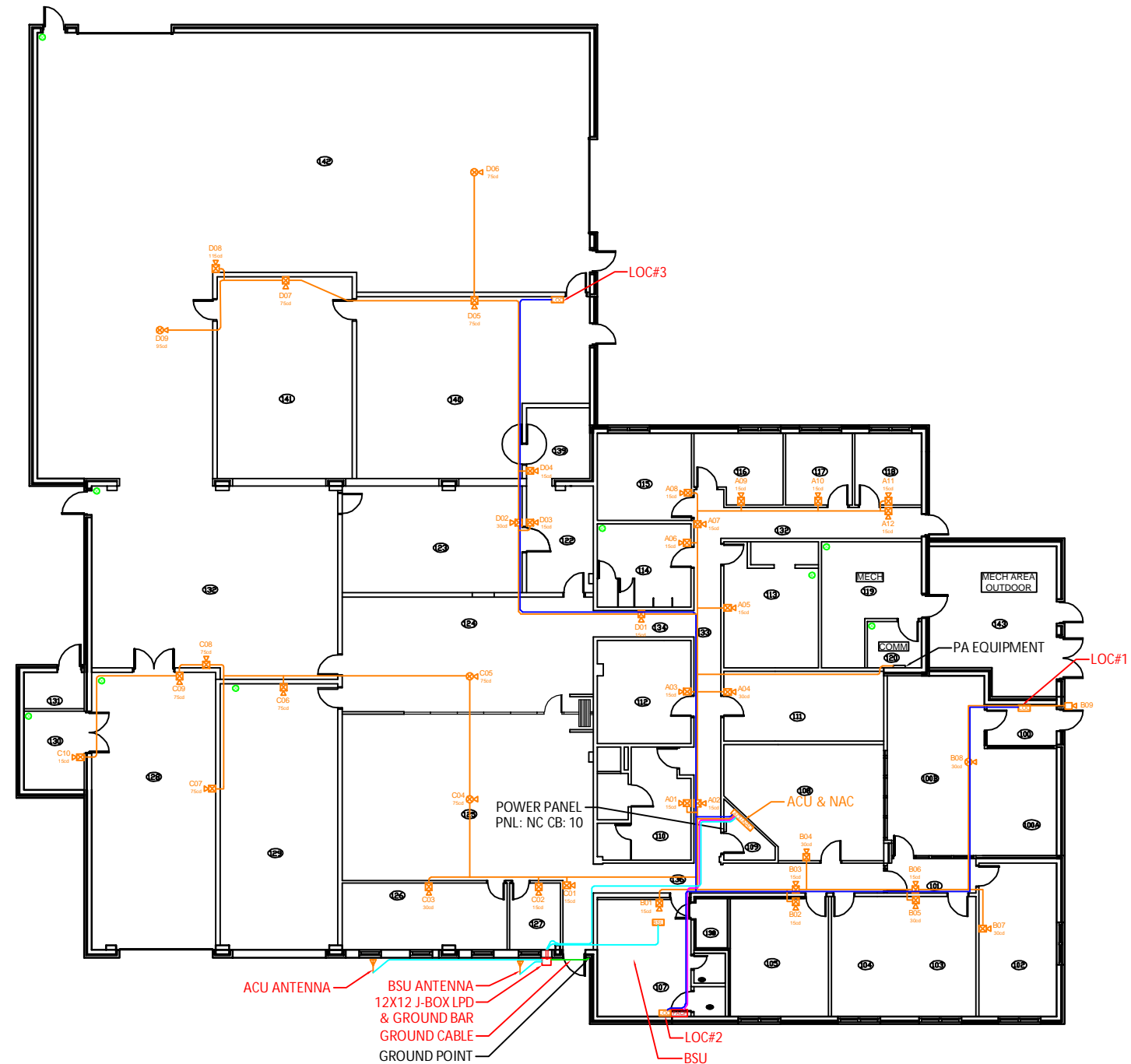
RCDD STAMP:



PROJECT:
INSTALLATION NOTIFICATION AND WARNING SYSTEM (INWS) SIOUX CITY, IA

SHEET TITLE:
COMMUNICATION PLAN

DWG. FILE NAME 185ARW-INWS-B284FL1-03	
DATE 10/18/17	DWG. NO.
SCALE AS NOTED	SHEET NO.
FACILITY NO. 284	- OF -



**BUILDING 284, FLOOR 1
COMMUNICATION PLAN**
SCALE: 3/32" = 1' (ARCH D)
10' 0" 21' 4"



This information is released solely for its use in the interest of the Air National Guard (ANG). All drawings received from the ANG or produced for the ANG as a work product shall be regarded as privileged information, not to be released to others without the express written permission of the ANG.

PROGRAM MANAGER:

Technica

PROJECT ENGINEER:

ADB
COMPANIES



KENNETH R. SCOTT, SET
NICET# 081956
Fire Alarms Systems
Level IV

NO.	DESCRIPTION	DATE	BY
03	AS-BUILT	12/23/19	DAD
02	EQUIP CHANGE	06/12/18	DAD
01	DESIGN REVIEW	10/18/17	DAD

REVISIONS

RCDD STAMP:

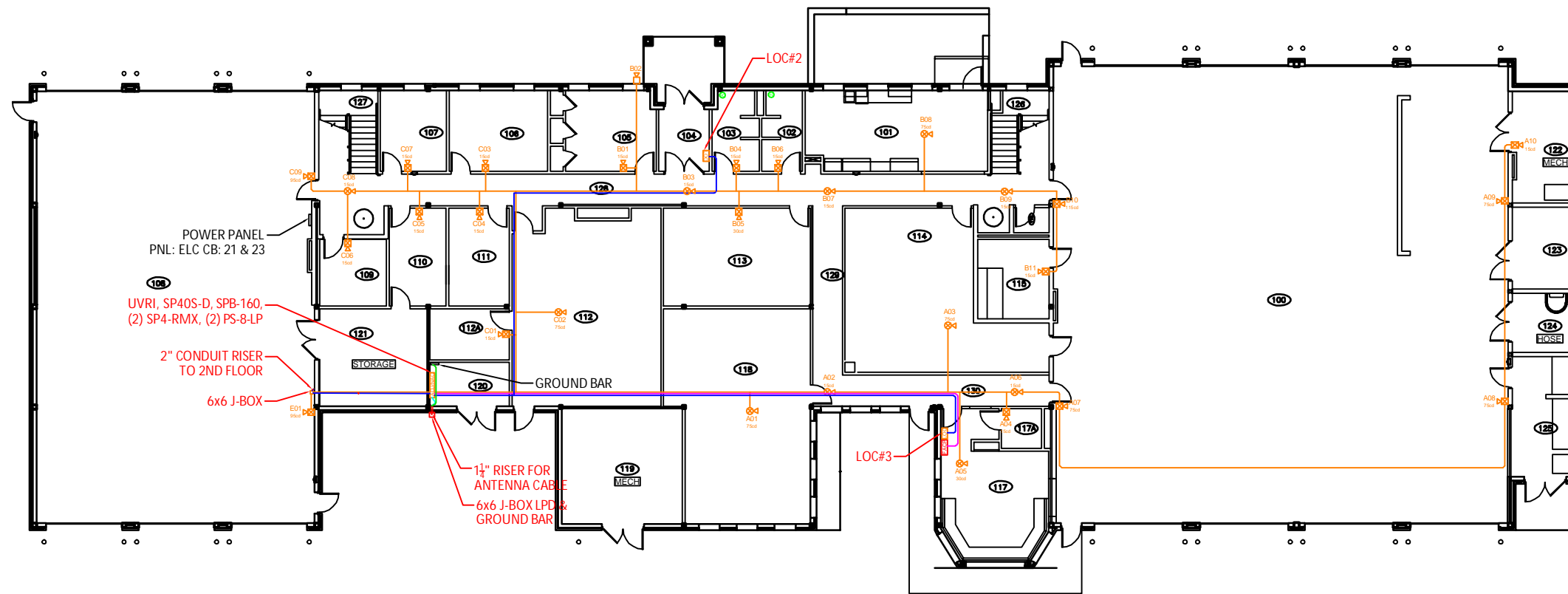


PROJECT:
**INSTALLATION
NOTIFICATION
AND
WARNING SYSTEM
(INWS)
SIOUX CITY, IA**

SHEET TITLE:
COMMUNICATION PLAN

DWG. FILE NAME:
185ARW-INWS-B286FL1-03

DATE 10/18/17	DWG NO.
SCALE AS NOTED	SHEET NO.
FACILITY NO. 286	- OF -

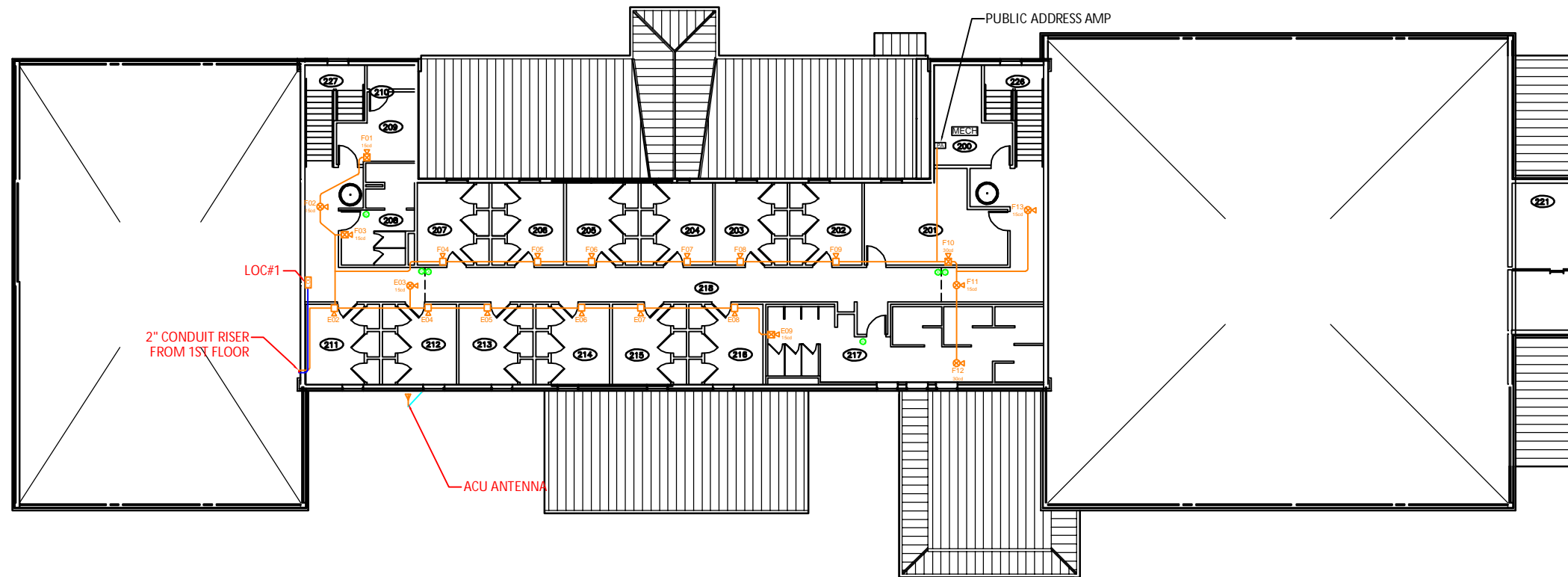


**BUILDING 286, FLOOR 1
COMMUNICATION PLAN**

NORTH

SCALE: 3/32" = 1' (ARCH D)

NOTES:
 1. SLEEPING QUARTERS ARE MNS SPEAKER ONLY



**BUILDING 286, FLOOR 2
 COMMUNICATION PLAN**

NORTH

SCALE: 3/32" = 1' (ARCH D)

0 10' 0" 21' 4"



This information is released solely for its use in the interest of the Air National Guard (ANGB). All drawings received from the ANGB or produced for the ANGB as a work product shall be regarded as privileged information, not to be released to others without the express written permission of the ANGB.

PROGRAM MANAGER:



PROJECT ENGINEER:



KENNETH R. SCOTT, SET
 NICET# 081956
 Fire Alarms Systems
 Level IV
Kenneth R. Scott

NO.	DESCRIPTION	DATE	BY
03	AS-BUILT	12/23/19	DAD
02	EQUIP CHANGE	06/12/18	DAD
01	DESIGN REVIEW	10/18/17	DAD

REVISIONS

RCDD STAMP:



PROJECT:
**INSTALLATION
 NOTIFICATION
 AND
 WARNING SYSTEM
 (INWS)
 SIOUX CITY, IA**

SHEET TITLE:
COMMUNICATION PLAN

DWG. FILE NAME:
 185ARW-INWS-B286FL2-03

DATE 10/18/17	DWG NO.
SCALE AS NOTED	SHEET NO.
FACILITY NO. 286	- OF -



This information is released solely for its use in the interest of the Air National Guard (ANGB). All drawings received from the ANGB or produced for the ANGB as a work product shall be regarded as privileged information, not to be released to others without the express written permission of the ANGB.

PROGRAM MANAGER:

Technica

PROJECT ENGINEER:

ADB
COMPANIES



KENNETH R. SCOTT, SET
NICET# 081956
Fire Alarms Systems
Level IV
Kenneth R. Scott

03	AS-BUILT	12/23/19	DAD
02	EQUIP CHANGE	06/12/18	DAD
01	DESIGN REVIEW	10/18/17	DAD

NO. DESCRIPTION DATE BY

REVISIONS

RCDD STAMP:



PROJECT:

INSTALLATION
NOTIFICATION
AND
WARNING SYSTEM
(INWS)
SIOUX CITY, IA

SHEET TITLE:

COMMUNICATION PLAN

DWG. FILE NAME

185ARW-INWS-B311FL1-03

DATE

10/18/17

SCALE

AS NOTED

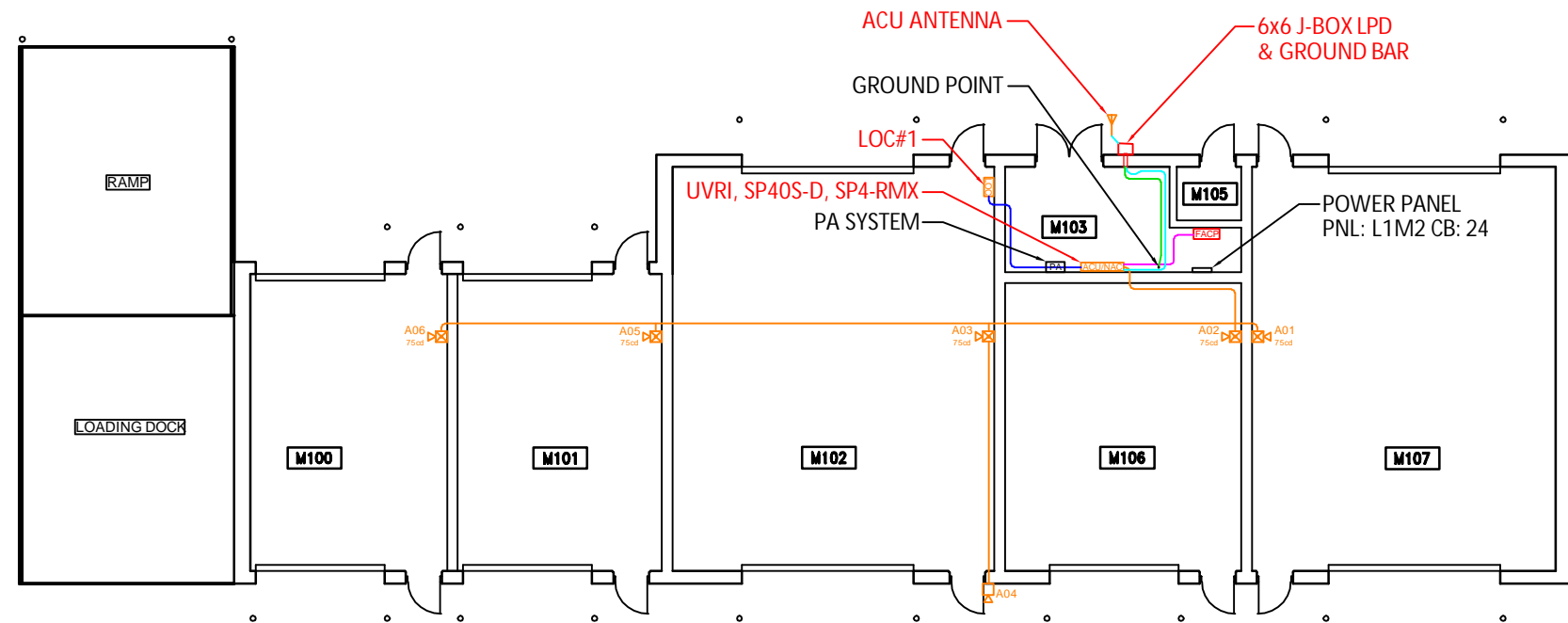
FACILITY NO.

311

DWG NO.

SHEET NO.

- OF -



**BUILDING 311, FLOOR 1
COMMUNICATION PLAN**

NORTH

SCALE: 1/8" = 1' (ARCH D)



This information is released solely for its use in the interest of the Air National Guard (ANGB). All drawings received from the ANGB or produced for the ANGB as a work product shall be regarded as privileged information, not to be released to others without the express written permission of the ANGB.

PROGRAM MANAGER:

Technica

PROJECT ENGINEER:

ADB
COMPANIES



KENNETH R. SCOTT, SET
NICET# 081956
Fire Alarms Systems
Level IV

[Signature]

NO.	DESCRIPTION	DATE	BY
03	AS-BUILT	12/23/19	DAD
02	EQUIP CHANGE	06/12/18	DAD
01	DESIGN REVIEW	10/18/17	DAD

REVISIONS

RCDD STAMP:



PROJECT:

INSTALLATION
NOTIFICATION
AND
WARNING SYSTEM
(INWS)
SIOUX CITY, IA

SHEET TITLE:

COMMUNICATION PLAN

DWG. FILE NAME

185ARW-INWS-SITEPLAN-SH2-03

DATE

9/22/17

SCALE

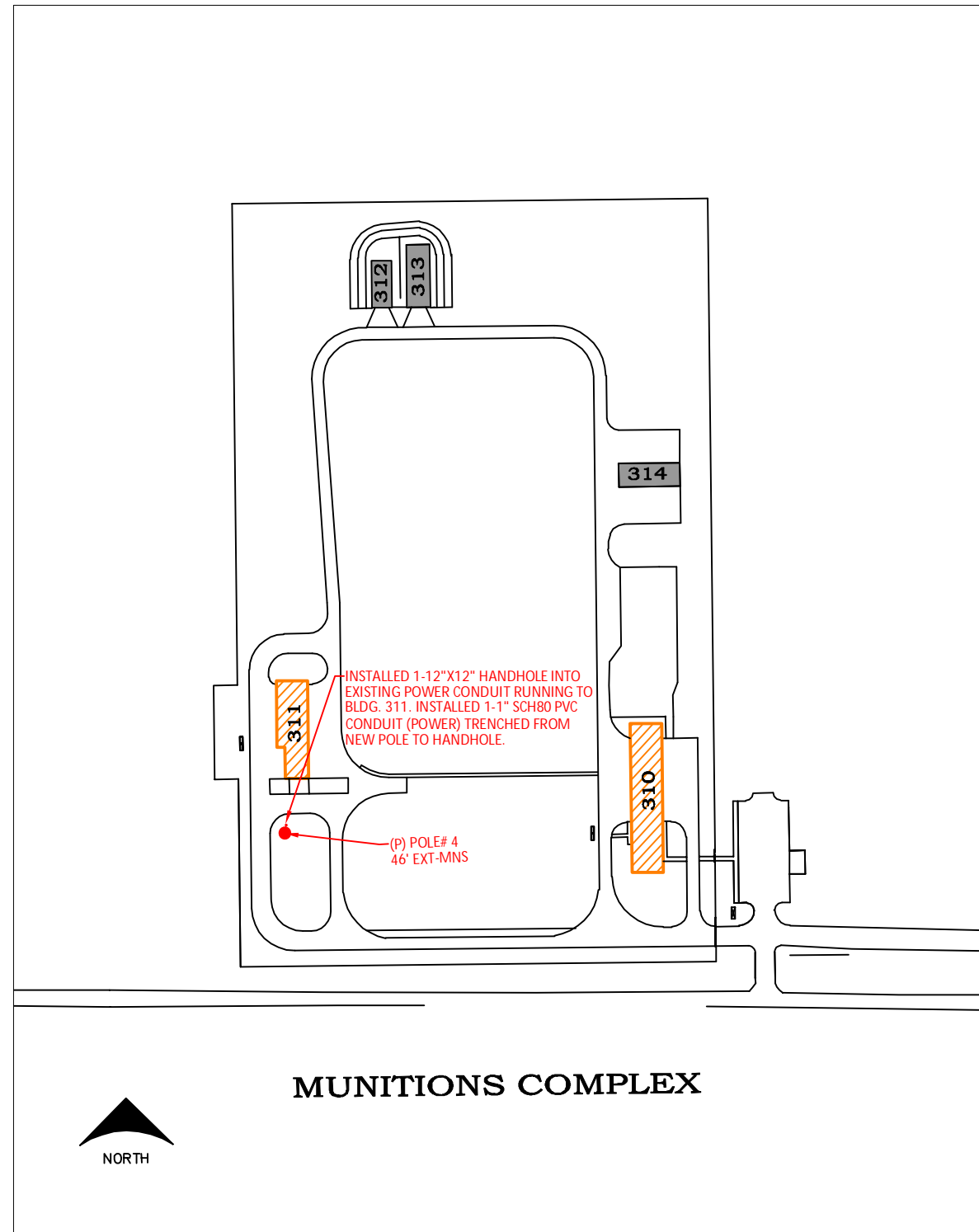
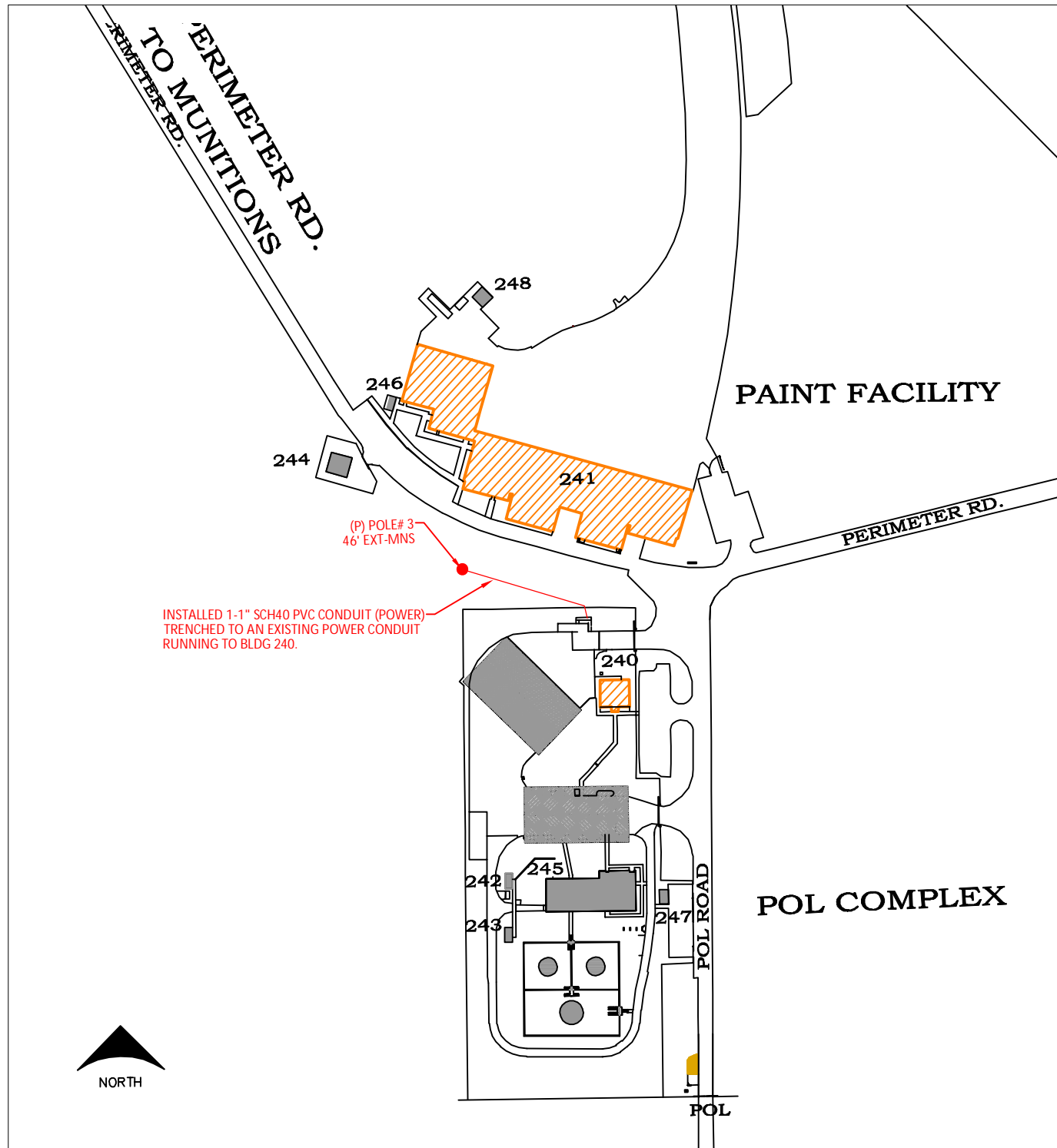
AS NOTED

FACILITY NO.

DWG NO.

SHEET NO.

- OF -



SITEPLAN, SHEET 2
COMMUNICATION PLAN

SCALE: NTS (ARCH D)



**IA ANG -
CONSOLIDATED
SUPPORT FUNCTIONS**

PROJECT ADDRESS
IOWA NATIONAL GUARD
SIOUX CITY, IOWA

PROJECT NUMBER
31290100

ISSUE RECORD

10/27/2017	FOUNDATION PERMIT
11/20/2017	A-2 SUBMITTAL
01/19/2018	DESIGN DEVELOPMENT SUBMITTAL
02/21/2018	B-2 SUBMITTAL
05/04/2018	CONSTRUCTION SET
06/25/2018	GENERAL REVISION #1

DATE
05/04/2018

PROJECT MANAGER
S. SHIFFLETT

OWNER
T. SACKETT

CHECKED BY

REGISTRATION

SHEET TITLE

**FIRE ALARM
SYSTEM PLAN**

SHEET NUMBER

FA-1.0

NICET - NATIONAL INSTITUTE FOR
CERTIFICATION IN ENGINEERING
TECHNOLOGIES
MARK J. SNODGRASS
NICET LEVEL IV CERTIFIED IN FIRE
ALARM SYSTEMS
NICET CERTIFICATION #102343
EXPIRES: FEBRUARY 1, 2019
SIGNATURE: *Mark J. Snodgrass*
DATE: 06-25-2018

1 FIRE ALARM SYSTEM PLAN
FA-1.0 SCALE: 1/8"=1'-0"
0' 4' 12'

