



Department of
Public Defense

Iowa Department of Public Defense
Purchasing and Contracting Bureau
7105 NW 70th Ave. Bldg. 3465
Johnston, IA 50131

NGIA-SCO

2 Aug 24

MEMORANDUM FOR: ALL BIDDERS

SUBJECT: Addendum to RFB 071824-01 – Camp Dodge Building A-01 Latrine Renovations

ADDENDUM # 1

This Addendum to RFB Number 071824-01 is effective as of July 30, 2024. The Agency is making changes to the RFB to reflect a revision to the Specifications and Drawings attached to this document. Therefore, the RFB is addended as follows:

Revision 1. The additional (6) page PDF attached includes changes to the Specifications and Drawings.



Design with Purpose. Build with Confidence.

DATE: July 30, 2024

FROM: The Schemmer Associates
Architects-Engineers
1840 NW 118th Street, Suite 110
Clive, IA 50325
Phone: (515) 650-4715

TO: Prospective Bidders and Plan Holders

RE: Addendum No. 1 to the Bidding Documents for:
BUILDING A-1 RENOVATE LATRINES
Schemmer Project No. 08320.001

This addendum is issued by the Architect to the Contractor. This Addendum shall be made a part of the Contract Documents. Acknowledgement of receipt of this Addendum shall be provided on the Bid Form. Failure to do so may subject Bidder to disqualification.

Prior approval of manufacturers is general approval only for bidding purposes. Final approval of the products is contingent upon the submittal of product data and/or shop drawings which will have to meet the specific design requirements and the specifications, along with a completed Substitution Request form provided in the Specifications returned to the Architect for official approval.

This addendum consists of one (1) pages of written addendum items, two (2) pages of added/modified drawings, and two (2) pages of specifications.

THE SCHEMMER ASSOCIATES INC.

SPECIFICATIONS

The specification volume will be replaced as a whole. The specification edits listed below are explanations of what was modified.

ARCHITECTURAL

Item No. SA-1 Specification Section 00-11-00 Advertisement For Bids

REVISED specification section in its entirety.

Item No. SA-2 Specification Section 10-21-13.19 Plastic Toilet Compartments

REVISED Paragraph 2.01.A to include "Hadrian" as a manufacturer.

MECHANICAL N/A

ELECTRICAL N/A

DRAWINGS

ARCHITECTURAL N/A

MECHANICAL N/A

Item No. DM-1, Sheet M103 PENTHOUSE FLOOR PLAN - MECHANICAL

Item No. DP-1, Sheet P102 SECOND FLOOR – PLUMBING

Detail 9/P102 has been removed.

ELECTRICAL N/A

END OF ADDENDUM NO. 1

ADVERTISEMENT FOR BIDS

PROJECT TITLE: BUILDING A-1 RENOVATE LATRINES
BID DATE: AUGUST 8, 2024
PROJECT LOCATION: CAMP DODGE, JOHNSTON, IOWA
PROJECT NO.: 19083795
CONTRACT NO.: C322A1047

The Iowa Department of Public Defense, on behalf of the Iowa National Guard (IANG), will be receiving sealed bids until **1:00 P.M.** local time in the west conference room of **BUILDING 3535 (B-61), CAMP DODGE**, 7105 NW 70TH AVENUE, JOHNSTON, IOWA 50131-1824 for the proposed BUILDING A-1 RENOVATE LATRINES, CAMP DODGE, JOHNSTON, IOWA. The general scope of work includes, but is not limited to:

Summary Of Work: Renovation of sixteen (16) public restrooms with the A-1 Joint Forces Headquarters Building, with alterations to existing systems serving the restrooms to adapt to the new design. The renovations will be architectural upgrades and mechanical system redesign, with associated electrical work. Specific restrooms will be brought up to ADAAG / A117.1 Accessibility Standards.

Base Bid: Core Latrines on all floors.

Alternate Bid No.1: Hall Latrines on all floors in the north wing.

Alternate Bid No.2: Hall Latrines on all floors in the south wing.

Bids received will be opened and read aloud at the time and place stated. Late bids will not be considered. Bids must be hand-delivered (bids received via mail, delivery service, oral, telephonic, facsimile or other electronically transmitted bids will not be accepted). Interested parties are invited to attend.

Bids shall be submitted on the Bid Form and shall be accompanied by a Bid Security as set forth in the Instructions to Bidders in the amount of five percent (5%) of the total bid amount. Each bid shall be accompanied by a bid bond executed by corporations authorized to contract as surety in Iowa, cashier's check or a certified check drawn upon a solvent bank chartered under the laws of the United States of America, made payable to Iowa Department of Public Defense; as a guarantee that the accepted bidder shall enter into a contract with the State of Iowa and file an approved surety company Performance and Payment Bond for the faithful performance thereof. Upon failure to comply, said check or bid bond shall become forfeited as liquidated damages.

Any construction contractor performing work in Iowa (including out-of-state contractors) must comply with Chapter 91C of Iowa Code

Bidders must comply with all affirmative action/equal employment opportunity provisions of the State of Iowa and the Federal Government. The Iowa Department of Public Defense, Iowa Army National Guard, seeks to provide opportunities for Targeted Small Businesses in accordance with the provisions of Chapter 73 of the Code of Iowa. A listing of certified Targeted Small Businesses can be obtained by visiting the Iowa Department of Economic Development website at <https://iowaeda.microsoftcrmportals.com/tsb-search/>

The Iowa Department of Public Defense reserves the right to reject any and all bids, and to waive irregularities and to accept a bid that is deemed in the best interest of the State of Iowa and the IANG.

This project is exempt from Iowa Sales Tax. Davis Bacon Wages **will not** apply to this project.

Bidding Documents may be obtained from Beeline and Blue (2507 Ingersoll Avenue, Des Moines, Iowa 50312, (515) 244-1611 or 1-800-347-1610) and will be loaned to qualified contract bidders upon receipt of Master Builders of Iowa non-cash deposit card or a check in the amount of fifty dollars (\$50.00) deposit per set payable to "Iowa Department of Public Defense". Deposit will be refunded to bidders upon return of their complete set of Bidding Documents, including any addenda, properly bound and in good condition to Beeline and Blue within 14 calendar days after opening of bids. Cash deposits will not be accepted.

Bidding Documents may also be viewed online or downloaded at www.beelineandblue.com. Click on "EPLANROOM" and then "PUBLIC JOBS". Register and log in, then select the project name or enter the project name in the search window.

The Plan Holders List may be viewed online at www.beelineandblue.com. Navigate to the project as outlined above and click on the "PLAN HOLDERS" tab.

For questions regarding the website, please call (515) 244-1611 or 1-800-347-1610.

A set of the Bidding Documents is also available for review at the Construction and Facilities Management Office, Bldg 3535 (B-61), Camp Dodge.

Award of this contract is dependent on receiving requested Federal and/or State funding. If such funding is not received within the sixty (60) day bid guarantee after the date of receiving bids, all rights and obligations under this agreement are considered null and void.

A Pre-Bid Conference will be held at **10:00 A.M.** local time, **THURSDAY, JULY 25, 2024**, in the west conference room of **BUILDING 3535 (B-61) Camp Dodge**, 7105 NW 70th Avenue, Johnston, Iowa to review the Plans and Project Manual and to answer questions on this project. All interested parties are invited to attend.

For further information regarding this project please call Michael Brothers at (515) 252-4225.

END OF DOCUMENT 00 11 00

FAN SCHEDULE

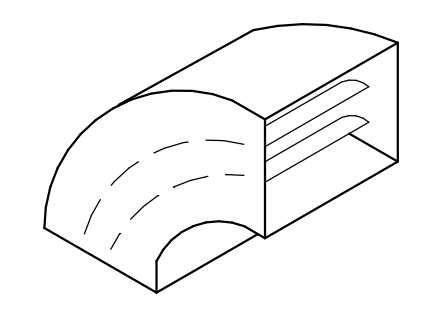
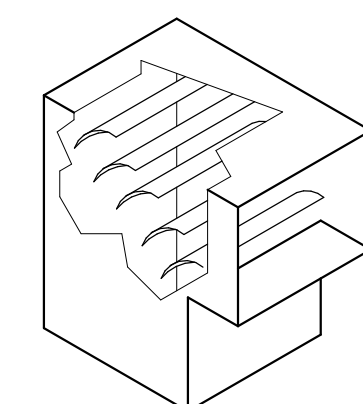
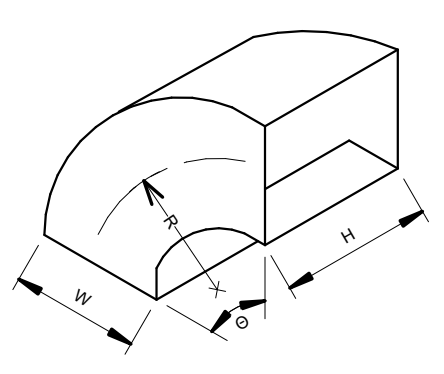
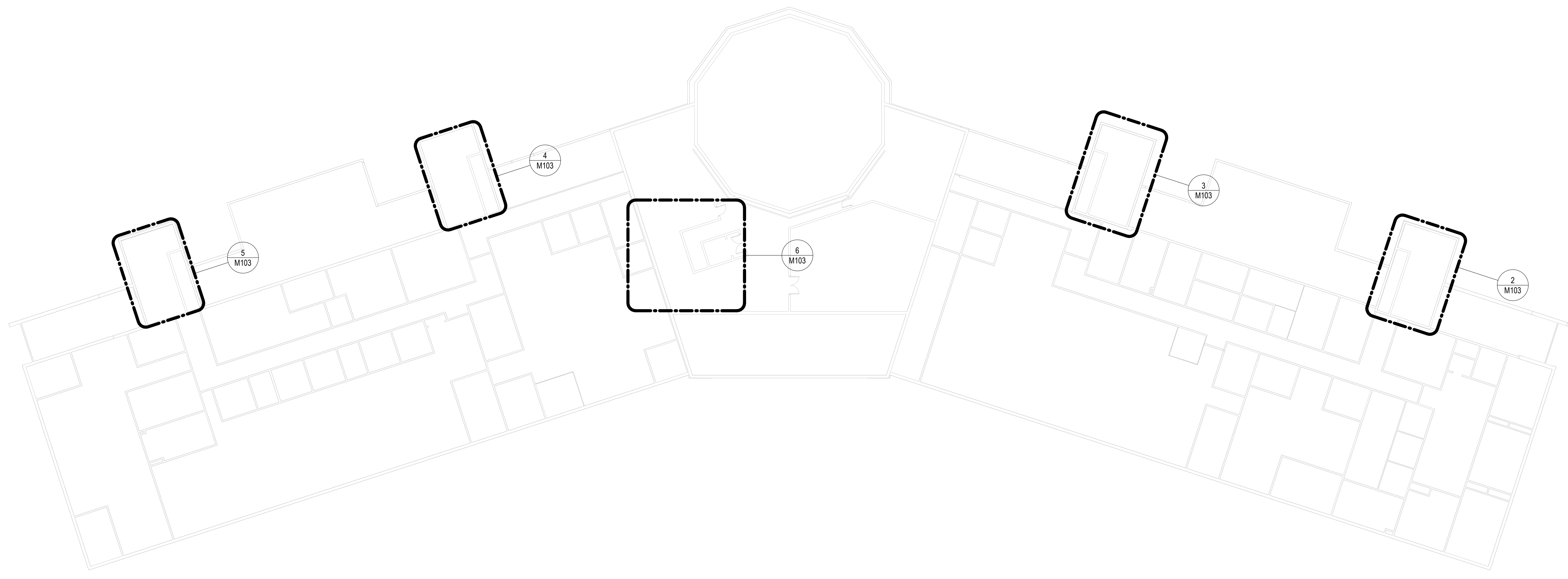
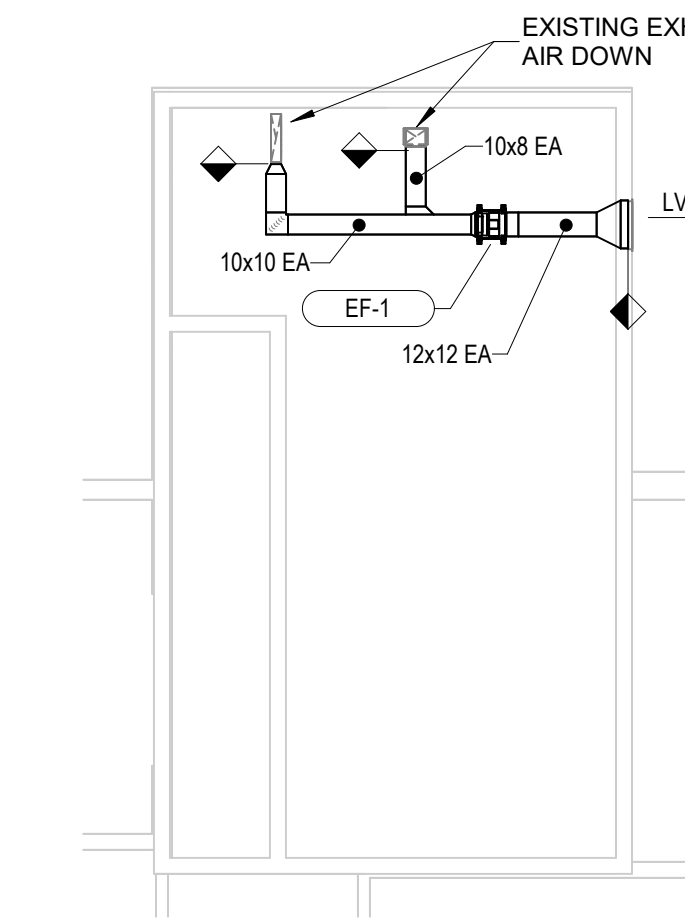
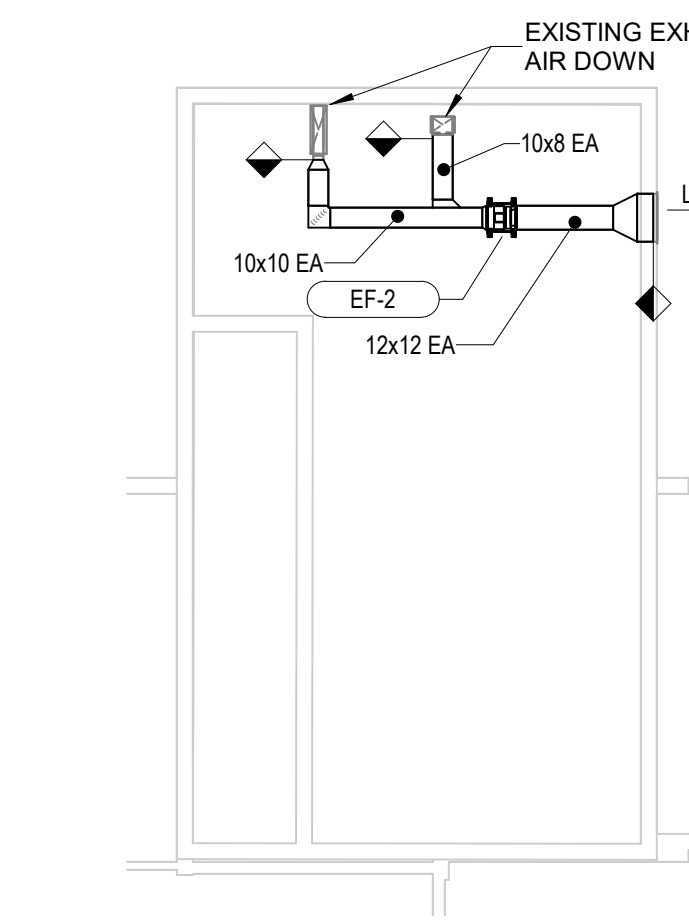
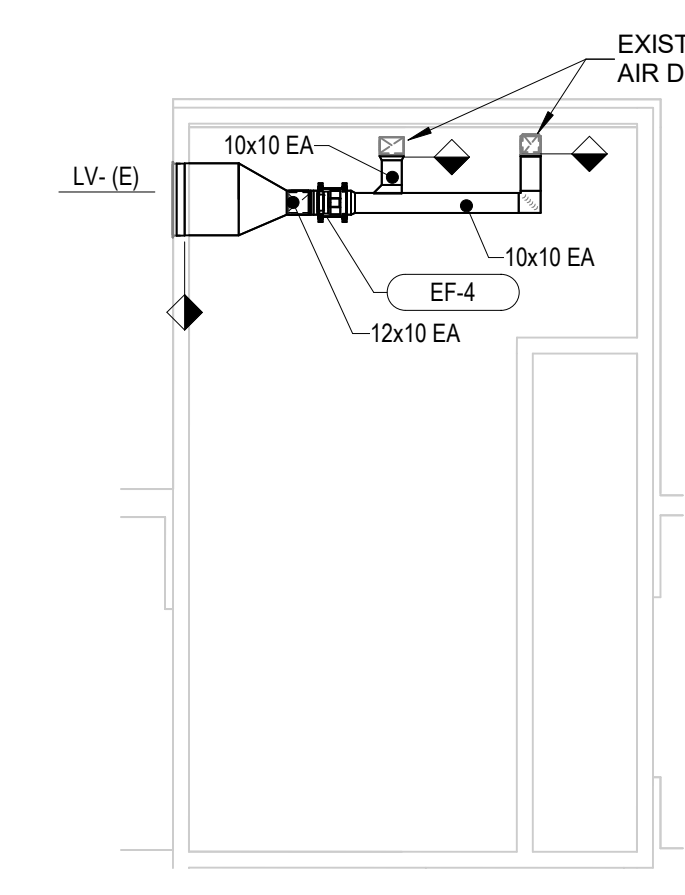
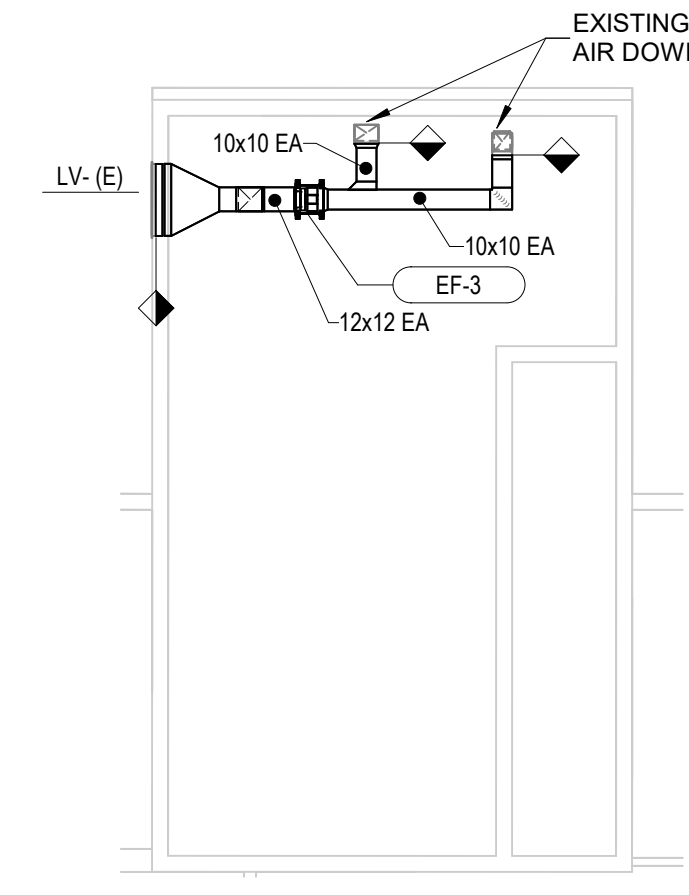
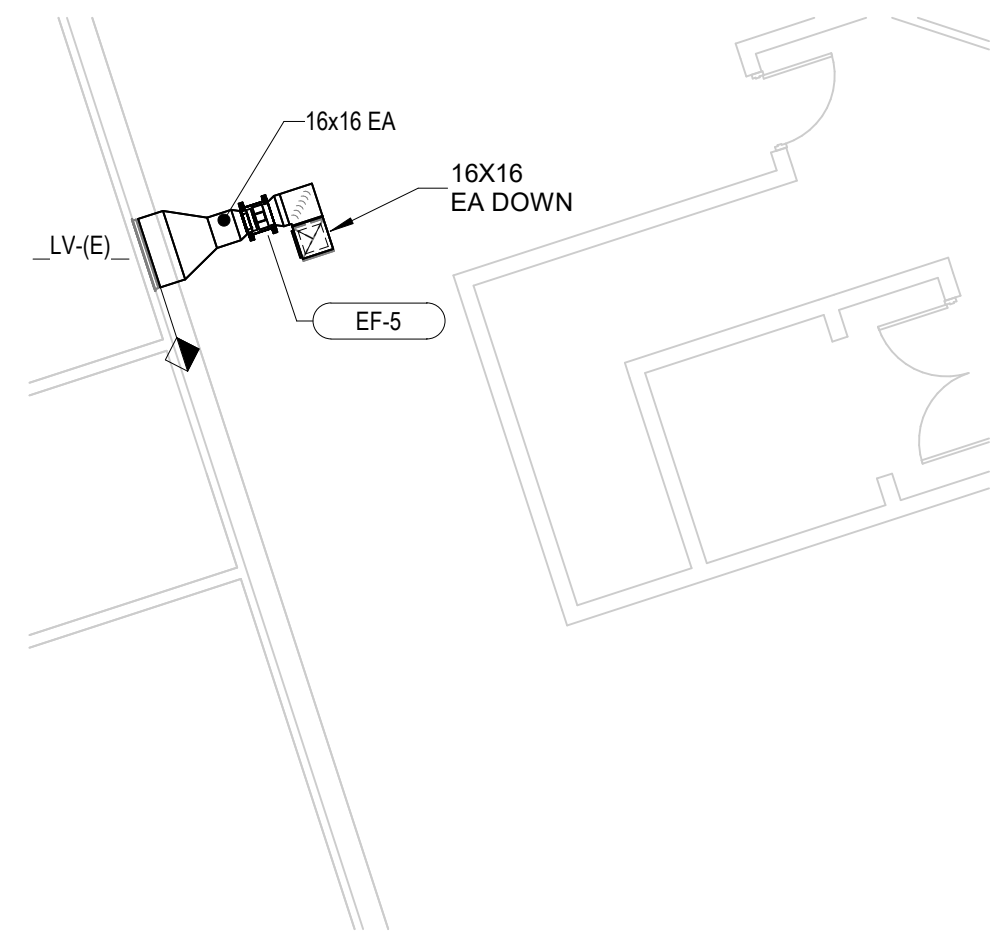
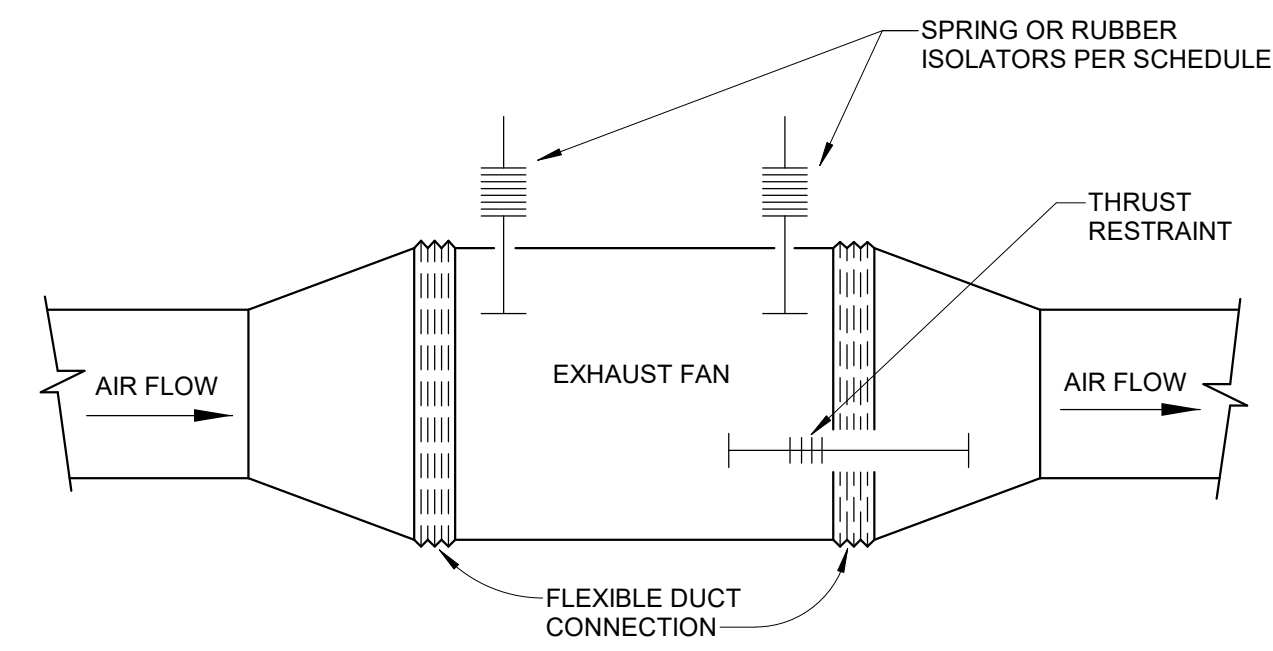
MARK	LOCATION	TYPE	FAN DATA				ELECTRICAL DATA				UNIT WEIGHT (LBS)	MANUFACTURER AND MODEL NUMBER	REMARKS	
			CFM	EXT SP (IN WG)	DRIVE	RPM	SOUND LEVEL	HP	VOLTS	PH				HZ
EF-1	310 MECHANICAL	CENTRIFUGAL INLINE	625	0.5	DIRECT	1036	4.7 SONE	1/6	115	1	60	60	THERMOTEX TH-SIFDD	1,2,3
EF-2	309 MECHANICAL	CENTRIFUGAL INLINE	625	0.5	DIRECT	1036	4.7 SONE	1/6	115	1	60	60	THERMOTEX TH-SIFDD	1,2,3
EF-3	301 MECHANICAL	CENTRIFUGAL INLINE	475	0.45	DIRECT	1523	7.9 SONE	1/8	115	1	60	50	THERMOTEX TH-SIFDD	1,2,3
EF-4	302 MECHANICAL	CENTRIFUGAL INLINE	475	0.45	DIRECT	1523	7.9 SONE	1/8	115	1	60	50	THERMOTEX TH-SIFDD	1,2,3
EF-5	308 MECHANICAL	CENTRIFUGAL INLINE	1300	0.6	DIRECT	1483	9.8 SONE	1	115	1	60	67	THERMOTEX TH-SIFDD	1,2,3

NOTES: 1. PROVIDE WITH BACKDRAFT DAMPER.
2. PROVIDE WITH VIBRATION ISOLATORS
3. PROVIDE WITH SPEED CONTROLLER

DIFFUSER, REGISTER AND GRILLE SCHEDULE

MARK	MOUNTING TYPE	FACE SIZE (IN.)	NECK SIZE (IN.)	BLADE ANGLE	MATERIAL FINISH	MAX PD (IN WG)	MAX NC AT PD SHOWN	MANUFACTURER & MODEL NUMBER	REMARKS
E-1	SURFACE	SEE PLANS	SEE PLANS	0	WHITE	0.1	25	KRUEGER S80	1

NOTES: 1. PROVIDE WITH OPPOSED BLADE DAMPER.



8 DUCT ELBOW DETAIL
SCALE: NOT TO SCALE

1 PENTHOUSE HVAC PLAN
SCALE: 3/64" = 1'-0"

DESIGNED: ANK
DRAWN: ANK
CHECKED: JEK

ISSUE DATE: 07/18/2024
REVISIONS: No.
DATE: 07/18/2024
BY: DESCRIPTION: ADD-01

THIS DRAWING IS THE PROPERTY OF SCHMIDT GROUP. IT IS TO BE USED ONLY FOR THE PROJECT AND SITE SPECIFICALLY IDENTIFIED HEREON. IT IS NOT TO BE REPRODUCED, COPIED, OR TRANSMITTED IN ANY FORM OR BY ANY MEANS, ELECTRONIC OR MECHANICAL, WITHOUT THE WRITTEN PERMISSION OF SCHMIDT GROUP.

100% TYPE B SUBMITTAL

SCHMIDT
Design with Purpose. Build with Confidence.

IOWA ARMY NATIONAL GUARD
BUILDING A-1 RENOVATE LATRINES
CONTRACT NO.: C322A1047 PROJECT NO.: 19083795
5698 NW 78TH AVE, JOHNSTON, IA 50131
PENTHOUSE FLOOR PLAN - MECHANICAL

PROJECT NO.: 08320.001

M103



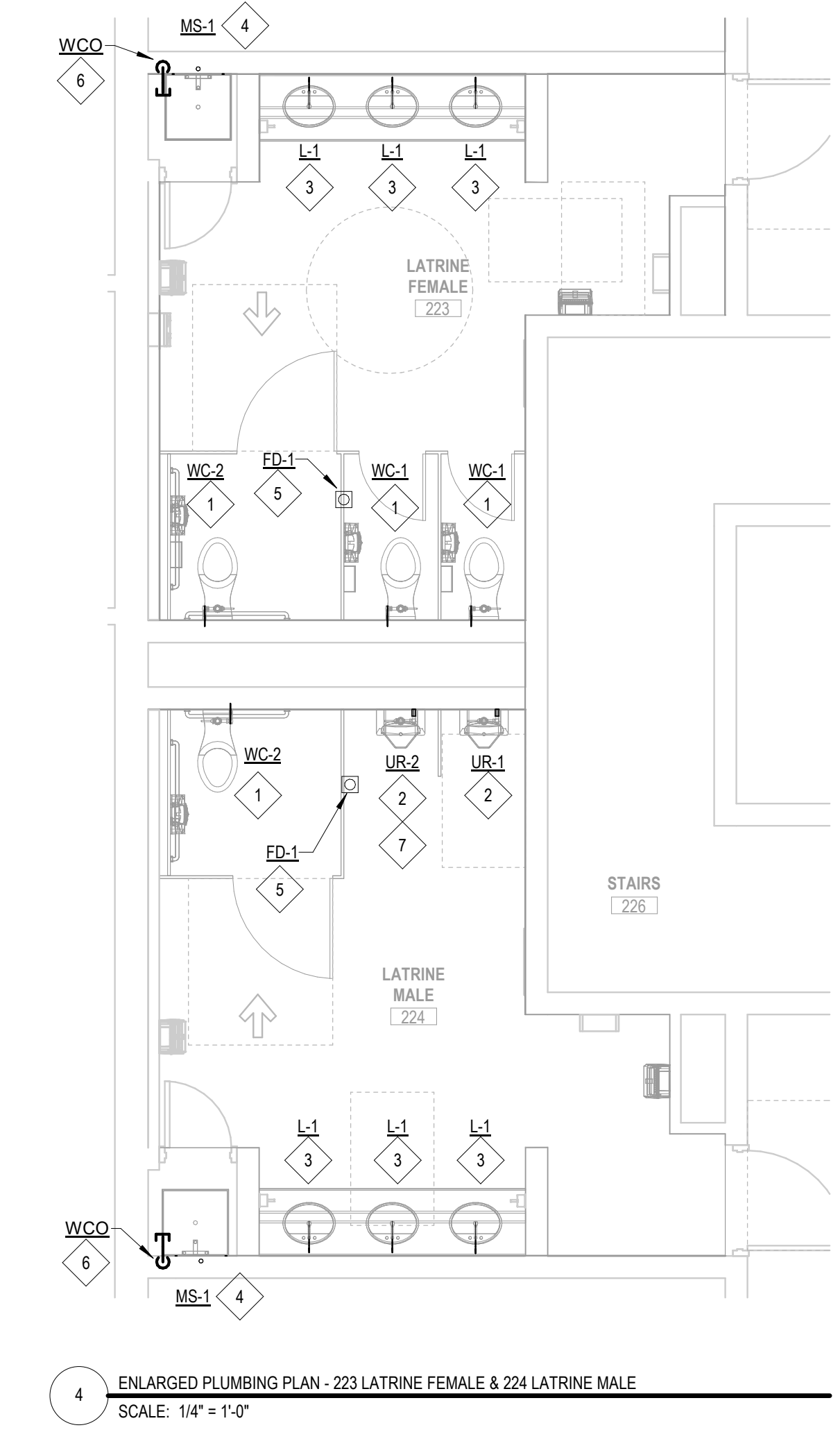
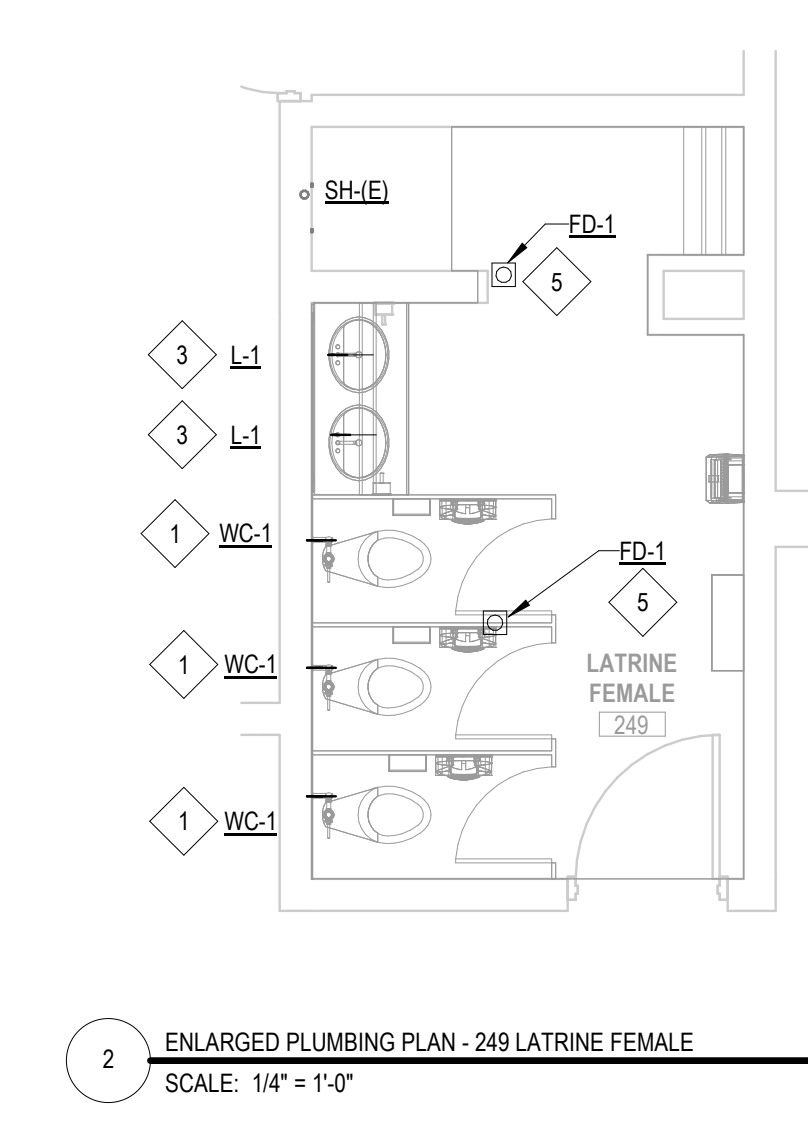
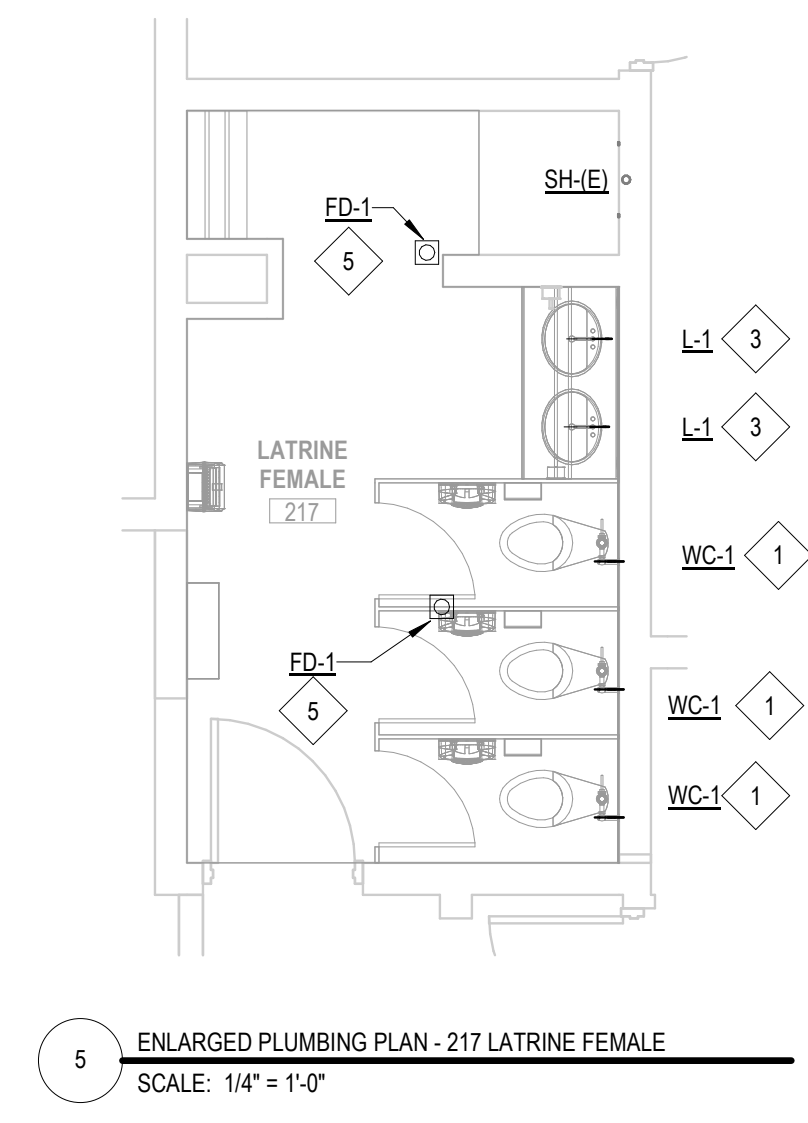
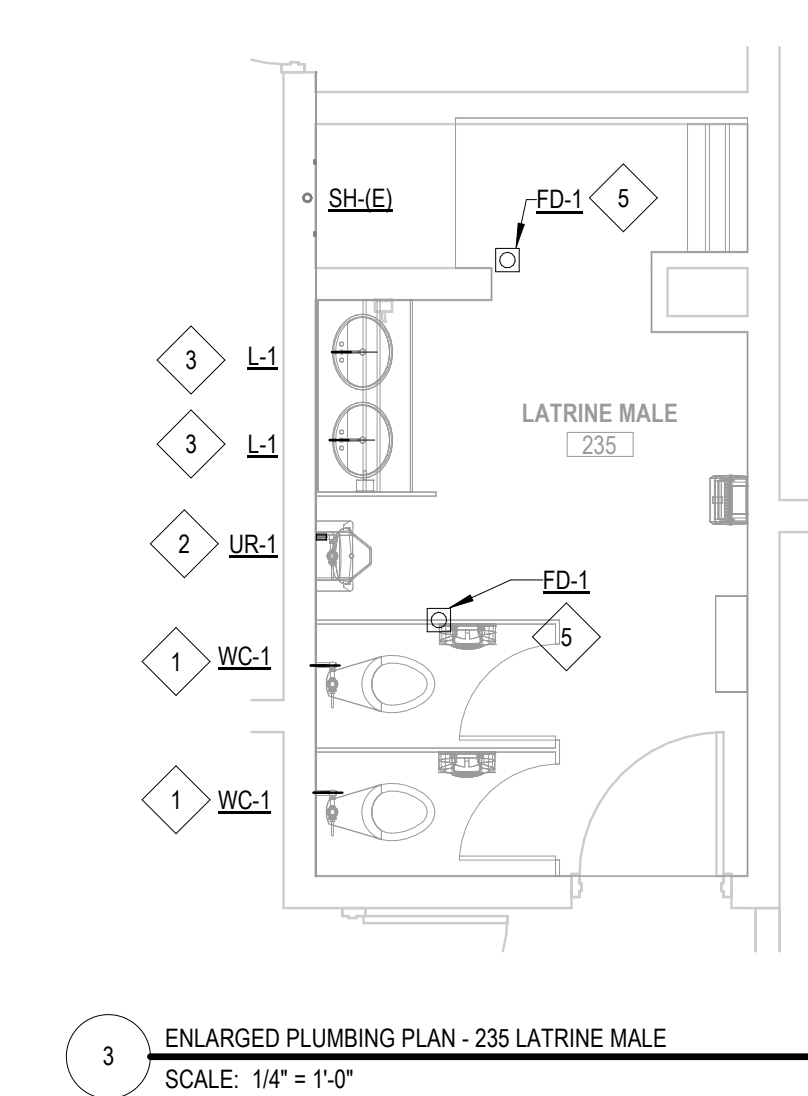
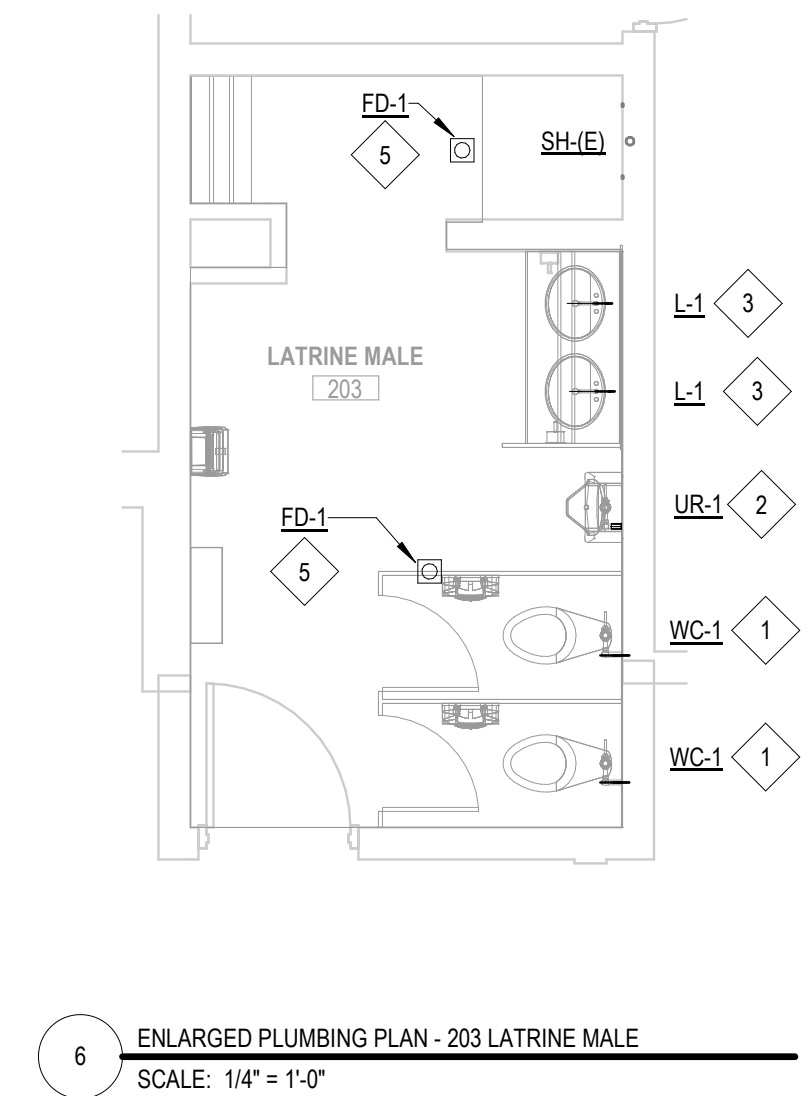
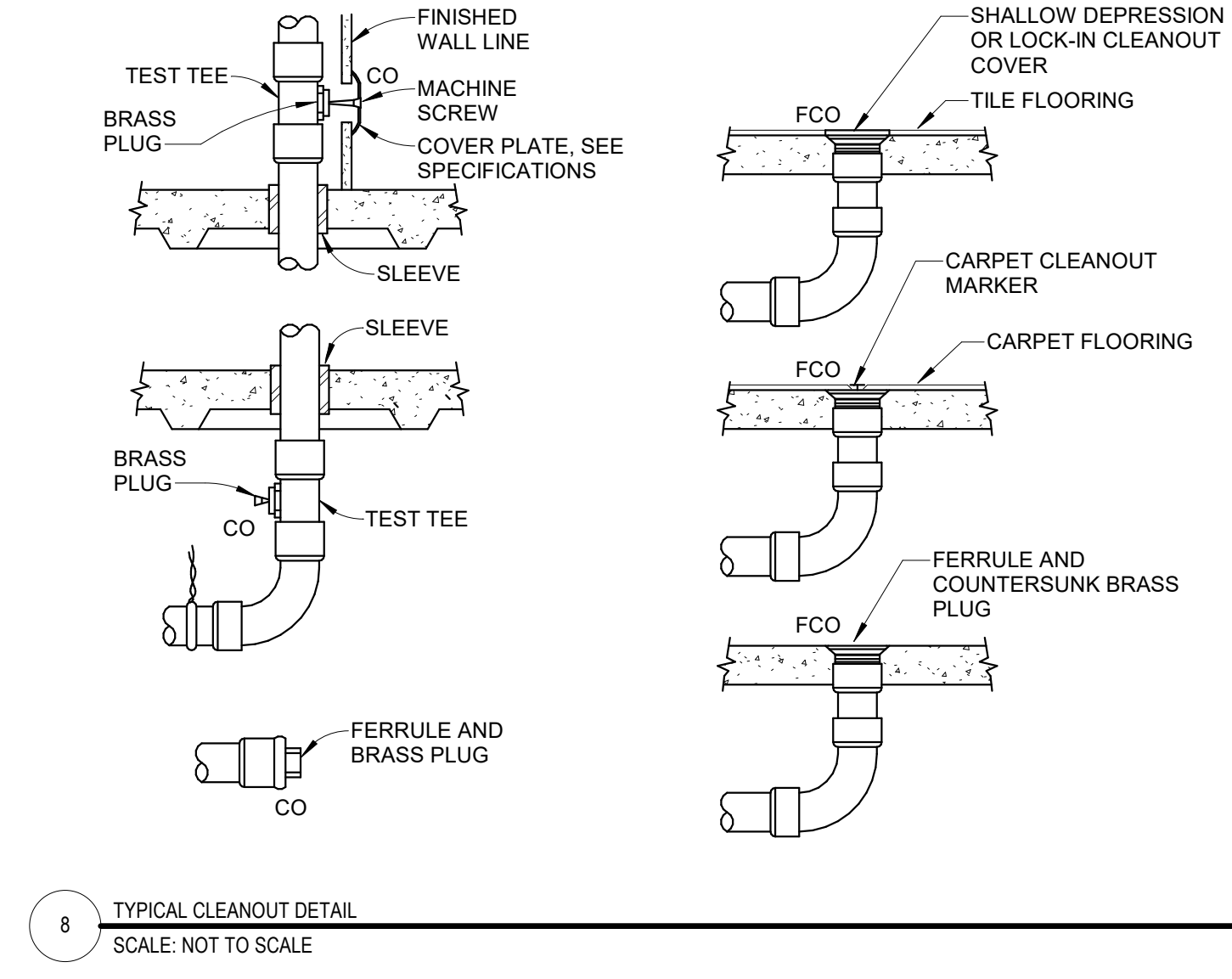
PLUMBING FIXTURES SCHEDULE

MARK	DESCRIPTION	FIXTURE CONNECTIONS					MOUNTING HEIGHT	FLOW RATE	MANUFACTURER AND MODEL NUMBER				REMARKS
		HOT WATER	COLD WATER	WASTE	VENT	OTHER			FIXTURE	FAUCET/FLUSH VALVE	ACCESSORY #1	ACCESSORY #2	
L-1	LAVATORY, UNDER MOUNTED	1/2"	1/2"	1-1/2"	1-1/2"	--	SEE ARCH	1.5 GPM	AMERICAN STANDARD OVALYN 0496221.020	AMERICAN MONTERREY 5500.170	--	--	1
MS-1	MOP SINK	1/2"	1/2"	2"	1-1/2"	--	SEE ARCH	6 GPM	MUSTEE 63M	MUSTEE 63.600A	--	--	
UR-1	WALL MOUNTED URINAL	--	1/2"	2"	1-1/2"	--	SEE ARCH	0.5 GPF	AMERICAN STANDARD WASHBROOK 6590.001	AMERICAN STANDARD ULTIMA 6045.051.002	--	--	
UR-2	WALL MOUNTED URINAL	--	1/2"	2"	1-1/2"	--	SEE ARCH	0.5 GPF	AMERICAN STANDARD PINTBROOK 6002.001	AMERICAN STANDARD ULTIMA 6045.051.002	--	--	
WC-1	WATER CLOSET, FLOOR MOUNTED, FLUSH VALVE	--	1/2"	4"	2"	--	SEE ARCH	1.28 GPF	AMERICAN STANDARD MADERA 2234.001	AMERICAN STANDARD ULTIMA 6047.121.002	AMERICAN STANDARD 5901.100	--	
WC-2	ADM WATER CLOSET, WALL MOUNTED, FLUSH VALVE	--	1/2"	4"	2"	--	SEE ARCH	1.28 GPF	AMERICAN STANDARD MILLENNIUM 3351.101	AMERICAN STANDARD ULTIMA 6047.121.002	AMERICAN STANDARD 5901.100	--	
WC-3	WATER CLOSET, WALL MOUNTED, FLUSH VALVE	--	1/2"	4"	2"	--	SEE ARCH	1.28 GPF	AMERICAN STANDARD MILLENNIUM 3351.101	AMERICAN STANDARD ULTIMA 6047.121.002	AMERICAN STANDARD 5901.100	--	
FD-1	FLOOR DRAIN	--	--	2"	1-1/2"	--	SEE ARCH	--	JAY R SMITH 2005Y	--	--	--	2

NOTES: 1. PROVIDE WITH OFFSET P-TRAP, GRID STRAINER, 1/4" TURN SHUTOFF VALVES AND FLEXIBLE CHROME RISERS TO FAUCET.
2. PROVIDE WITH 5" SQUARE STRAINER.

REF. NOTES (X):

- 1 RECONNECT EXISTING DOMESTIC, SANITARY, AND VENT PIPING TO NEW WATER CLOSET.
- 2 RECONNECT EXISTING DOMESTIC, SANITARY, AND VENT PIPING TO NEW URINAL.
- 3 RECONNECT EXISTING DOMESTIC, SANITARY, AND VENT PIPING TO NEW LAVATORY.
- 4 RECONNECT EXISTING DOMESTIC, SANITARY, AND VENT PIPING TO NEW MOP SINK.
- 5 RECONNECT EXISTING SANITARY PIPING TO NEW FLOOR DRAIN.
- 6 EXTEND TO EXISTING SANITARY TO WALL CLEAN OUT, CONTRACTOR TO VERIFY EXACT LOCATION.
- 7 URINAL TO BE MOUNTED AT 17" A.F.F. CONTRACTOR TO CONTACT ENGINEER AND ARCHITECT OF BEFORE CUTTING INTO EXISTING WALL.



DESIGNED: ANK	ISSUE DATE: 07/16/2024
DRAWN: ANK	REVISIONS: No.
CHECKED: JEK	DATE:
BY: JEK	DESCRIPTION:

100% TYPE B SUBMITTAL



IOWA ARMY NATIONAL GUARD
BUILDING A-1 RENOVATE LATRINES
CONTRACT NO.: C322A1047 PROJECT NO.: 19083795
5698 NW 78TH AVE, JOHNSTON, IA 50131
SECOND FLOOR PLAN - PLUMBING

PROJECT NO.: 08320.001

P102