

BUILDING INFORMATION

APPLICABLE BUILDING CODE - 2015 IBC
 CLASSIFICATION OF WORK - REPLACEMENT
 REPLACEMENT OF WINDOWS

PROJECT DIRECTORY


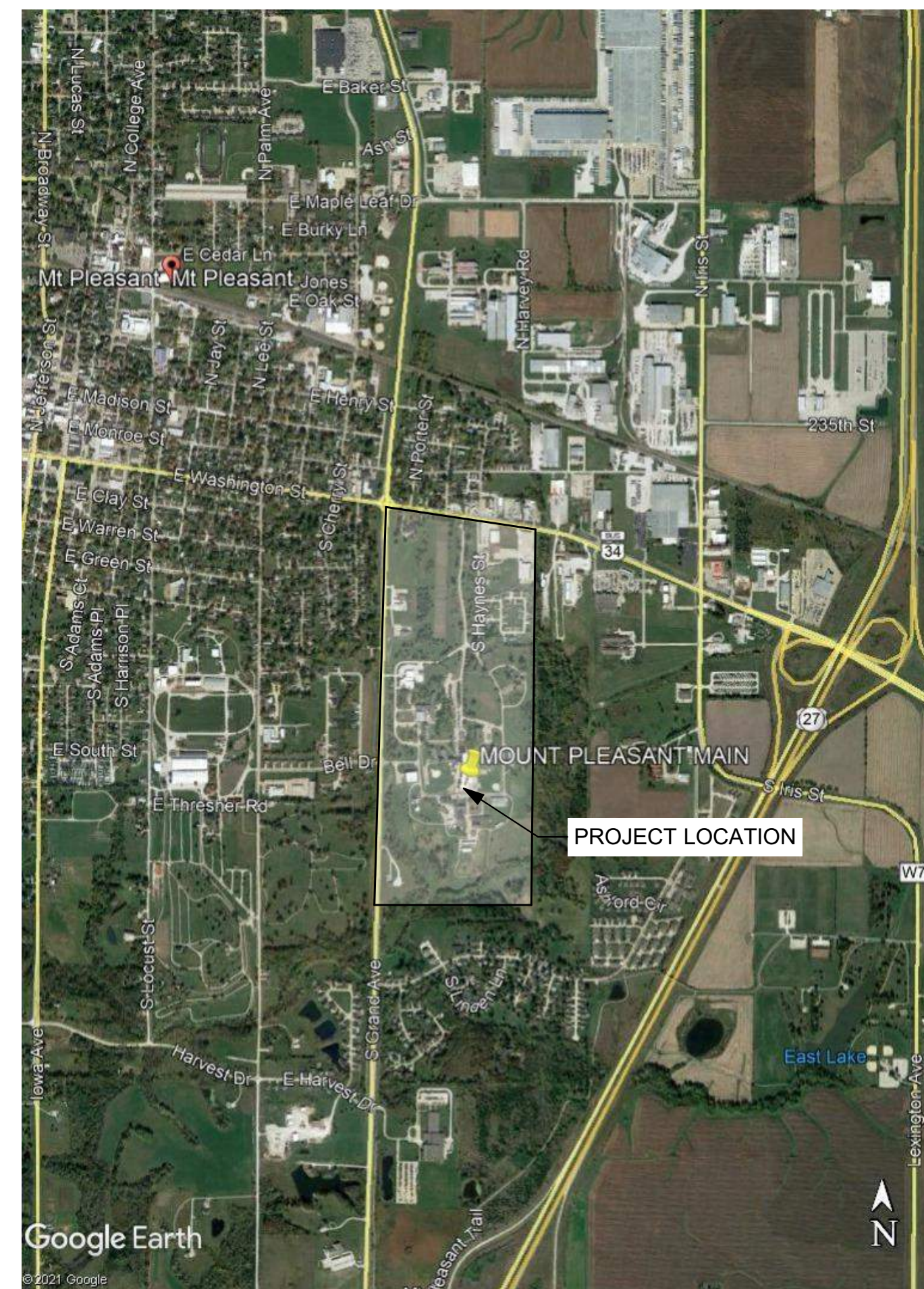
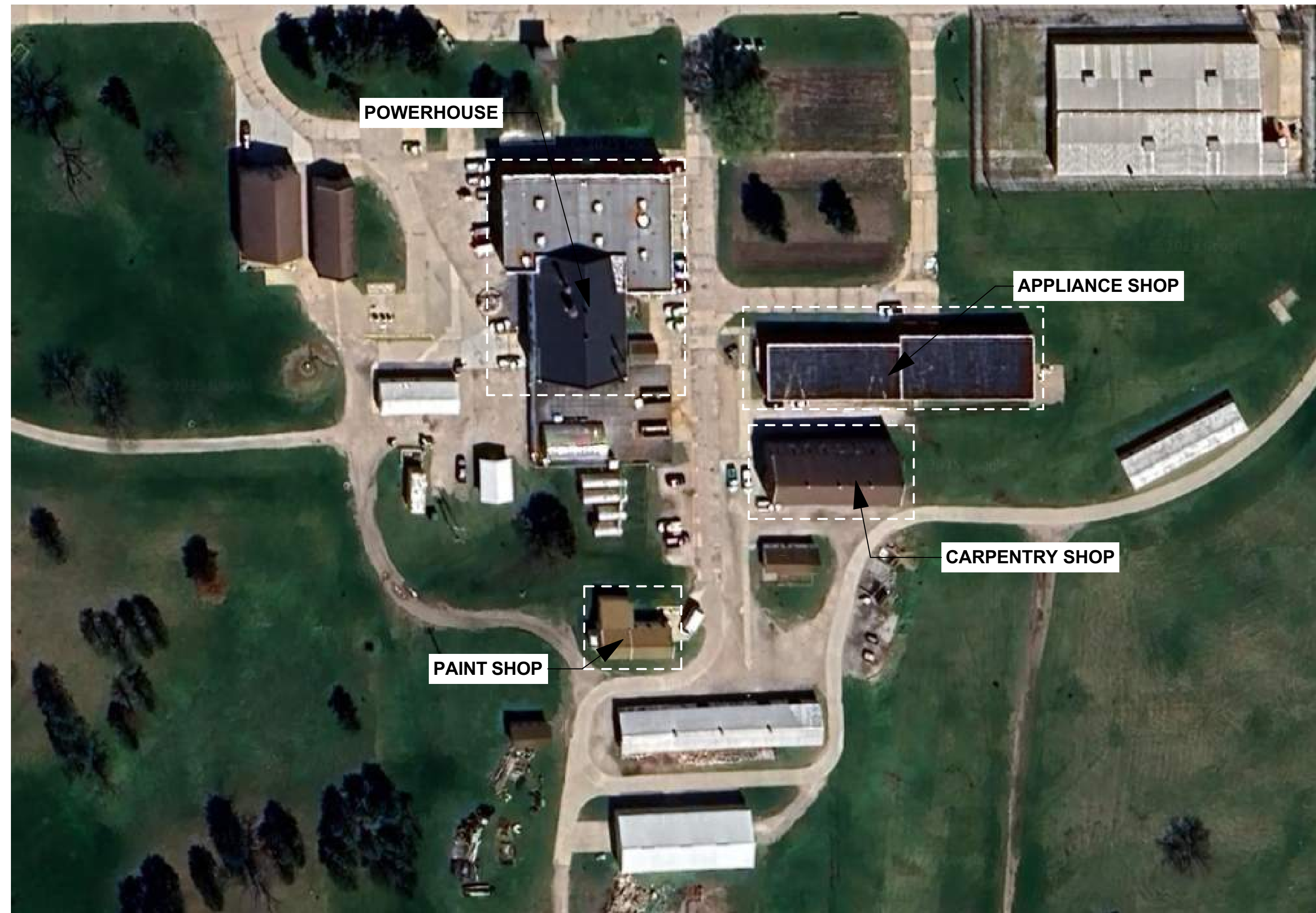
OWNER
 IOWA DEPARTMENT OF ADMINISTRATIVE SERVICES (DAS)
 109 EAST 13TH STREET
 DES MOINES, IA 50319
 OWNER'S REPRESENTATIVE: BRANDON ADAMS
 PHONE: 515.201.2197
 EMAIL: BRANDON.ADAMS@IOWA.GOV

CONSTRUCTION MANAGER
 ADAM DOUGLAS
 217 E 2ND STREET, SUITE 120
 DES MOINES, IA, 50309
 PHONE: (515) 822-4229
 EMAIL: ADAM.DOUGLAS@MCGOUGH.COM

ARCHITECT
 HORIZON ARCHITECTURE
 3116 ALPINE COURT IOWA CITY IA 52245
 PHONE: (563) 506-4965
 CONTACT: MICHAEL NOLAN, AIA
 EMAIL: MICHAEL@HORIZON-ARCHITECTURE.COM

9443.00 DOC MPCF Appliance Shop, Powerhouse, Carpentry, and Paint Shop Window Replacement MOUNT PLEASANT CORRECTIONAL FACILITY MOUNT PLEASANT, IA

SHEET INDEX	
ID	Name
C-1	COVER SHEET
A-1	PAINT SHOP DEMOLITION PLAN
A-2	PAINT SHOP DEMO ELEVATIONS
A-3	PAINT SHOP DEMO ELEVATIONS 2
A-4	PAINT SHOP FLOOR PLAN
A-5	PAINT SHOP ELEVATIONS
A-6	PAINT SHOP ELEVATIONS 2
A-7	PAINT SHOP WINDOW DETAILS
A-8	PAINT SHOP WINDOW DETAILS 2
A-9	APPLIANCE SHOP DEMOLITION MAIN PLAN
A-10	APPLIANCE SHOP DEMOLITION LOWER PLAN
A-11	APPLIANCE SHOP MAIN PLAN
A-12	APPLIANCE SHOP LOWER PLAN
A-13	APPLIANCE SHOP ELEVATIONS
A-14	APPLIANCE SHOP WINDOW DETAILS
A-15	APPLIANCE SHOP WINDOW DETAILS 2
A-16	CARPENTRY SHOP DEMOLITION LOWER PL...
A-17	CARPENTRY SHOP DEMOLITION MAIN PLAN
A-18	CARPENTRY SHOP DEMOLITION UPPER PLAN
A-19	CARPENTRY SHOP DEMO ELEVATIONS
A-20	CARPENTRY SHOP DEMO ELEVATIONS 2
A-21	CARPENTRY SHOP LOWER PLAN
A-22	CARPENTRY SHOP MAIN PLAN
A-23	CARPENTRY SHOP UPPER PLAN
A-24	CARPENTRY SHOP ELEVATIONS
A-25	CARPENTRY SHOP ELEVATIONS 2
A-26	CARPENTRY SHOP WINDOW DETAILS
A-27	CARPENTRY SHOP WINDOW DETAILS 2
A-28	POWERHOUSE DEMOLITION MAIN PLAN
A-29	POWERHOUSE DEMOLITION UPPER PLAN
A-30	POWERHOUSE DEMO ELEVATIONS
A-31	POWERHOUSE DEMO ELEVATIONS 2
A-32	POWERHOUSE MAIN PLAN
A-33	POWERHOUSE UPPER PLAN
A-34	POWERHOUSE ELEVATIONS
A-35	POWERHOUSE ELEVATIONS 2
A-36	POWERHOUSE DETAILS - BRICK INTERIOR
A-37	POWERHOUSE DETAILS - WOOD INTERIOR
A-38	POWERHOUSE DETAILS - PLASTER INTERIOR
A-39	POWERHOUSE DETAILS - STUCCO EXTERIOR
A-40	POWERHOUSE DETAILS AT FIREBLOCK
A-41	POWERHOUSE INFILL DETAILS



I HEREBY CERTIFY THAT THE PORTION OF THIS TECHNICAL SUBMISSION DESCRIBED HEREIN WAS PREPARED BY ME OR UNDER MY DIRECT SUPERVISION AND RESPONSIBLE CHARGE. I AM A DULY LICENSED ARCHITECT UNDER THE LAWS OF THE STATE OF IOWA.

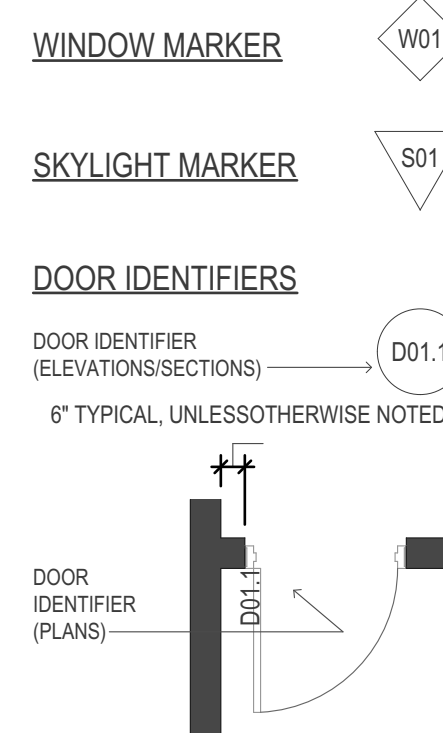
3/30/2025
 DATE

MICHAEL NOLAN
 LICENSE NUMBER 06926

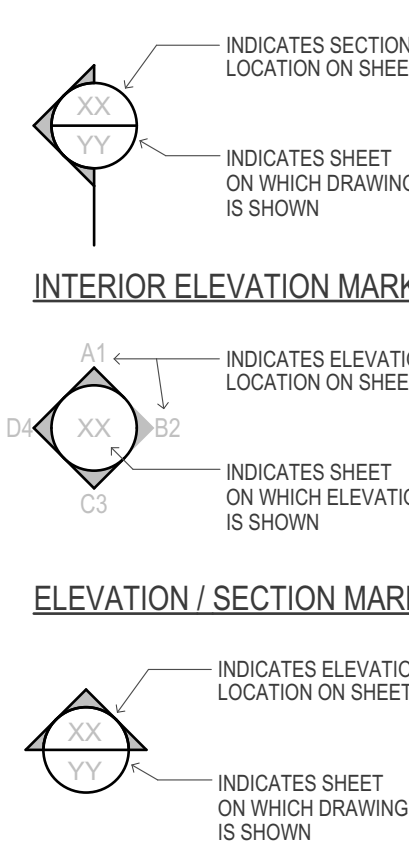
MY LICENSE RENEWAL DATE IS JUNE 30, 2025.

PAGES OR SHEETS COVERED BY THIS SEAL: C-1 THRU A-41

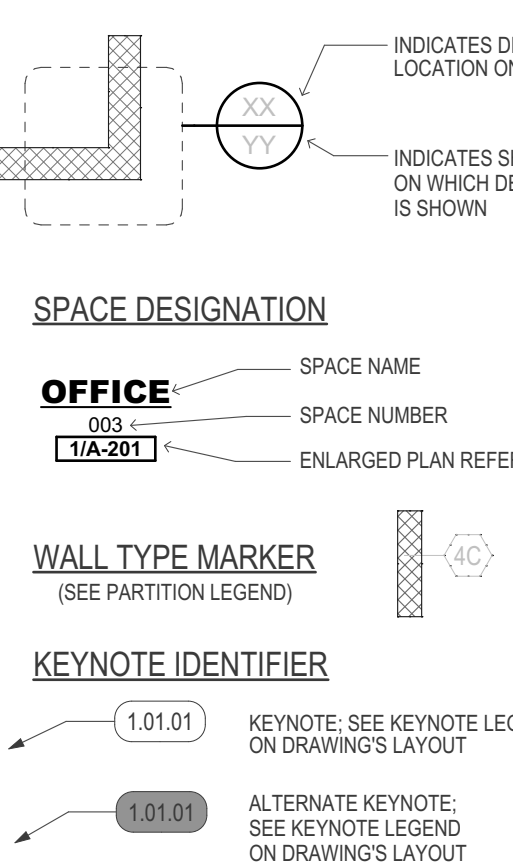
GRAPHIC SYMBOLS



SECTION / DETAIL MARKER

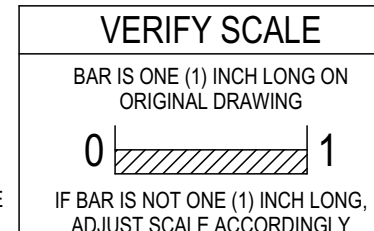


DETAIL / ENLARGED PLAN MARKER



ABBREVIATIONS

A.D. AREA DRAIN	DN DOWN DRAWING	HORIZ. HORIZONTAL	PL LAM PLASTIC LAMINATE	UL UNDERWRITERS
ABV. ABOVE	DWG. DRAWING	HT. HEIGHT	QTY. QUANTITY	LABORATORIES
ADA ACCESSIBLE / AMERICANS WITH DISABILITIES ACT	DEPT. DEPARTMENT	INSUL. INSULATION / INSULATING	R RISER	VEST. VESTIBULE
ADJ. ADJUSTABLE	DBL. DOUBLE	ID. INSIDE DIAMETER	R/W.C. RAIN WATER CONDUCTOR	V.C.T. VINYL COMPOSITION
A.O.R. AREA OF REFUGE	DIM. DIMENSION	INCAND. INCANDESCENT	REINF. REINFORCING / REINFORCED	FILE
ALUM. ALUMINUM	DR. DOOR	JAN. JANITOR	REQ. REQUIRED	W/ WITH
ALT. ALTERNATE	EXST. EXISTING	JT. JOINT	R.O. ROUGH OPENING	W.C. WATER CLOSET
A.F. ABOVE FINISHED FLOOR	EQ. EQUAL	LBS. POUNDS	REV. REVISED / REVISION	WD WOOD
AC. ACOUSTIC / ACOUSTICAL	E.C. ELECTRICAL CONTRACTOR	LAV. LAVATORY	REFL. REFLECTED	
ALF. ALUMINUM FACE	EL. ELEVATION	LAM. LAMINATE	REC. RECESSED	& AND
APPX. APPROXIMATE / APPROXIMATELY	ELEV. ELEVATOR	LP. LOW POINT	RAD. RADIUS	@ AT
BD. BOARD	ELEC. ELECTRIC / ELECTRICAL	MAX. MAXIMUM	S.S. STAINLESS STEEL	± PLUS OR MINUS
BLK. BLOCK / BLOCKING	EXP. EXPANSION	MFR. MANUFACTURER / MANUFACTURED	ST. STREET	* ANGLE
BLDG. BUILDING	EXT. EXTERIOR	MTL. METAL	SIM. SIMILAR	CHANNEL
B.O. BOTTOM OF	EA. EACH	MIN. MINIMUM	STL. STEEL	# NUMBER
B.O.S. BOTTOM OF STEEL	F.D. FLOOR DRAIN	MIR. MIRROR	SQ. SQUARE	□ SQUARE
CAB. CABINET	F.E. FIRE EXTINGUISHER	MTD. MOUNTED	SAN. SANITARY	∅ ROUND / DIAMETER
C.C. CENTER-TO-CENTER	FIN. FINISH / FINISHED	M.O. MASONRY OPENING	SUSP. SUSPENDED	// C/L CENTER LINE
CLG. CEILING	FLOOR	MISC. MISCELLANEOUS	STD. STANDARD	// PL PLATE
CLOS. CLOSET	F.O. FACE OF	MECH. MECHANICAL	SPEC. SPECIFICATION	U-BAR U-BAR
C.M. CONSTRUCTION MANAGER	FT. FEET / FOOT	N.I.C. NOT IN CONTRACT	TEL. TELEPHONE	L LEG-BAR
CMU CONCRETE MASONRY UNIT	FLUOR. FLUORESCENT	NO. NUMBER	T.O. TOP OF	
C.J. CONTROL JOINT	FLUR. FLUOR	N.T.S. NOT TO SCALE	T.O.W. TOP OF WALL	
CONC. CONCRETE	GYP. GYPSUM	O.C. ON CENTER	T.O.L. TOILET	
CORR. CORRIDOR	GALV. GALVANIZED	O.D. OUTSIDE DIAMETER	TYP. TYPICAL	
COL. COLUMN	GA. GAUGE	OPP. OPPOSITE	THK. THICK	
CONT. CONTINUE / CONTINUOUS	G.C. GENERAL CONTRACTOR	OPG. OPENING	TMP. TEMPERED	
CONTR. CONTRACTOR	HR. HOUR	P.C. PLUMBING CONTRACTOR	T.S.G. TEMPERED SAFETY	
DIA. DIAMETER	H.P. HIGH POINT	P.F. PANEL FACE	U.O.N. GLASS UNLESS OTHERWISE NOTED	
DTL. DETAIL	HVAC HEAT, VENTILATION, AIR-CONDITIONING	PR. PAIR		
		P.T. PRESSURE TREATED		



ISSUED FOR BIDDING AND CONSTRUCTION

9443.00 DOC MPCF Appliance Shop, Powerhouse, Carpentry, and Paint Shop Window Replacement

1200 EAST WASHINGTON STREET
 MOUNT PLEASANT, IA 52641



MARK	DATE	DESCRIPTION

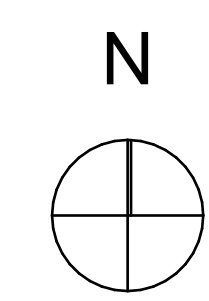
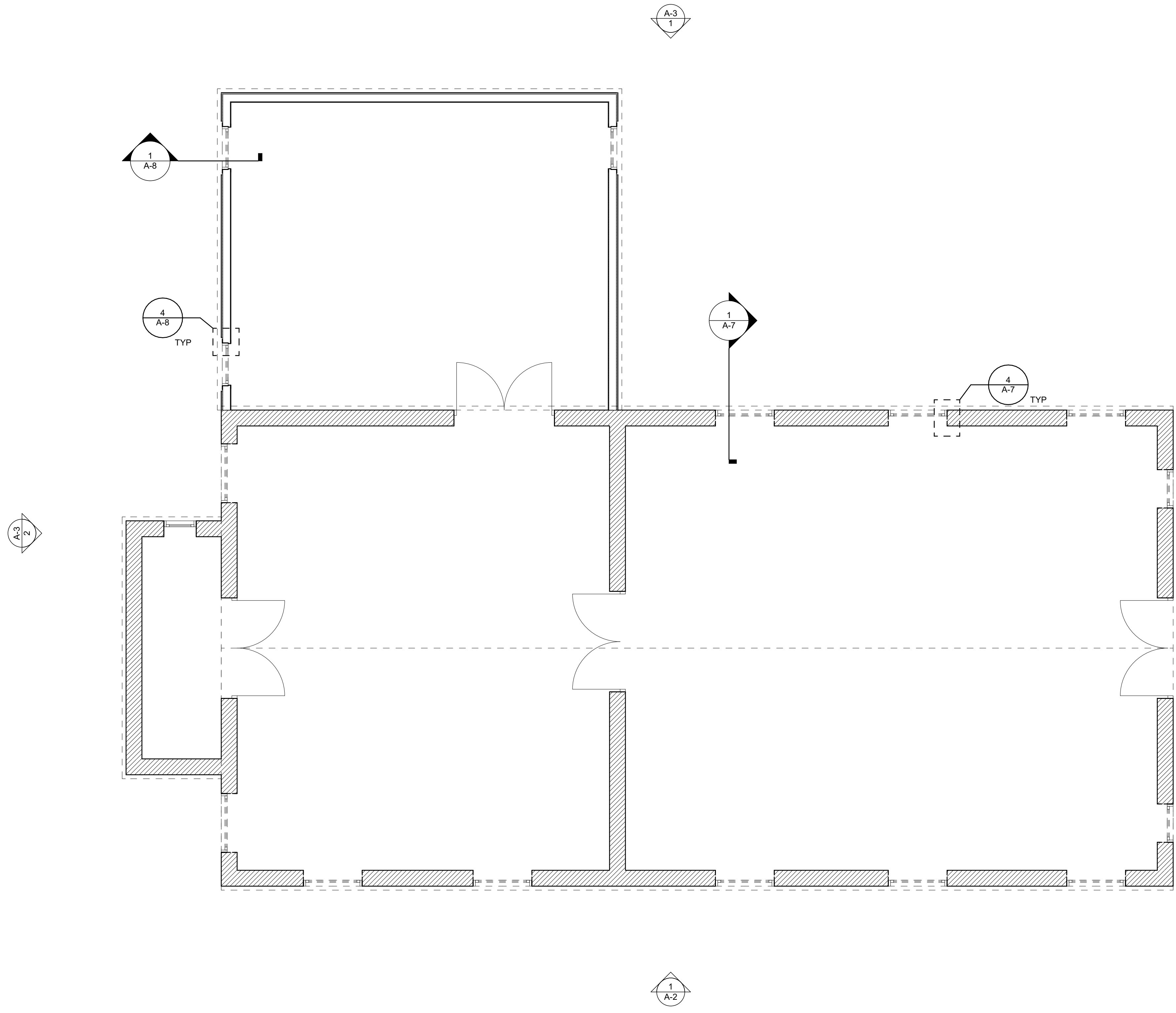
PROJECT NO: **G25-001**
 DATE: **3/30/2025**
 DRAWN BY: **MSN**
 COPYRIGHT

SHEET TITLE
COVER SHEET

C-1

C:\Users\miken\Horizon Architecture\Horizon Architecture - Documents\Projects\General Projects\G25-001 - DAS MPCF Tuckpoint and Windows\1 - Model and Design\MPCF Window Replacements.pln

1 PAINT SHOP DEMOLITION PLAN
SCALE: 1/4" = 1'-0"



INITIALS _____

GENERAL DEMOLITION NOTES

- 1) PROTECT SURROUNDING INTERIOR AND EXTERIOR FINISHES TO REMAIN
- 2) PROVIDE TEMPORARY DUST PROTECTION AS REQUIRED. PROTECT EXISTING SPACES AND EQUIPMENT. COORDINATE EXTENTS OF DUST PROTECTION REQUIRED WITH OWNER IN FIELD
- 3) INSTALL TEMPORARY OPENING INFILL IF UNABLE TO INSTALL NEW UNIT SAME DAY AS EXISTING UNIT REMOVAL
- 4) TEMPORARY PROTECTION TO PROVIDE ADEQUATE WEATHER PROTECTION TO PROTECT INTERIOR SPACES UNTIL NEW UNIT IS INSTALLED
- 5) COORDINATE PROTECTION, COVERING AND UNCOVERING OF FIRE AND SMOKE DETECTION DEVICES WITH OWNER

ISSUED FOR BIDDING AND CONSTRUCTION


PROJECT NO: **G25-001**
 DATE: **3/30/2025**
 DRAWN BY: **MSN**
 COPYRIGHT

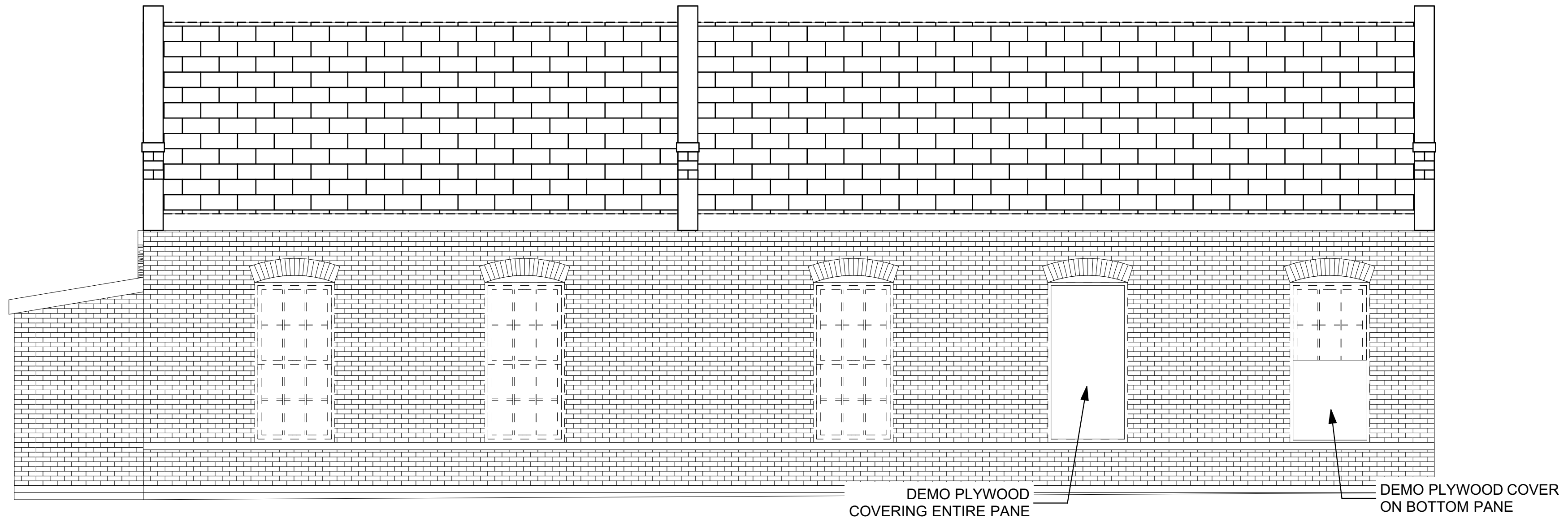
SHEET TITLE
PAINT SHOP DEMOLITION PLAN

A-1

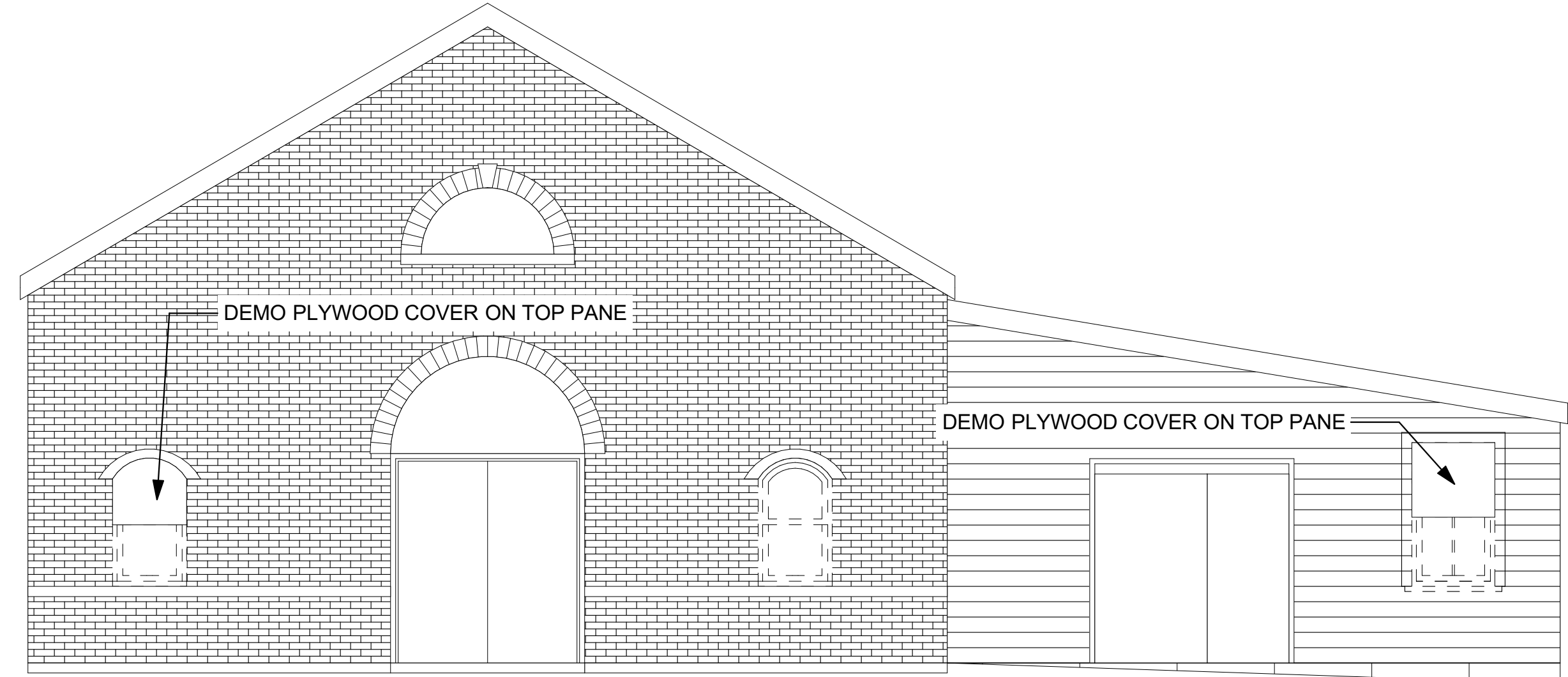
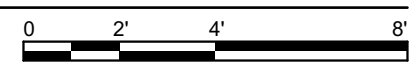
9443.00 DOC MPCF Appliance Shop, Powerhouse, Carpentry, and Paint Shop Window Replacement
 1200 EAST WASHINGTON STREET
 MOUNT PLEASANT, IA 52641

MICHAEL@HORIZON-ARCHITECTURE.COM
 PH 1 (563) 506-4965
 WWW.HORIZON-ARCHITECTURE.COM

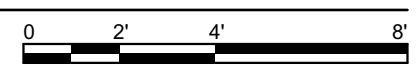




1 PAINT SHOP SOUTH DEMOLITION ELEVATION
SCALE: 1/4" = 1'-0"




2 PAINT SHOP EAST DEMOLITION ELEVATION
SCALE: 1/4" = 1'-0"



ISSUED FOR BIDDING AND CONSTRUCTION

horizon.
original.
architecture.

MICHAEL@HORIZON-ARCHITECTURE.COM
PH 1 (563) 506-4965
WWW.HORIZON-ARCHITECTURE.COM



9443.00 DOC MPCF Appliance Shop, Powerhouse, Carpentry, and Paint Shop Window Replacement

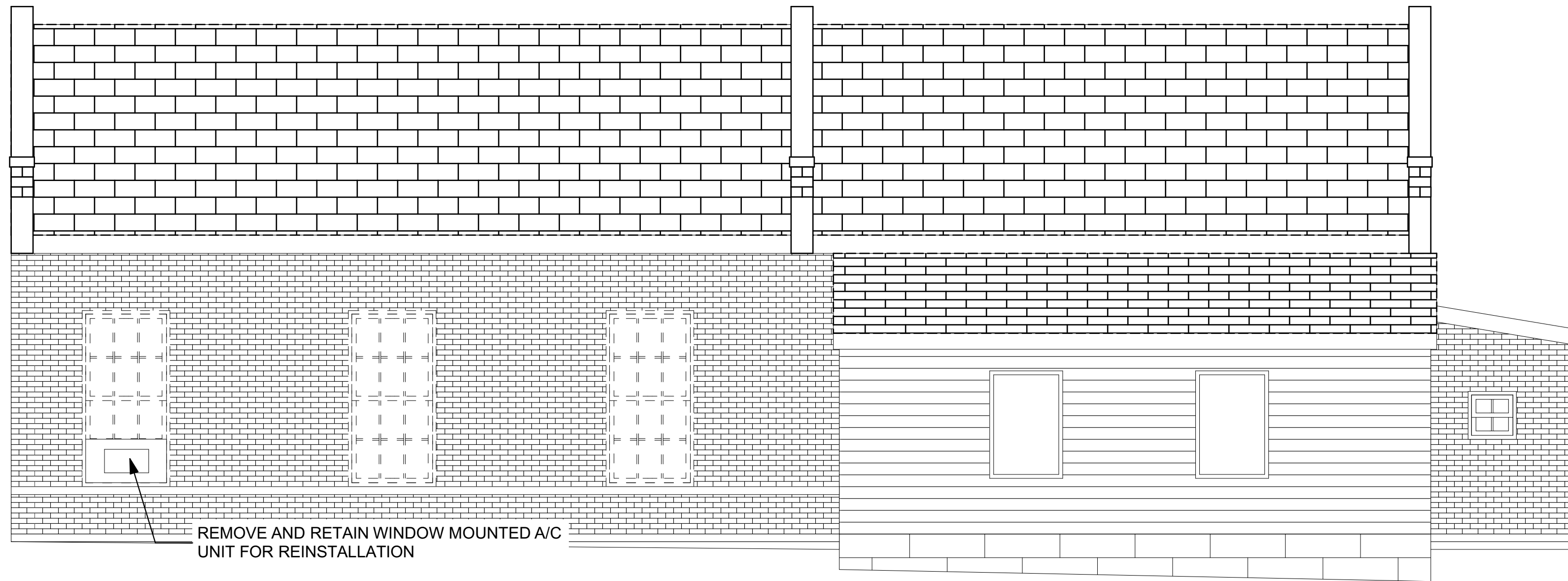
1200 EAST WASHINGTON STREET
MOUNT PLEASANT, IA 52641

MARK	DATE	DESCRIPTION

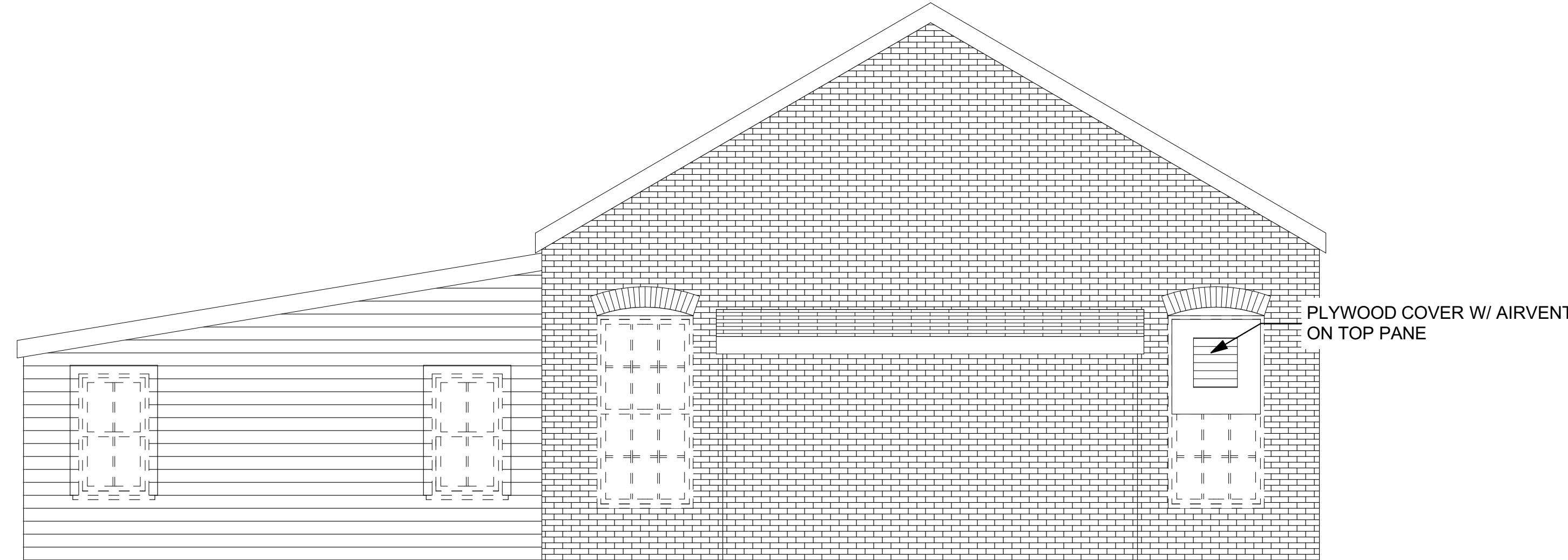
PROJECT NO: **G25-001**
DATE: **3/30/2025**
DRAWN BY: **MSN**
COPYRIGHT

SHEET TITLE
PAINT SHOP DEMO ELEVATIONS

A-2



1 PAINT SHOP NORTH DEMOLITION ELEVATION
SCALE: 1/4" = 1'-0"

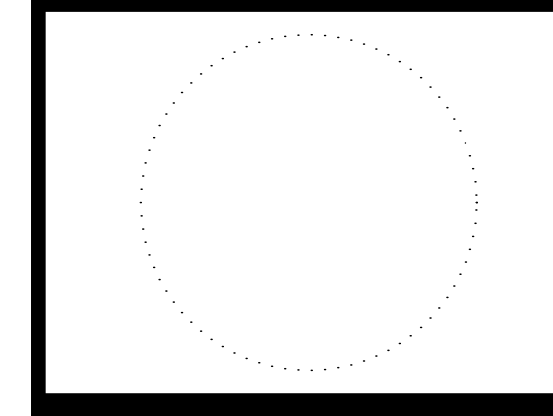


2 PAINT SHOP WEST DEMOLITION ELEVATION
SCALE: 1/4" = 1'-0"

ISSUED FOR BIDDING AND CONSTRUCTION

horizon.
original.
architecture.

MICHAEL@HORIZON-ARCHITECTURE.COM
PH 1 (563) 506-4965
WWW.HORIZON-ARCHITECTURE.COM



9443.00 DOC MPCF Appliance Shop, Powerhouse, Carpentry, and Paint Shop Window Replacement

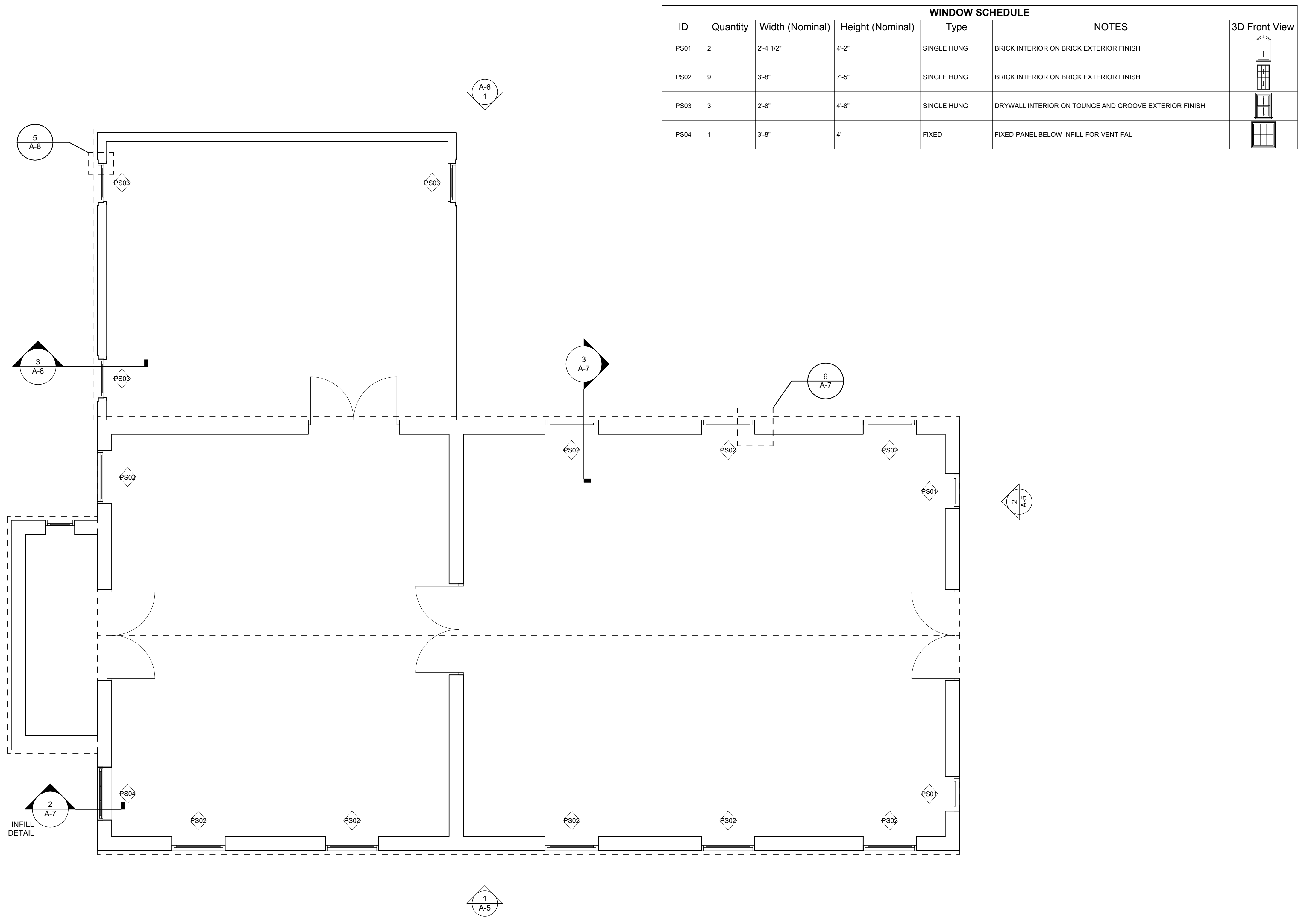
1200 EAST WASHINGTON STREET
MOUNT PLEASANT, IA 52641

MARK	DATE	DESCRIPTION

PROJECT NO: **G25-001**
DATE: **3/30/2025**
DRAWN BY: **MSN**
COPYRIGHT

SHEET TITLE
PAINT SHOP DEMO ELEVATIONS 2

A-3

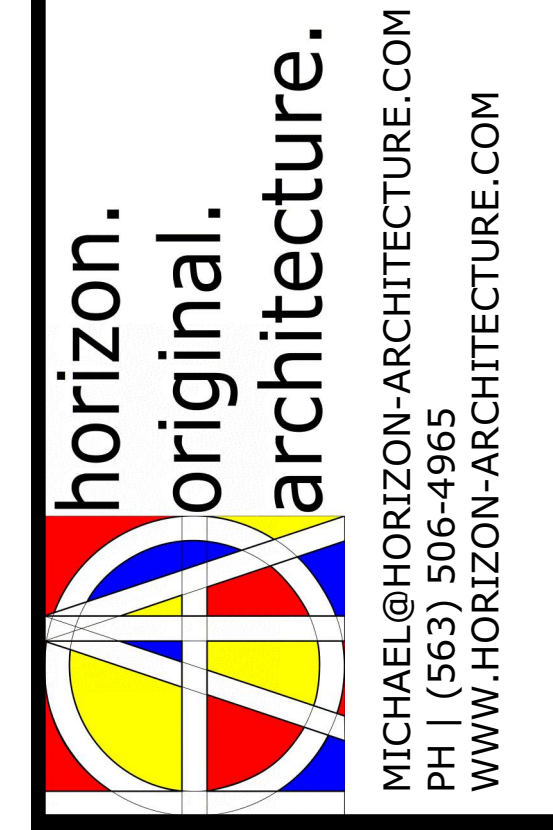


WINDOW SCHEDULE						
ID	Quantity	Width (Nominal)	Height (Nominal)	Type	NOTES	3D Front View
PS01	2	2'-4 1/2"	4'-2"	SINGLE HUNG	BRICK INTERIOR ON BRICK EXTERIOR FINISH	
PS02	9	3'-8"	7'-5"	SINGLE HUNG	BRICK INTERIOR ON BRICK EXTERIOR FINISH	
PS03	3	2'-8"	4'-8"	SINGLE HUNG	DRYWALL INTERIOR ON TOUNGE AND GROOVE EXTERIOR FINISH	
PS04	1	3'-8"	4'	FIXED	FIXED PANEL BELOW INFILL FOR VENT FAL	

1 1 PAINT SHOP FLOOR PLAN
SCALE: 1/4" = 1'-0"



ISSUED FOR BIDDING AND CONSTRUCTION



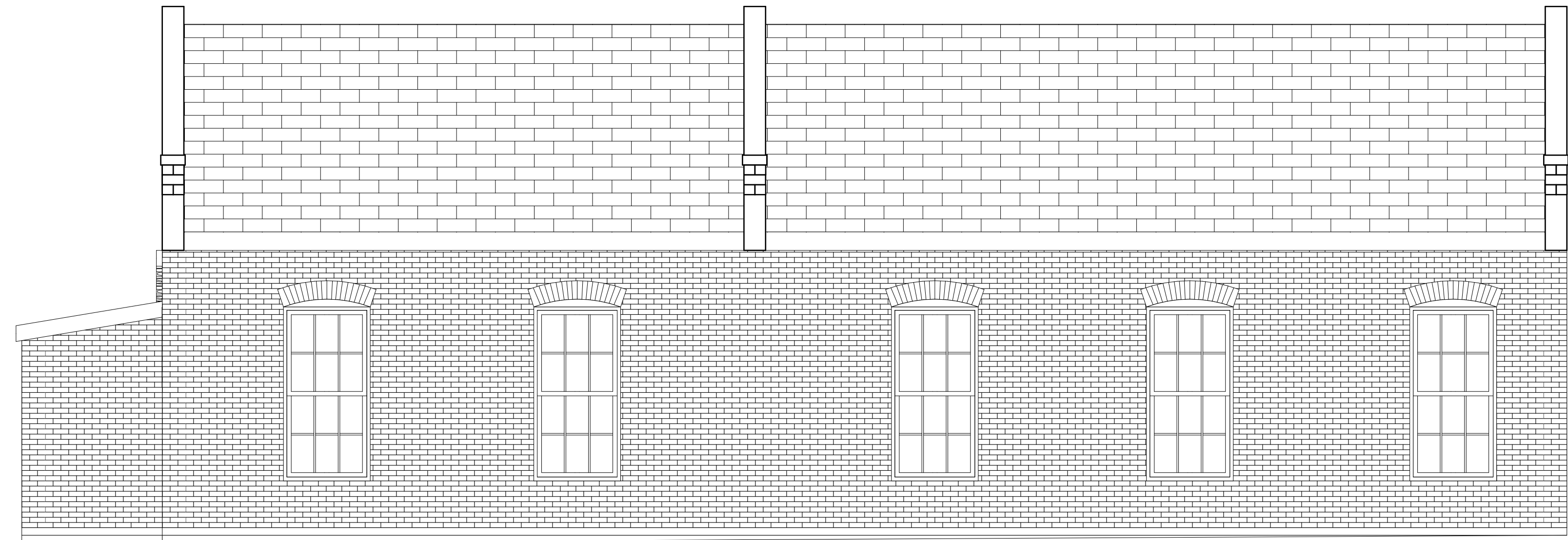
9443.00 DOC MPCF Appliance Shop, Powerhouse, Carpentry, and Paint Shop Window Replacement
1200 EAST WASHINGTON STREET
MOUNT PLEASANT, IA 52641

MARK	DATE	DESCRIPTION

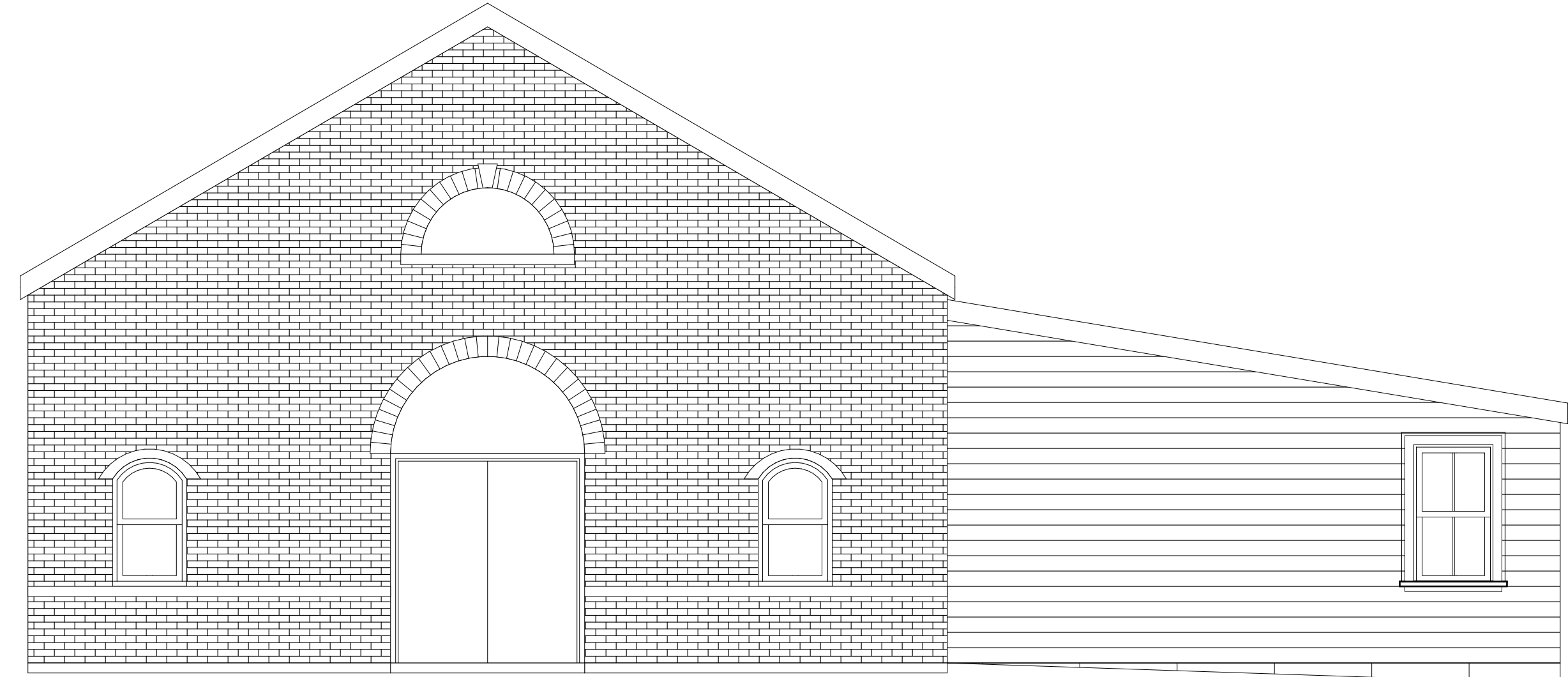
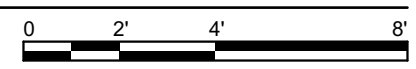
PROJECT NO: **G25-001**
DATE: **3/30/2025**
DRAWN BY: **MSN**
COPYRIGHT

SHEET TITLE
PAINT SHOP FLOOR PLAN

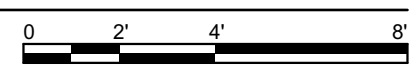
A-4



1 PAINT SHOP SOUTH ELEVATION
SCALE: 1/4" = 1'-0"



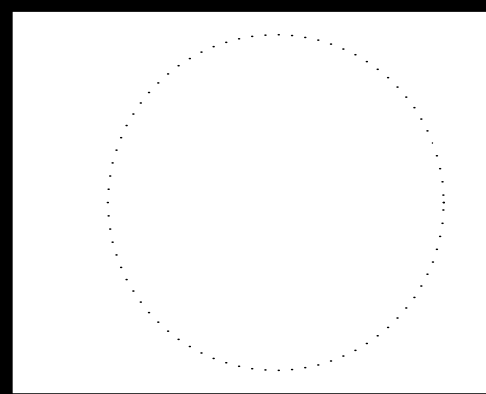
2 PAINT SHOP EAST ELEVATION
SCALE: 1/4" = 1'-0"



ISSUED FOR BIDDING AND CONSTRUCTION

horizon.
original.
architecture.

MICHAEL@HORIZON-ARCHITECTURE.COM
PH 1 (563) 506-4965
WWW.HORIZON-ARCHITECTURE.COM



**9443.00 DOC MPCF Appliance
Shop, Powerhouse, Carpentry,
and Paint Shop Window
Replacement**

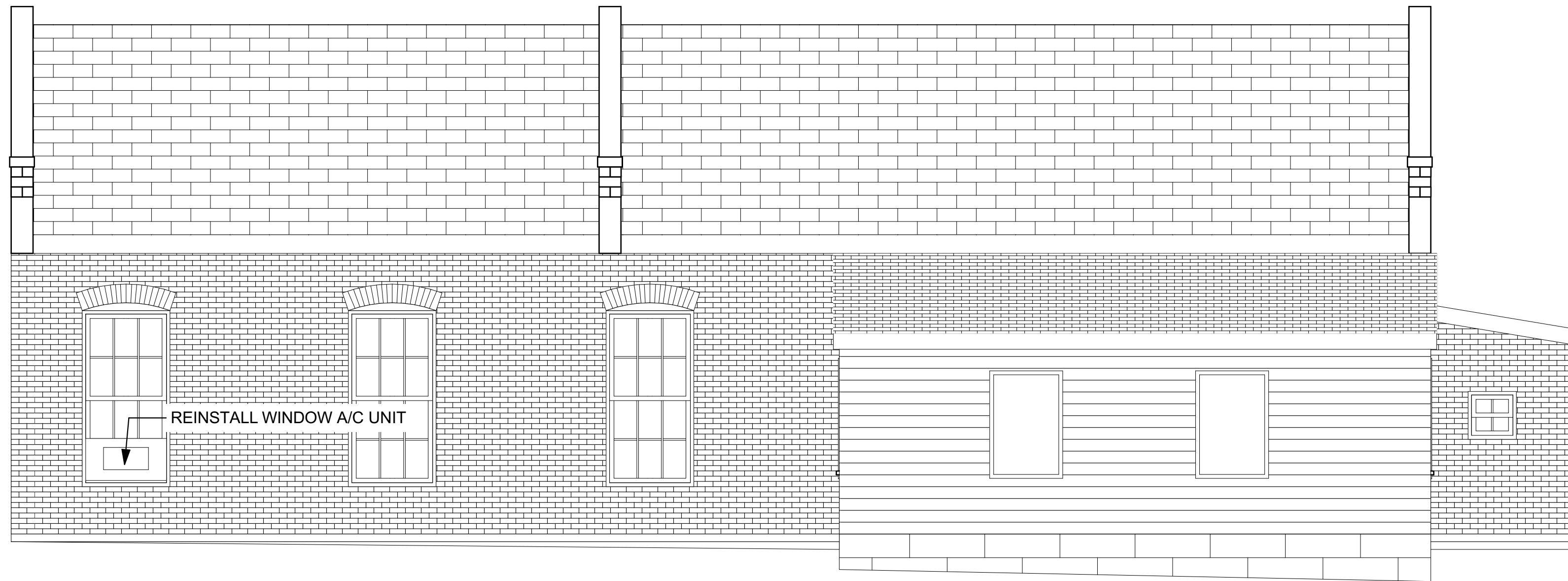
1200 EAST WASHINGTON STREET
MOUNT PLEASANT, IA 52641

MARK	DATE	DESCRIPTION

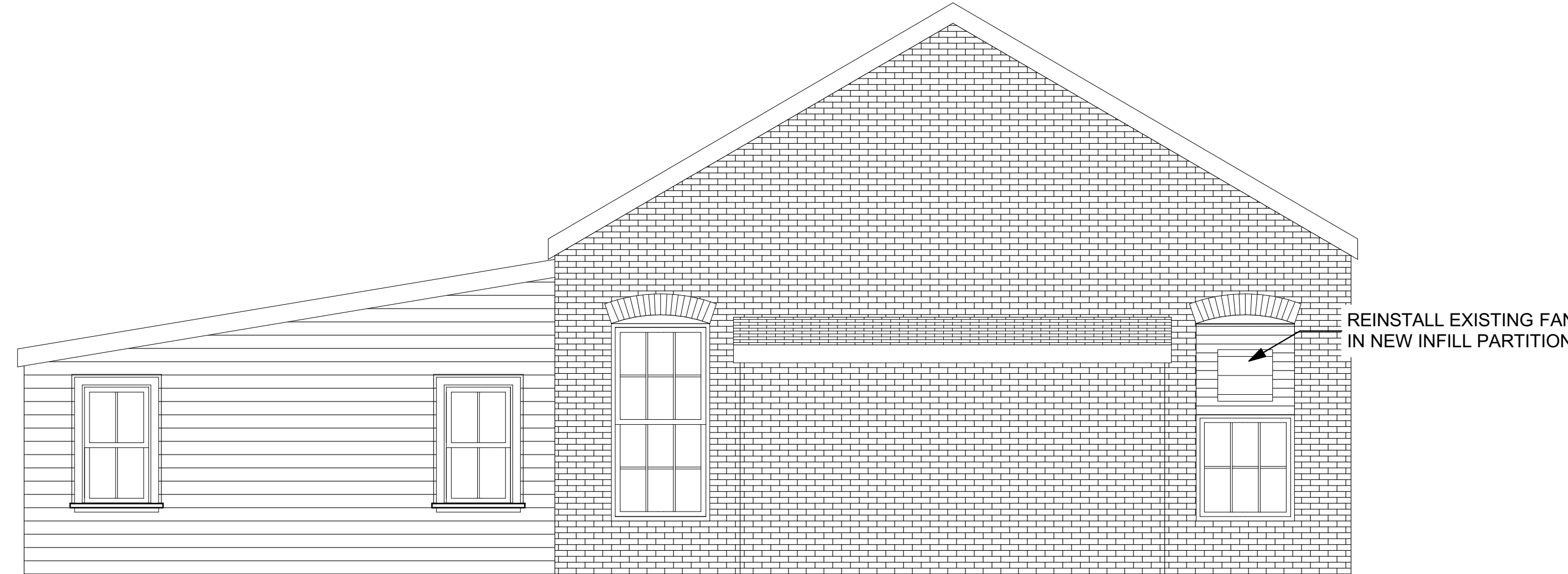
PROJECT NO: **G25-001**
DATE: **3/30/2025**
DRAWN BY: **MSN**
COPYRIGHT

SHEET TITLE
**PAINT SHOP
ELEVATIONS**

A-5



1 PAINT SHOP NORTH ELEVATION
SCALE: 1/4" = 1'-0"



2 PAINT SHOP WEST ELEVATION
SCALE: 1/4" = 1'-0"

ISSUED FOR BIDDING AND CONSTRUCTION

9443.00 DOC MPCF Appliance Shop, Powerhouse, Carpentry, and Paint Shop Window Replacement
1200 EAST WASHINGTON STREET
MOUNT PLEASANT, IA 52641

horizon.
original.
architecture.
MICHAEL@HORIZON-ARCHITECTURE.COM
PH 1 (563) 506-4965
WWW.HORIZON-ARCHITECTURE.COM

MARK	DATE	DESCRIPTION

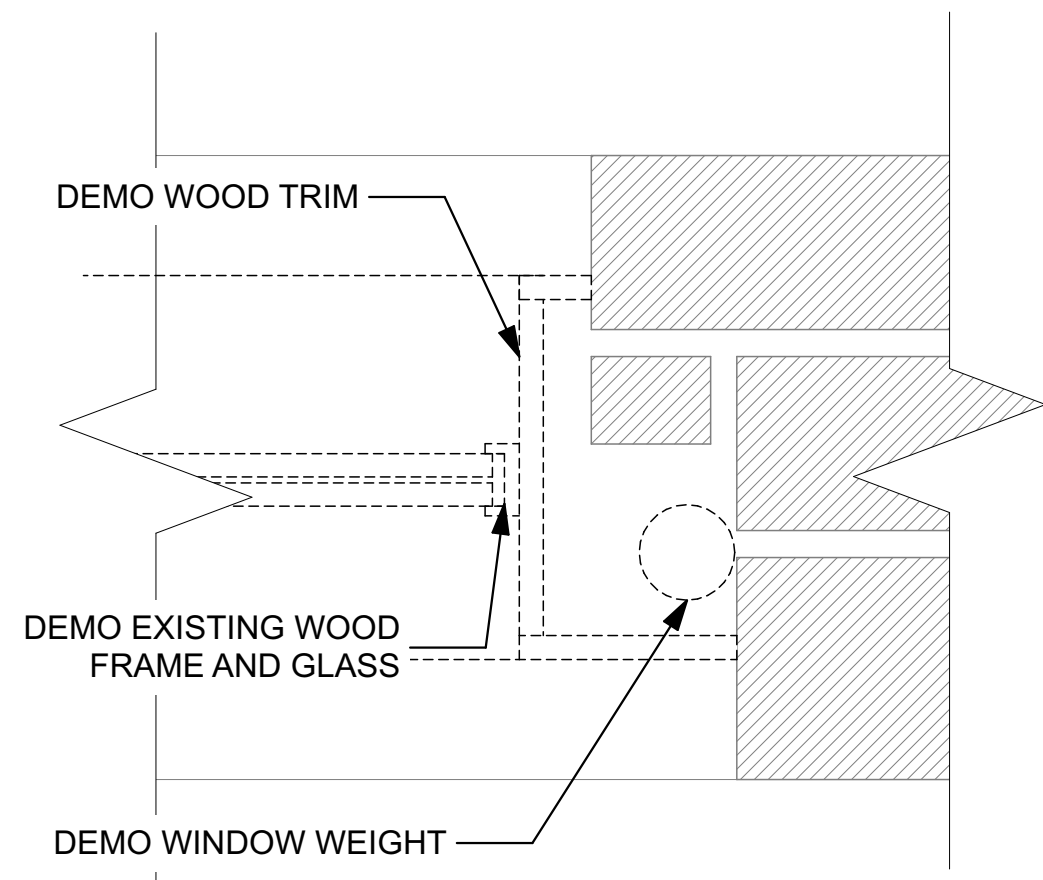
PROJECT NO: **G25-001**
DATE: **3/30/2025**
DRAWN BY: **MSN**
COPYRIGHT

SHEET TITLE
PAINT SHOP ELEVATIONS 2

A-6

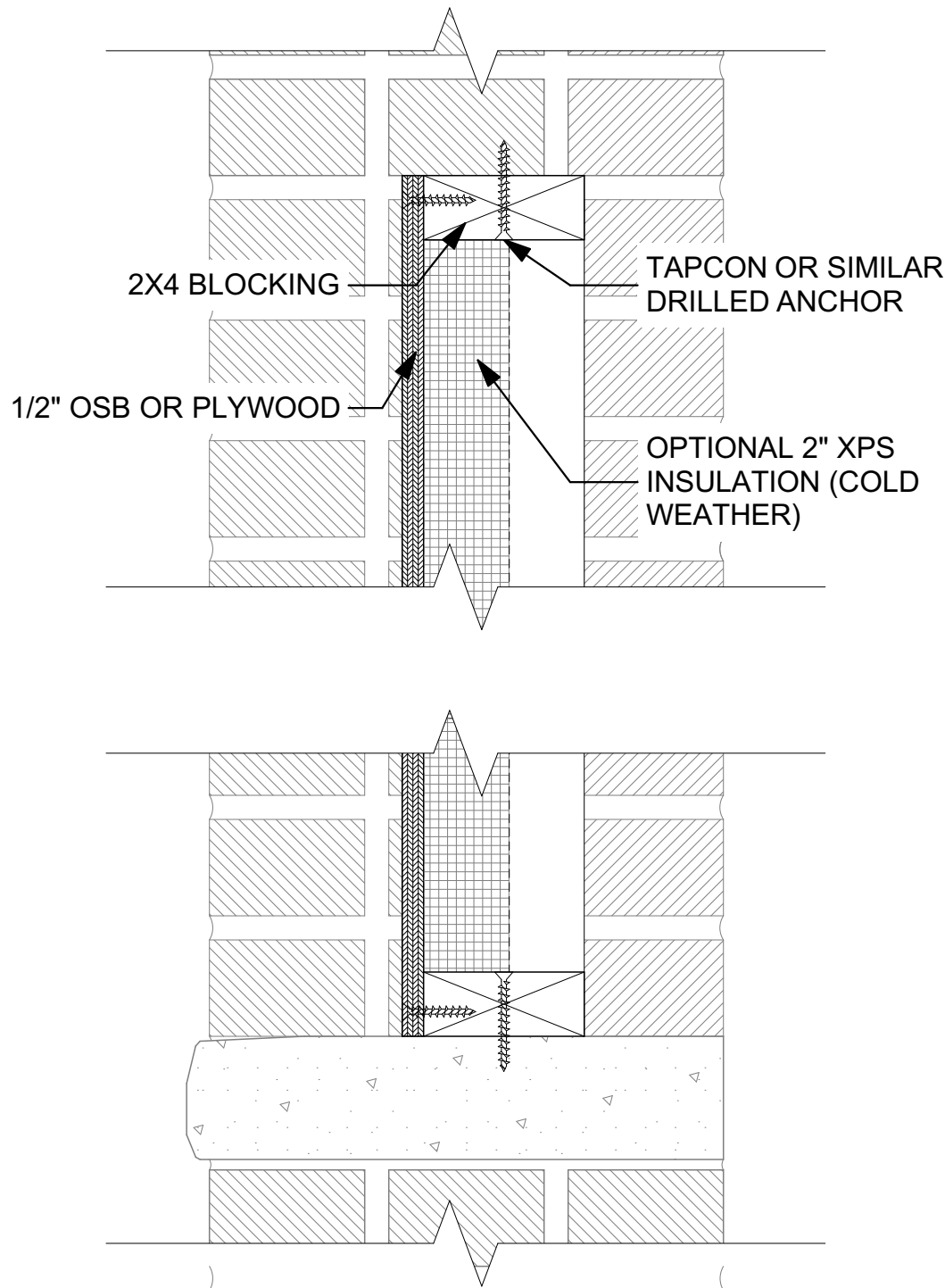
GENERAL NOTE

- PROTECT FINISHES TO REMAIN DURING DEMOLITION. CONTRACTOR WILL BE RESPONSIBLE FOR RESTORING FINISHES TO ORIGINAL CONDITION UNLESS OTHERWISE INDICATED.



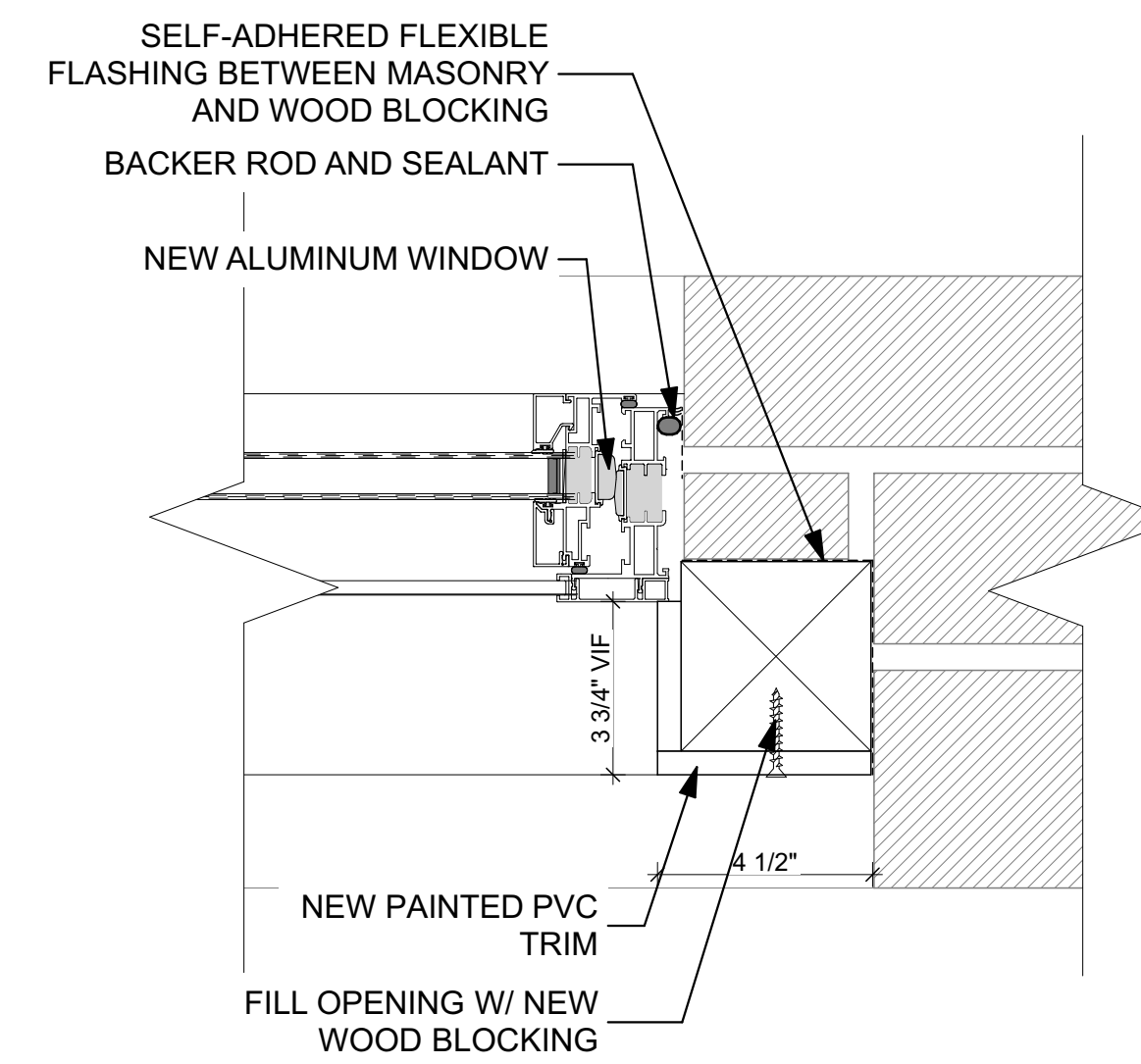
4 BRICK JAMB DEMOLITION DETAIL

SCALE: 3" = 1'-0"



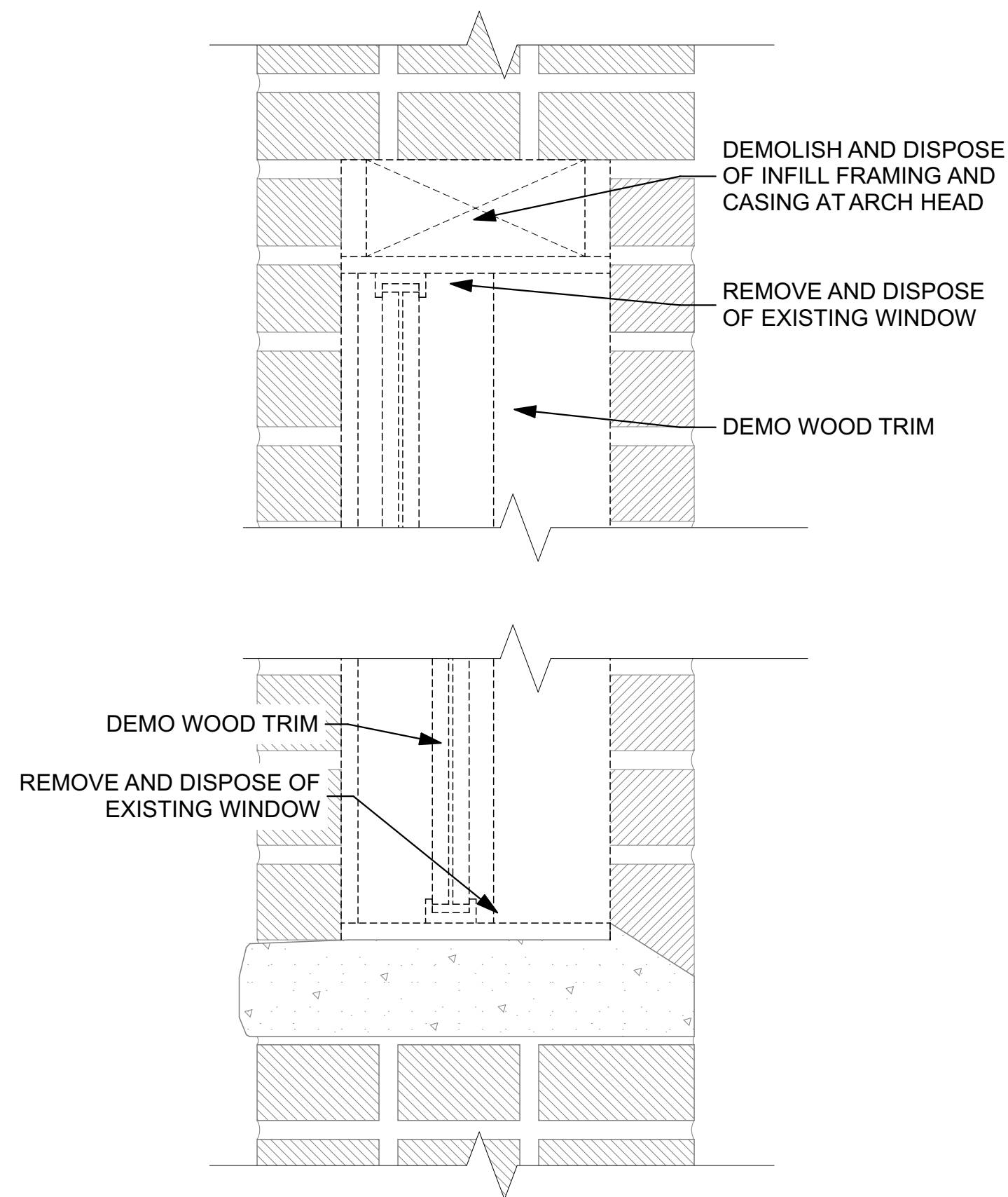
5 TEMPORARY INFILL DETAIL

SCALE: 3" = 1'-0"



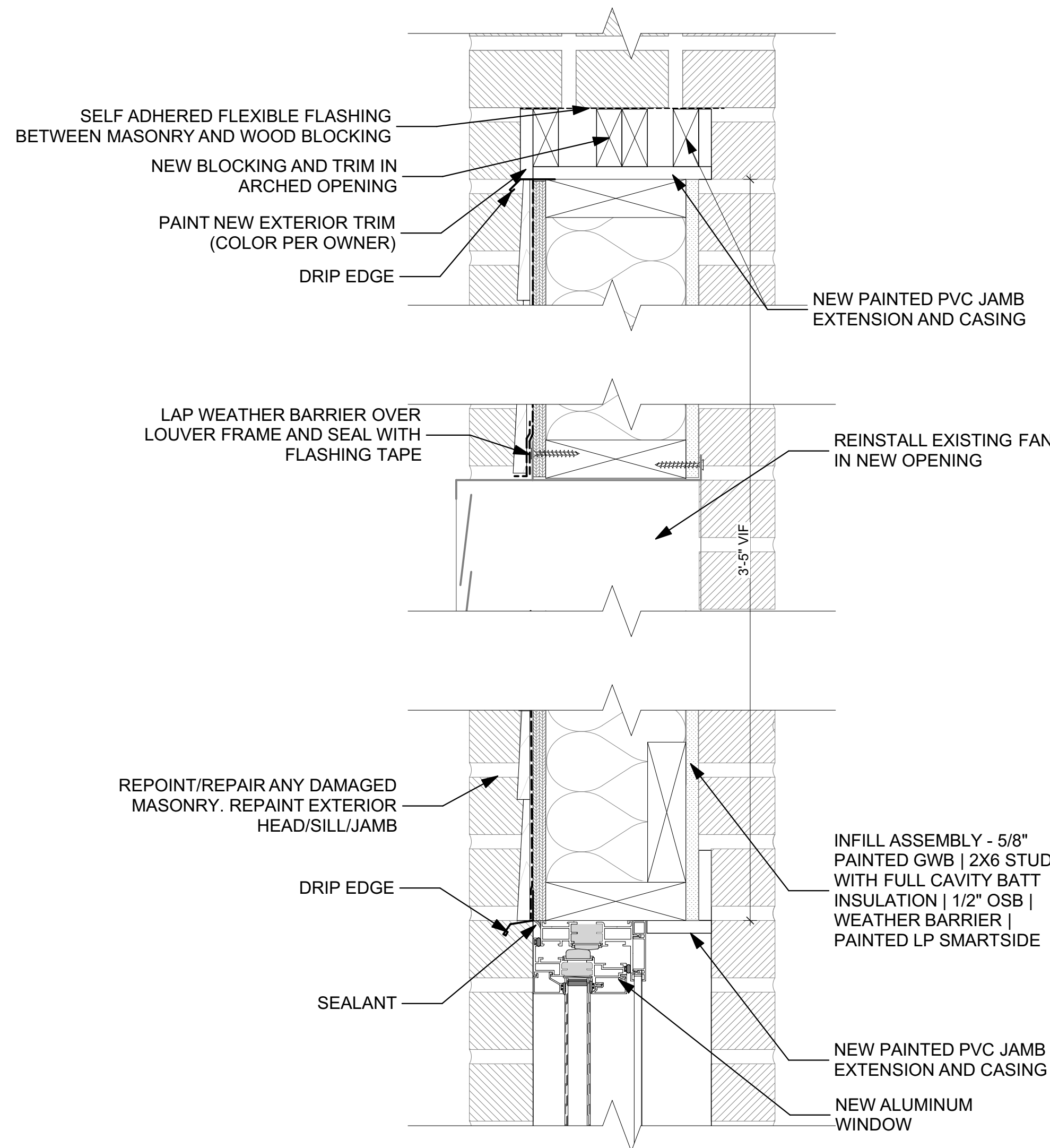
6 BRICK JAMB DETAIL

SCALE: 3" = 1'-0"



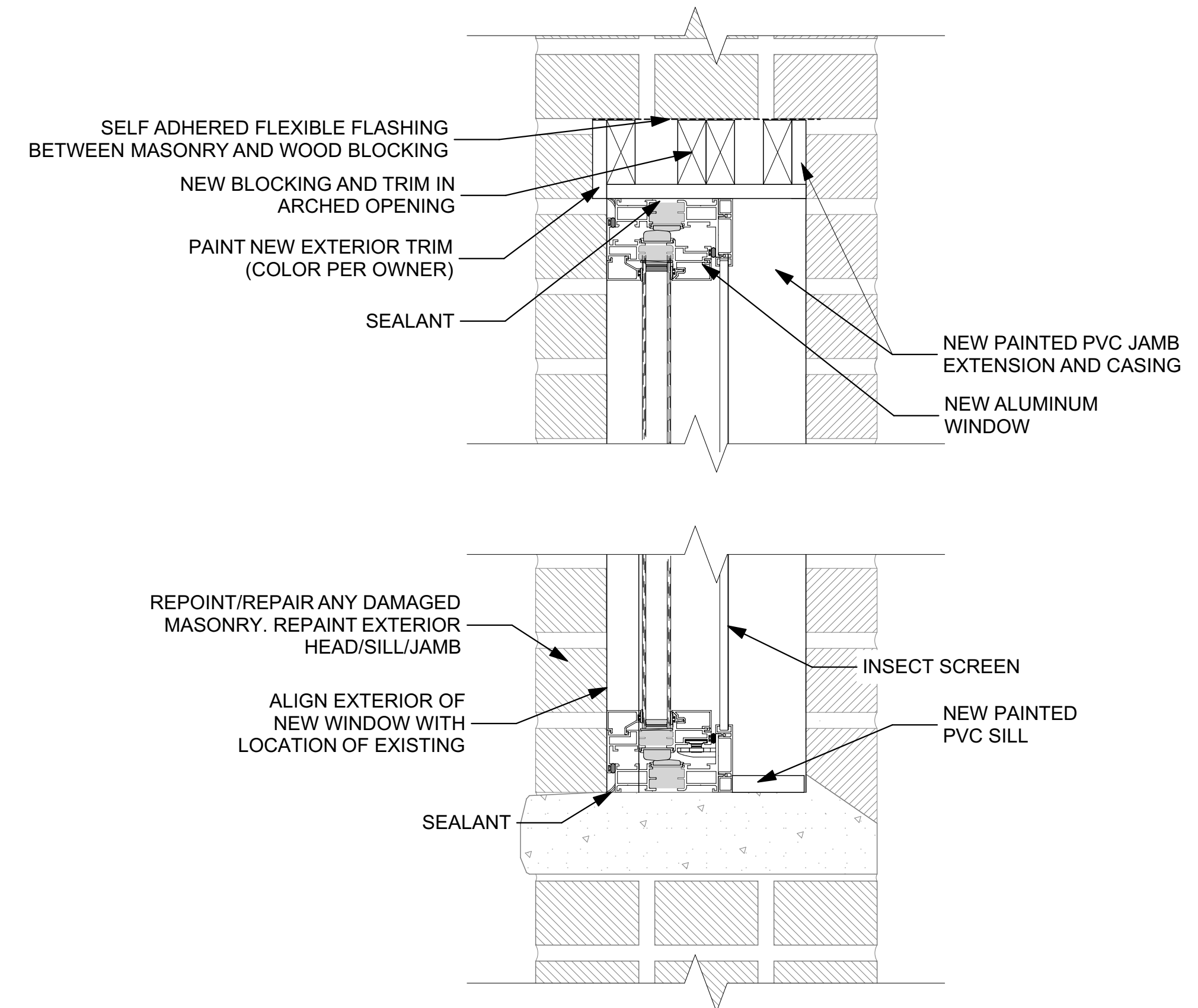
1 BRICK DEMOLITION SECTION

SCALE: 3" = 1'-0"



2 PAINT SHOP INFILL PANEL SECTION

SCALE: 3" = 1'-0"



3 BRICK WINDOW DETAIL

SCALE: 3" = 1'-0"

ISSUED FOR BIDDING AND CONSTRUCTION

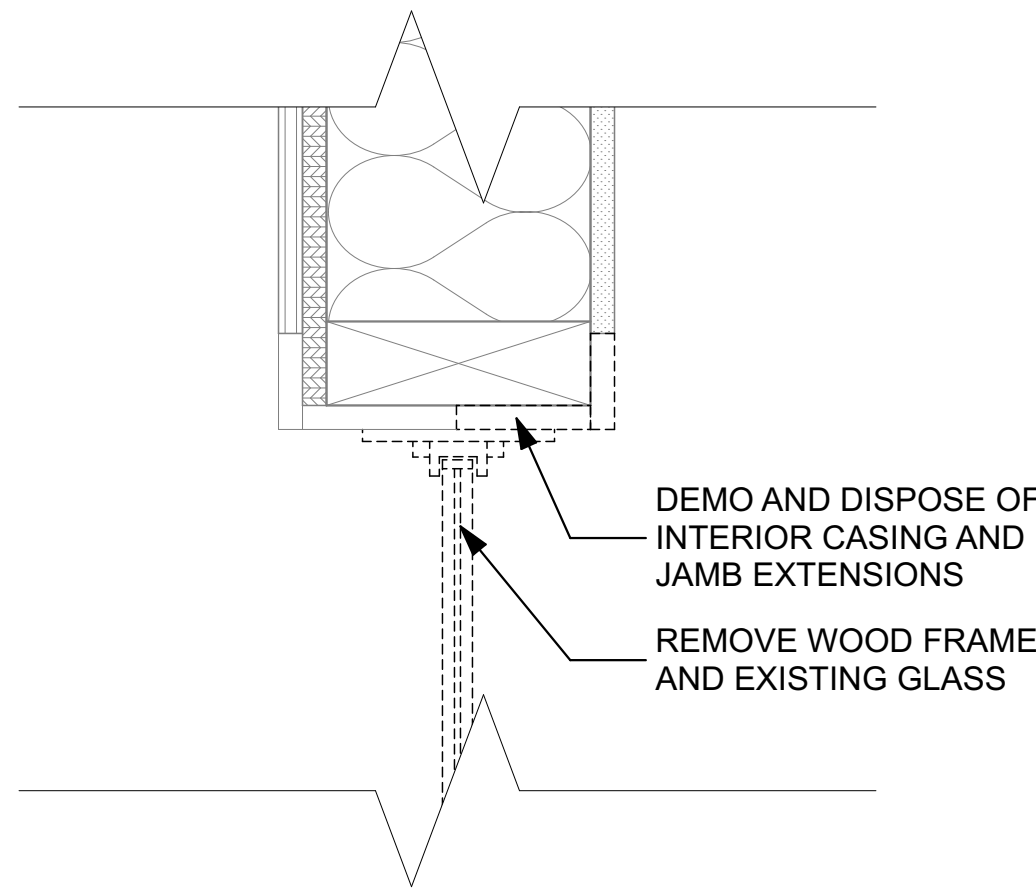
MARK	DATE	DESCRIPTION

PROJECT NO: **G25-001**
DATE: **3/30/2025**
DRAWN BY: **MSN**
COPYRIGHT

SHEET TITLE
PAINT SHOP WINDOW DETAILS

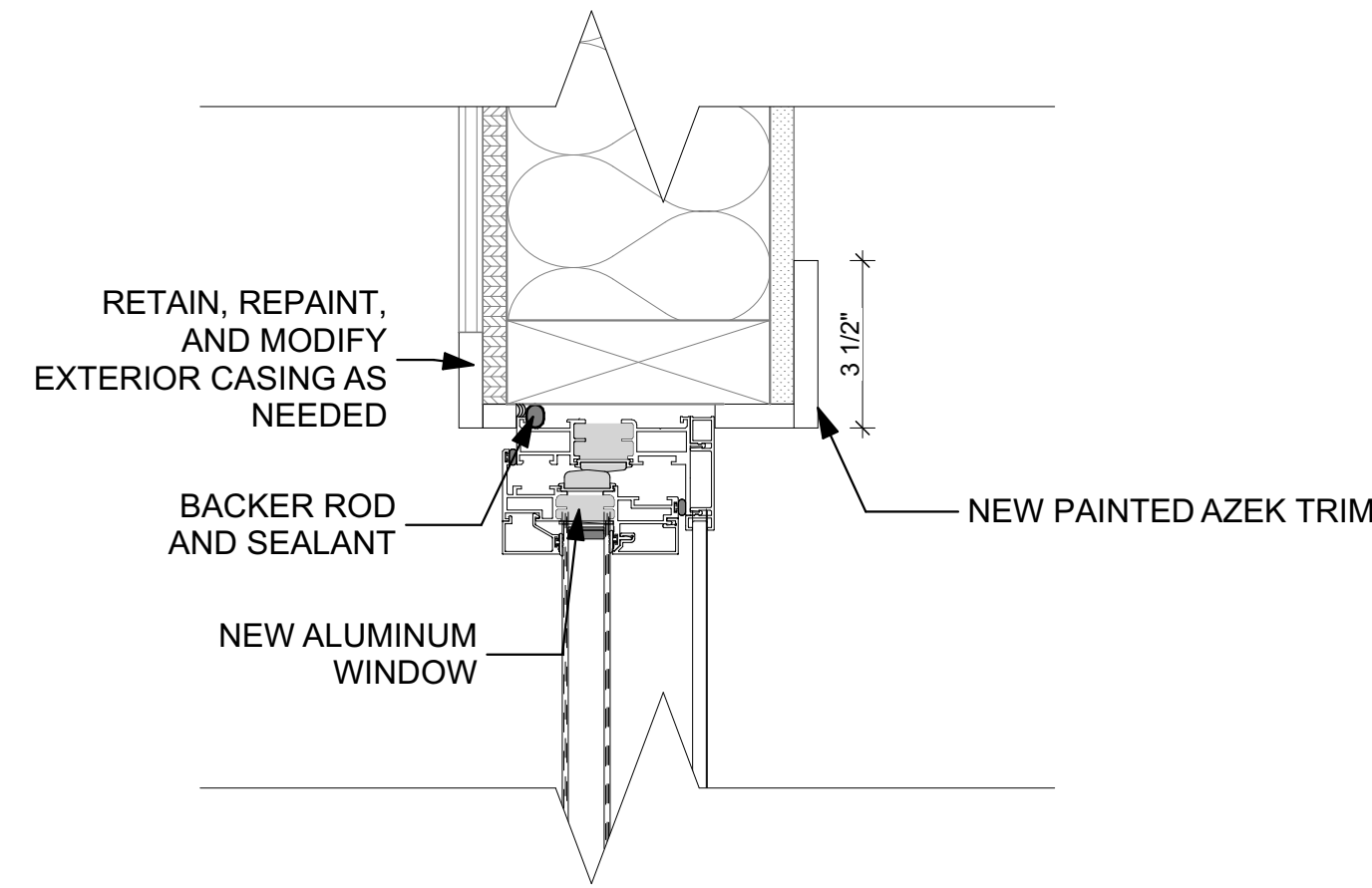
GENERAL NOTE

- PROTECT FINISHES TO REMAIN DURING DEMOLITION. CONTRACTOR WILL BE RESPONSIBLE FOR RESTORING FINISHES TO ORIGINAL CONDITION UNLESS OTHERWISE INDICATED.



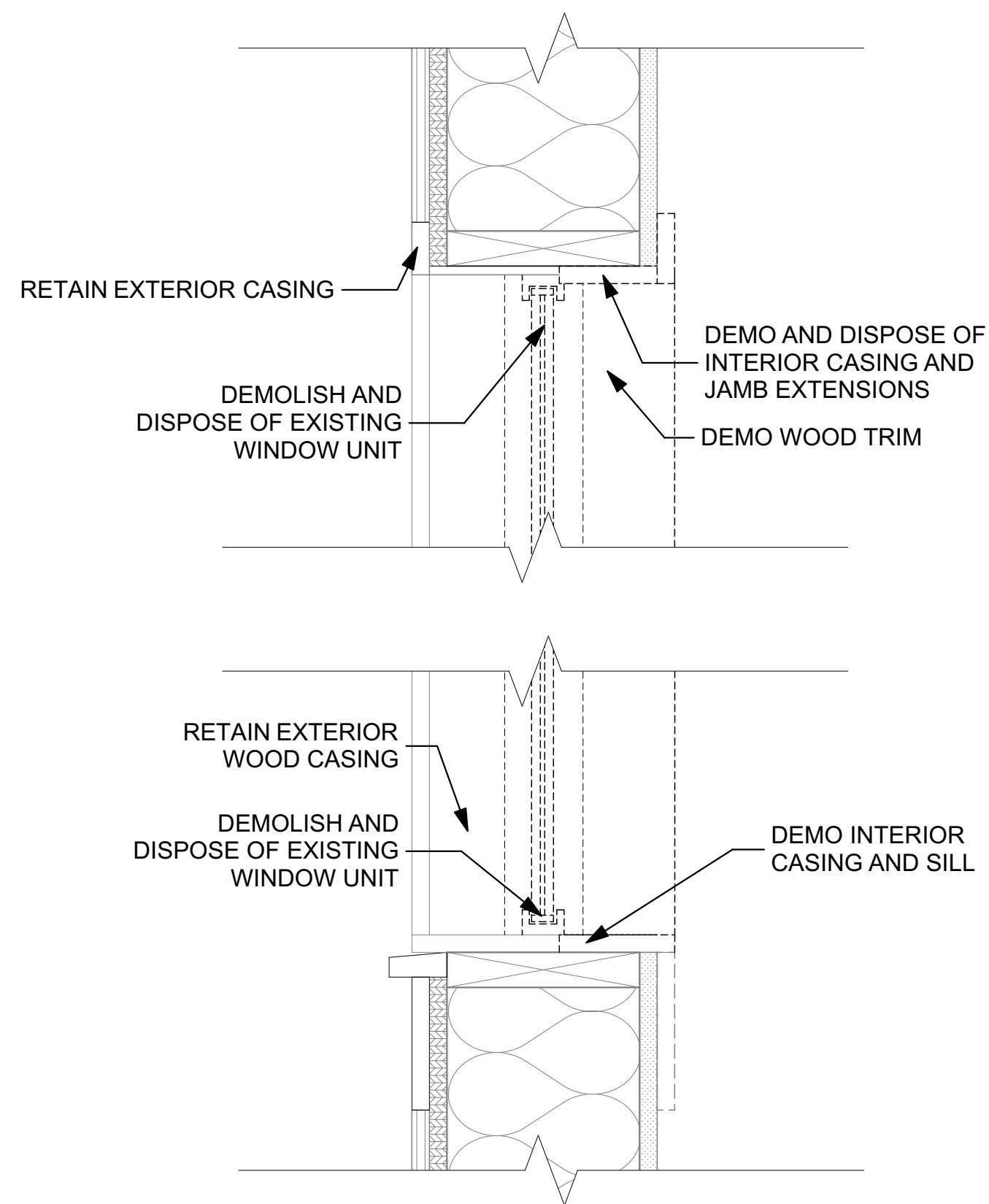
DEMO AND DISPOSE OF INTERIOR CASING AND JAMB EXTENSIONS
REMOVE WOOD FRAME AND EXISTING GLASS

4 STUD JAMB DEMOLITION DETAIL
SCALE: 3" = 1'-0"



RETAIN, REPAINT, AND MODIFY EXTERIOR CASING AS NEEDED
BACKER ROD AND SEALANT
NEW ALUMINUM WINDOW
NEW PAINTED AZEK TRIM

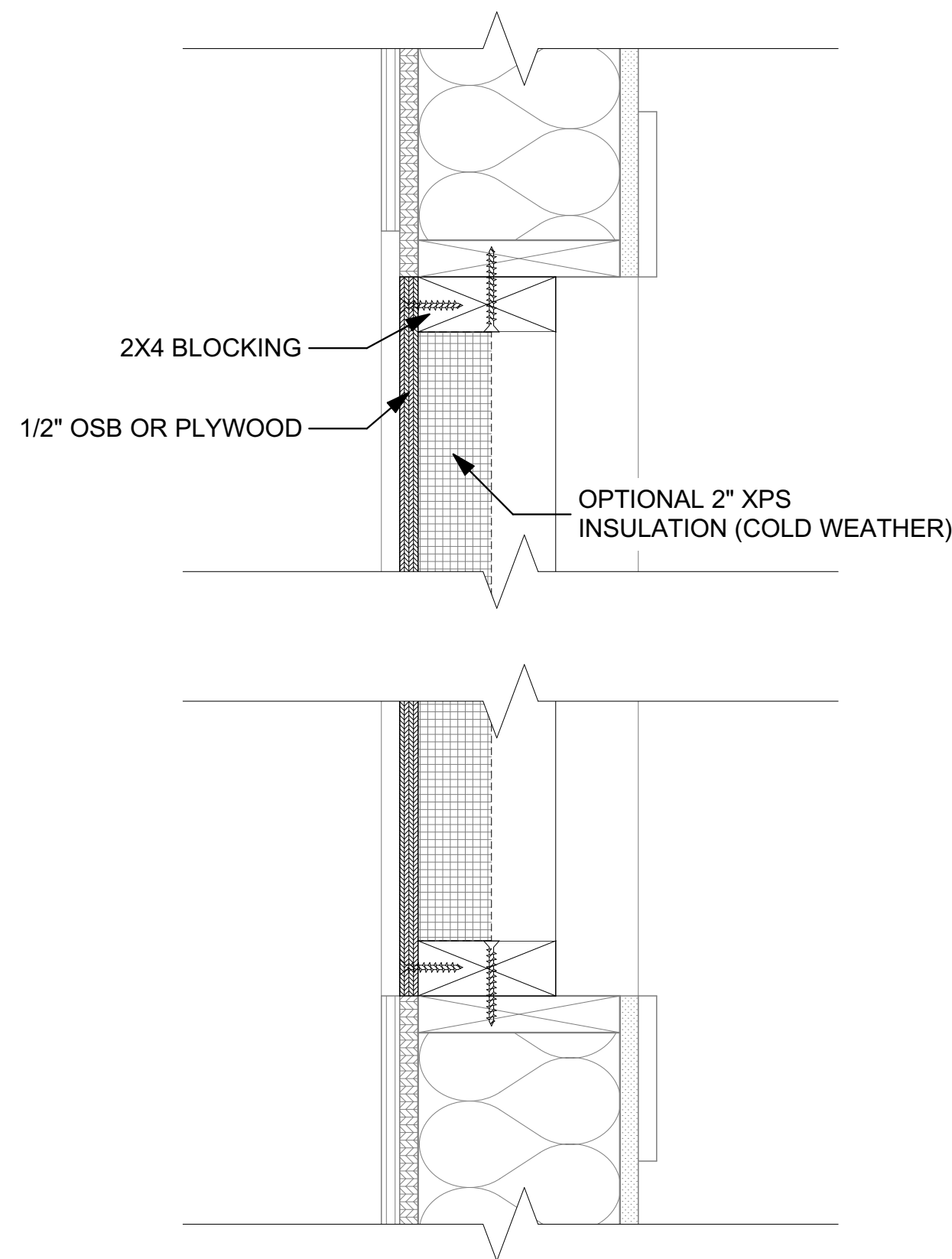
5 STUD JAMB DETAIL
SCALE: 3" = 1'-0"



RETAIN EXTERIOR CASING
DEMOLISH AND DISPOSE OF EXISTING WINDOW UNIT
DEMO AND DISPOSE OF INTERIOR CASING AND JAMB EXTENSIONS
DEMO WOOD TRIM

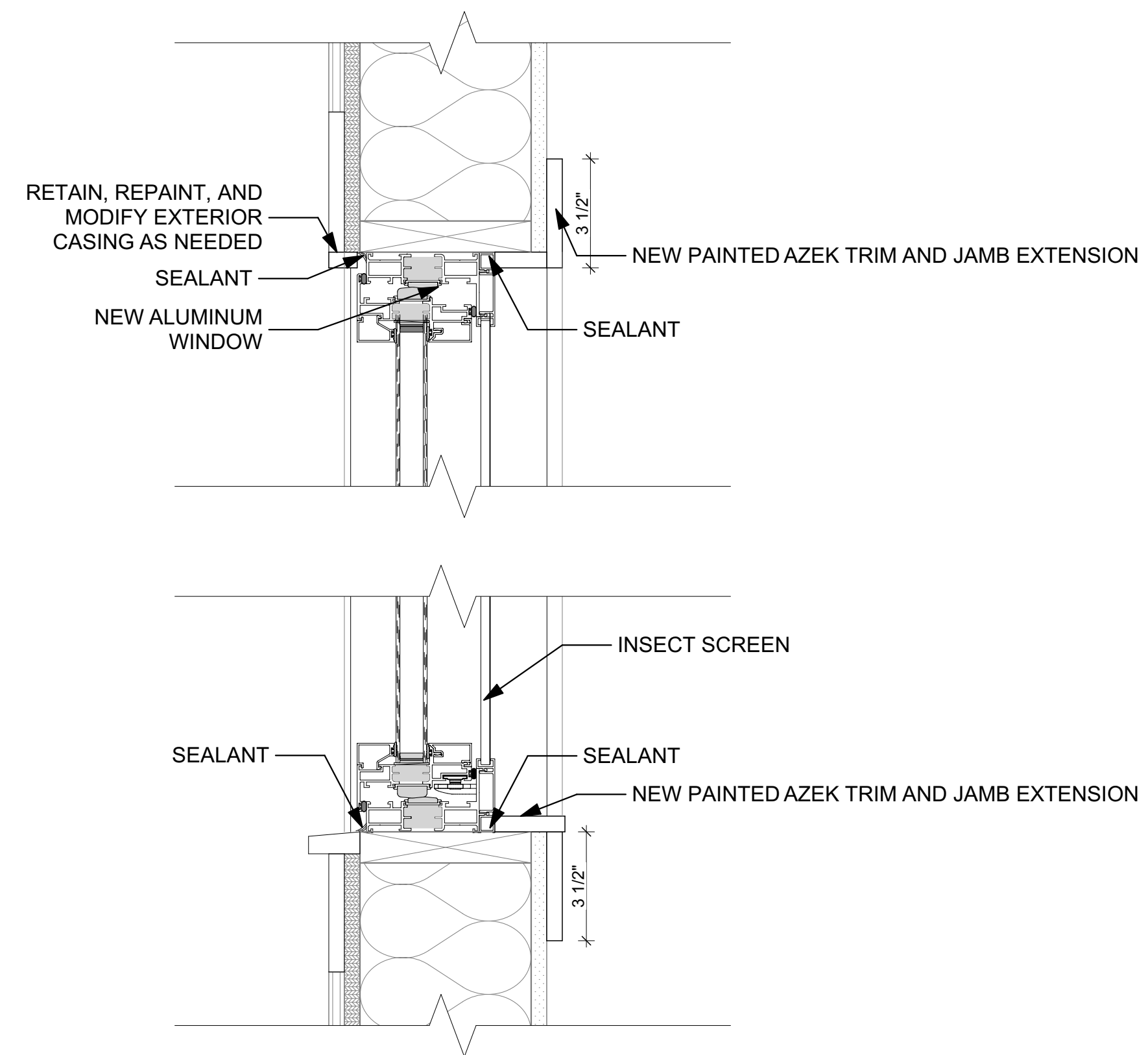
RETAIN EXTERIOR WOOD CASING
DEMOLISH AND DISPOSE OF EXISTING WINDOW UNIT
DEMO INTERIOR CASING AND SILL

1 STUD DEMOLITION SECTION
SCALE: 3" = 1'-0"



2X4 BLOCKING
1/2" OSB OR PLYWOOD
OPTIONAL 2" XPS INSULATION (COLD WEATHER)

2 TEMPORARY INFILL DETAIL
SCALE: 3" = 1'-0"

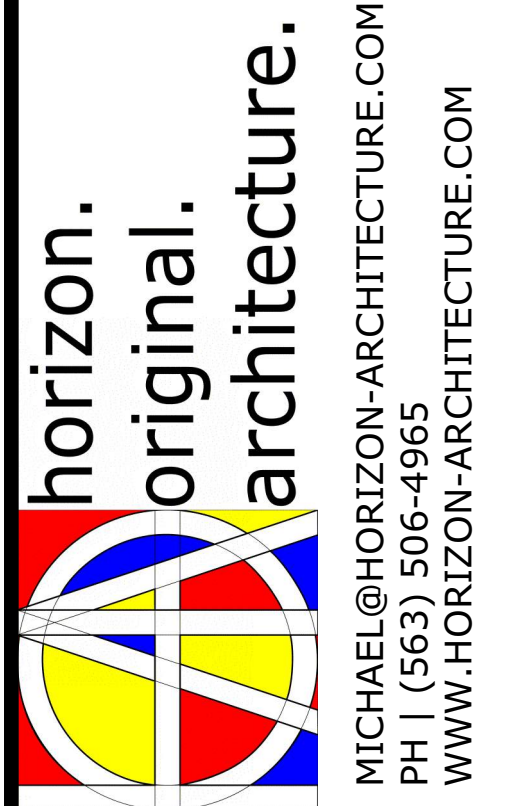


RETAIN, REPAINT, AND MODIFY EXTERIOR CASING AS NEEDED
SEALANT
NEW ALUMINUM WINDOW
NEW PAINTED AZEK TRIM AND JAMB EXTENSION
SEALANT

INSECT SCREEN
SEALANT
NEW PAINTED AZEK TRIM AND JAMB EXTENSION

3 STUD WINDOW DETAIL
SCALE: 3" = 1'-0"

ISSUED FOR BIDDING AND CONSTRUCTION



MICHAEL@HORIZON-ARCHITECTURE.COM
PH 1 (563) 506-4965
WWW.HORIZON-ARCHITECTURE.COM

9443.00 DOC MPCF Appliance Shop, Powerhouse, Carpentry, and Paint Shop Window Replacement

1200 EAST WASHINGTON STREET
MOUNT PLEASANT, IA 52641

MARK	DATE	DESCRIPTION

PROJECT NO: **G25-001**
DATE: **3/30/2025**
DRAWN BY: **MSN**
COPYRIGHT


SHEET TITLE
PAINT SHOP WINDOW DETAILS 2

ers\miken\Horizon Architecture\Horizon Architecture - Documents\Projects\General Projects\G25-001 DAS MPCF Tuckpoint and Windows1 - Model and Design\MPCF Window Replacements.pln

GENERAL DEMOLITION NOTES

- 1) PROTECT SURROUNDING INTERIOR AND EXTERIOR FINISHES TO REMAIN
- 2) PROVIDE TEMPORARY DUST PROTECTION AS REQUIRED. PROTECT EXISTING SPACES AND EQUIPMENT. COORDINATE EXTENTS OF DUST PROTECTION REQUIRED WITH OWNER IN FIELD
- 3) INSTALL TEMPORARY OPENING INFILL IF UNABLE TO INSTALL NEW UNIT SAME DAY AS EXISTING UNIT REMOVAL
- 4) TEMPORARY PROTECTION TO PROVIDE ADEQUATE WEATHER PROTECTION TO PROTECT INTERIOR SPACES UNTIL NEW UNIT IS INSTALLED
- 5) COORDINATE PROTECTION, COVERING AND UNCOVERING OF FIRE AND SMOKE DETECTION DEVICES WITH OWNER

MICHAEL@HORIZON-ARCHITECTURE.COM
PH 1 (563) 506-4965
WWW.HORIZON-ARCHITECTURE.COM



9443.00 DOC MPCF Appliance Shop, Powerhouse, Carpentry, and Paint Shop Window Replacement

1200 EAST WASHINGTON STREET
MOUNT PLEASANT, IA 52641

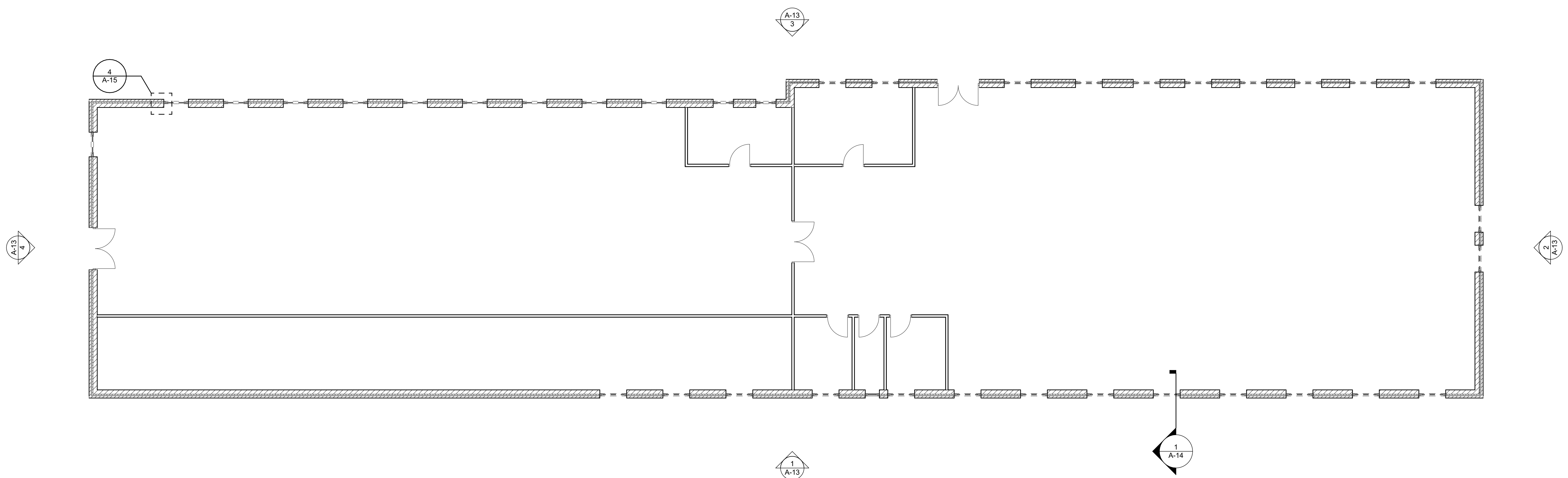
ISSUED FOR BIDDING AND CONSTRUCTION

MARK	DATE	DESCRIPTION

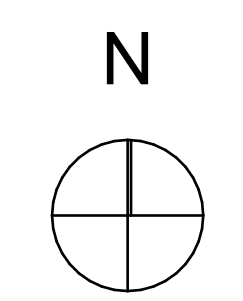
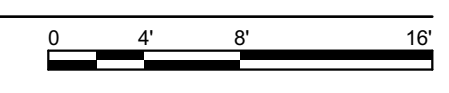
PROJECT NO: **G25-001**
DATE: **3/30/2025**
DRAWN BY: **MSN**
COPYRIGHT

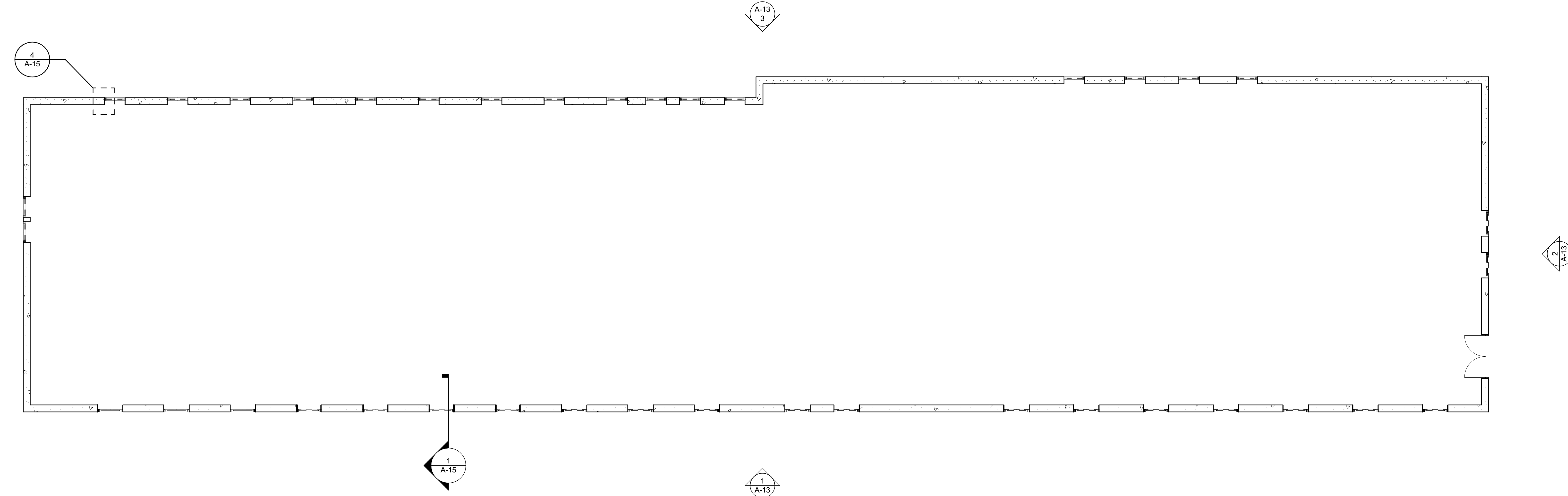
SHEET TITLE
APPLIANCE SHOP DEMOLITION MAIN PLAN

A-9

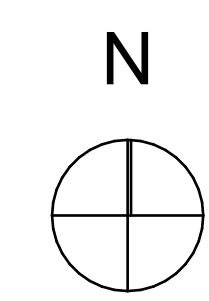
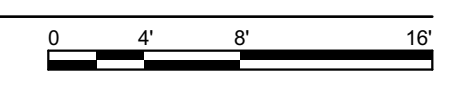


1 APPLIANCE SHOP DEMOLITION MAIN PLAN
SCALE: 1/8" = 1'-0"





1 APPLIANCE SHOP DEMOLITION LOWER PLAN
SCALE: 1/8" = 1'-0"

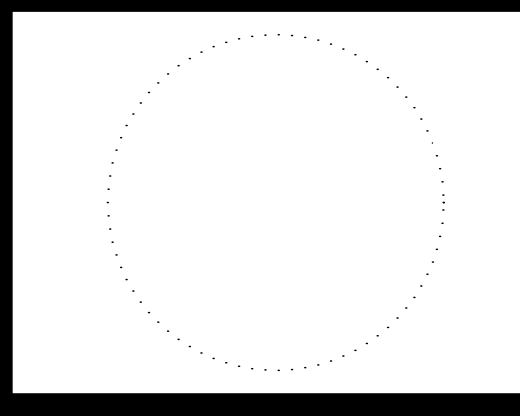


GENERAL DEMOLITION NOTES

- 1) PROTECT SURROUNDING INTERIOR AND EXTERIOR FINISHES TO REMAIN
- 2) PROVIDE TEMPORARY DUST PROTECTION AS REQUIRED. PROTECT EXISTING SPACES AND EQUIPMENT. COORDINATE EXTENTS OF DUST PROTECTION REQUIRED WITH OWNER IN FIELD
- 3) INSTALL TEMPORARY OPENING INFILL IF UNABLE TO INSTALL NEW UNIT SAME DAY AS EXISTING UNIT REMOVAL
- 4) TEMPORARY PROTECTION TO PROVIDE ADEQUATE WEATHER PROTECTION TO PROTECT INTERIOR SPACES UNTIL NEW UNIT IS INSTALLED
- 5) COORDINATE PROTECTION, COVERING AND UNCOVERING OF FIRE AND SMOKE DETECTION DEVICES WITH OWNER

horizon.
original.
architecture.

MICHAEL@HORIZON-ARCHITECTURE.COM
PH 1 (563) 506-4965
WWW.HORIZON-ARCHITECTURE.COM



9443.00 DOC MPCF Appliance Shop, Powerhouse, Carpentry, and Paint Shop Window Replacement

1200 EAST WASHINGTON STREET
MOUNT PLEASANT, IA 52641

ISSUED FOR BIDDING AND CONSTRUCTION

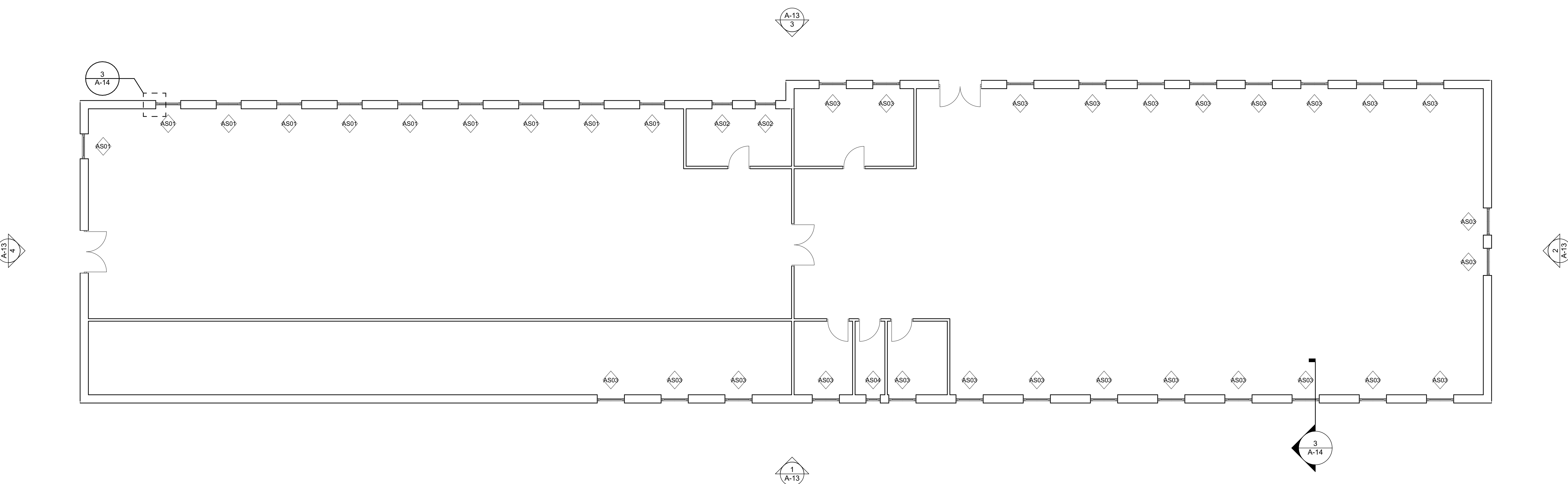
MARK	DATE	DESCRIPTION

PROJECT NO: **G25-001**
DATE: **3/30/2025**
DRAWN BY: **MSN**
COPYRIGHT

SHEET TITLE
APPLIANCE SHOP DEMOLITION LOWER PLAN

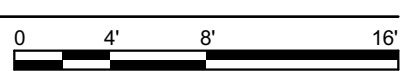
A-10

C:\Users\miken\Horizon Architecture\Horizon Architecture - Documents\Projects\General Projects\G25-001 DAS MPCF Tuckpoint and Windows 1 - Model and Design\MPCF Window Replacements.pln



WINDOW SCHEDULE						
ID	Quantity	Width (Nominal)	Height (Nominal)	Type	NOTES	3D Front View
AS01	10	3'-5"	5'-6"	FIXED / AWNING	LOWER HALF AWNING	
AS02	2	2'-9"	5'-6"	FIXED/AWNING	LOWER HALF AWNING	
AS03	25	3'-9"	5'-5"	FIXED/AWNING	LOWER HALF AWNING	
AS04	1	1'-10"	4'-4"	FIXED		
AS05	20	3'-4"	4'	FIXED/AWNING	CONCRETE INTERIOR TO CONCRETE EXTERIOR FINISH. TOP 2/3 AWNING	
AS06	18	2'-8"	1'-6"	FIXED		
AS07	4	3'-4"	2'-8"	FIXED		

1 APPLIANCE SHOP MAIN PLAN
SCALE: 1/8" = 1'-0"



ISSUED FOR BIDDING AND CONSTRUCTION

9443.00 DOC MPCF Appliance Shop, Powerhouse, Carpentry, and Paint Shop Window Replacement
1200 EAST WASHINGTON STREET
MOUNT PLEASANT, IA 52641

MARK	DATE	DESCRIPTION

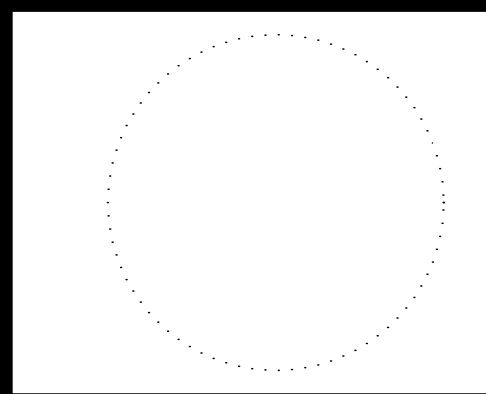
PROJECT NO: **G25-001**
DATE: **3/30/2025**
DRAWN BY: **MSN**
COPYRIGHT

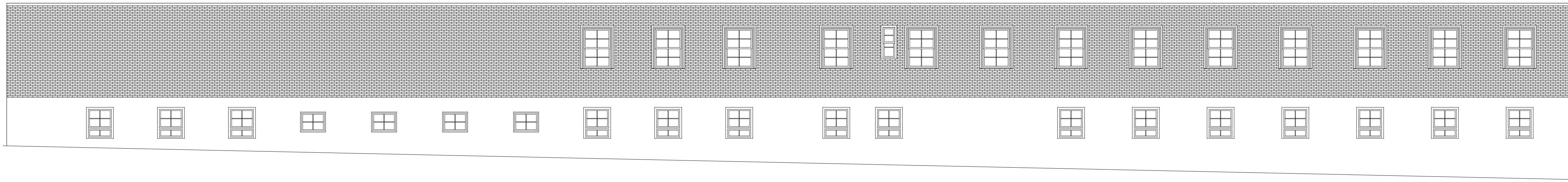
SHEET TITLE
APPLIANCE SHOP MAIN PLAN

A-11

horizon.
original.
architecture.

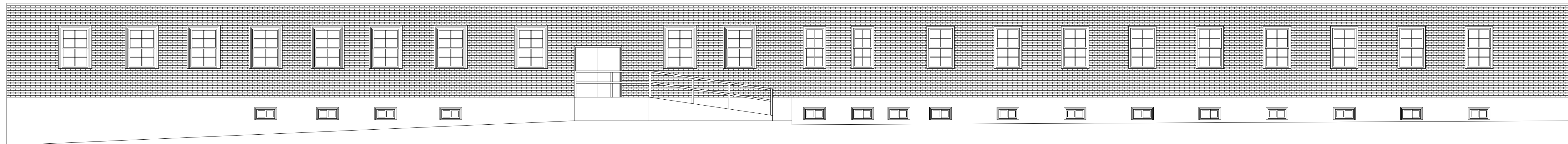
MICHAEL@HORIZON-ARCHITECTURE.COM
PH 1 (563) 506-4965
WWW.HORIZON-ARCHITECTURE.COM





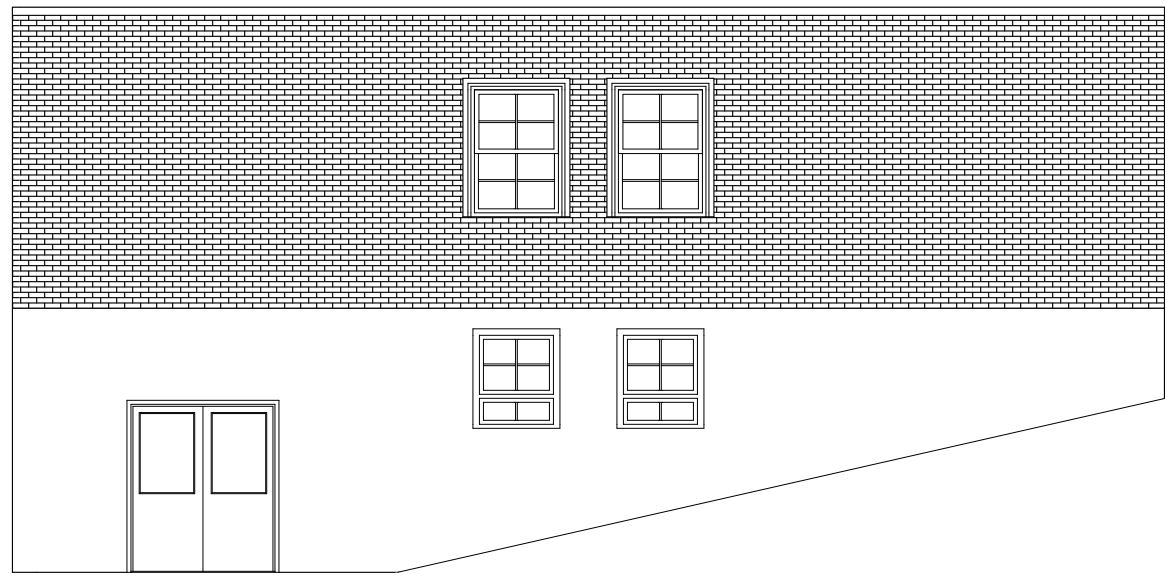
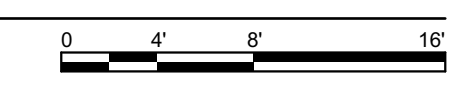
1 APPLIANCE SHOP SOUTH ELEVATION

SCALE: 1/8" = 1'-0"



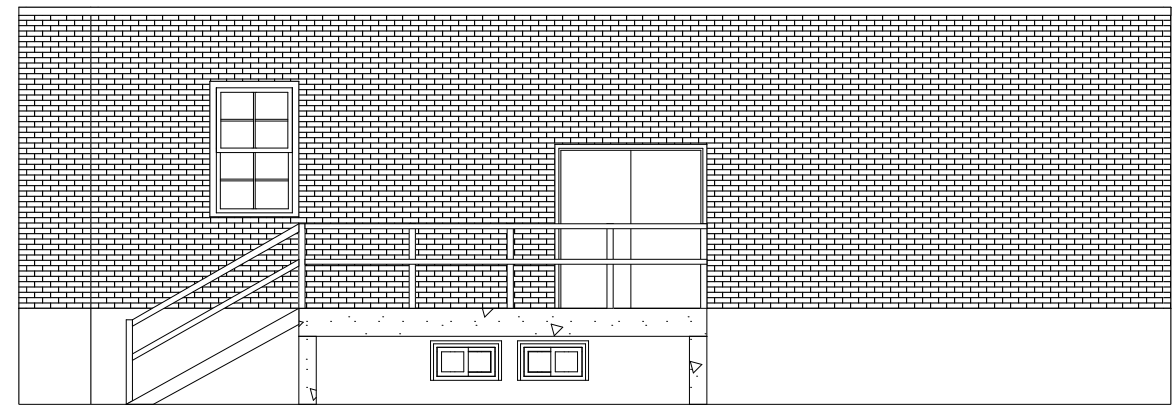
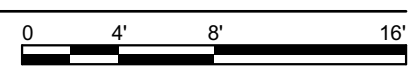
3 APPLIANCE SHOP NORTH ELEVATION

SCALE: 1/8" = 1'-0"



2 APPLIANCE SHOP EAST ELEVATION

SCALE: 1/8" = 1'-0"



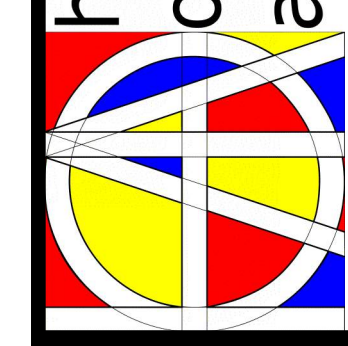
4 APPLIANCE SHOP WEST ELEVATION

SCALE: 1/8" = 1'-0"



ISSUED FOR BIDDING AND CONSTRUCTION

horizon.
original.
architecture.



MICHAEL@HORIZON-ARCHITECTURE.COM
PH 1 (563) 506-4965
WWW.HORIZON-ARCHITECTURE.COM

9443.00 DOC MPCF Appliance Shop, Powerhouse, Carpentry, and Paint Shop Window Replacement

1200 EAST WASHINGTON STREET
MOUNT PLEASANT, IA 52641

MARK	DATE	DESCRIPTION

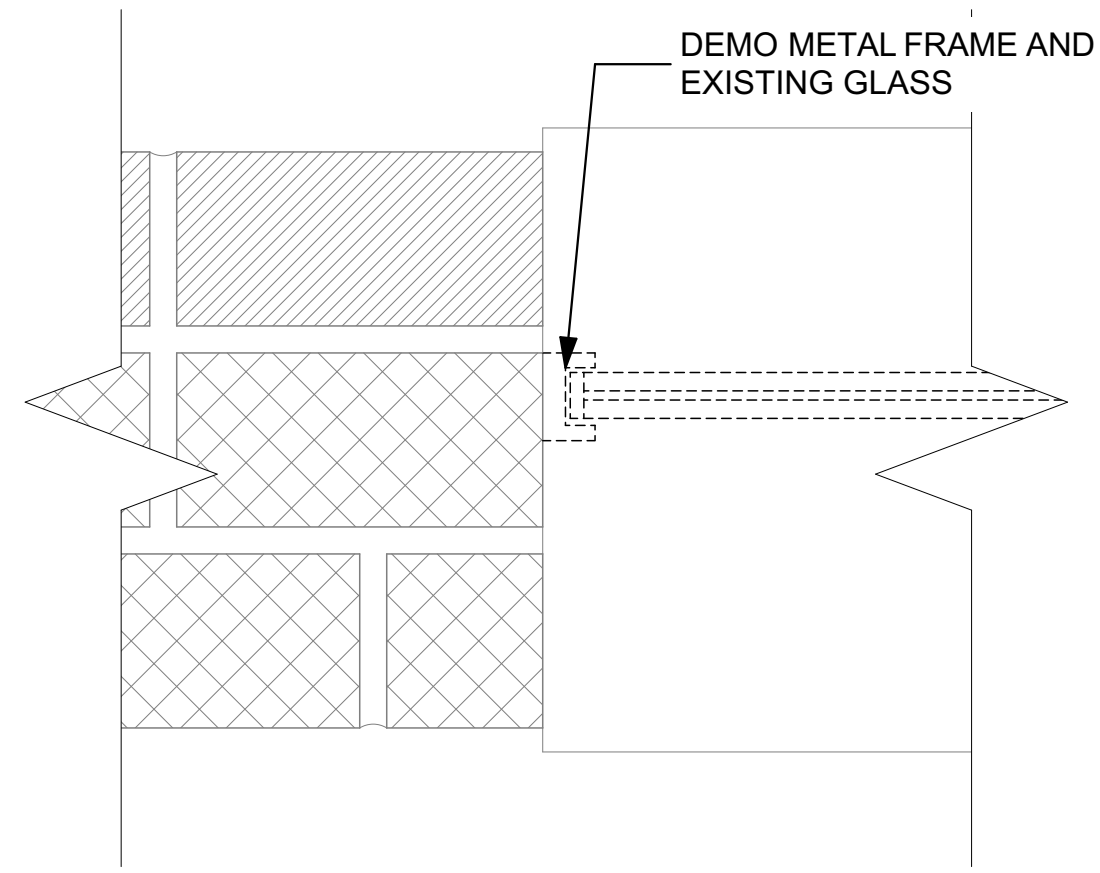
PROJECT NO: **G25-001**
DATE: **3/30/2025**
DRAWN BY: **MSN**
COPYRIGHT

SHEET TITLE
APPLIANCE SHOP ELEVATIONS

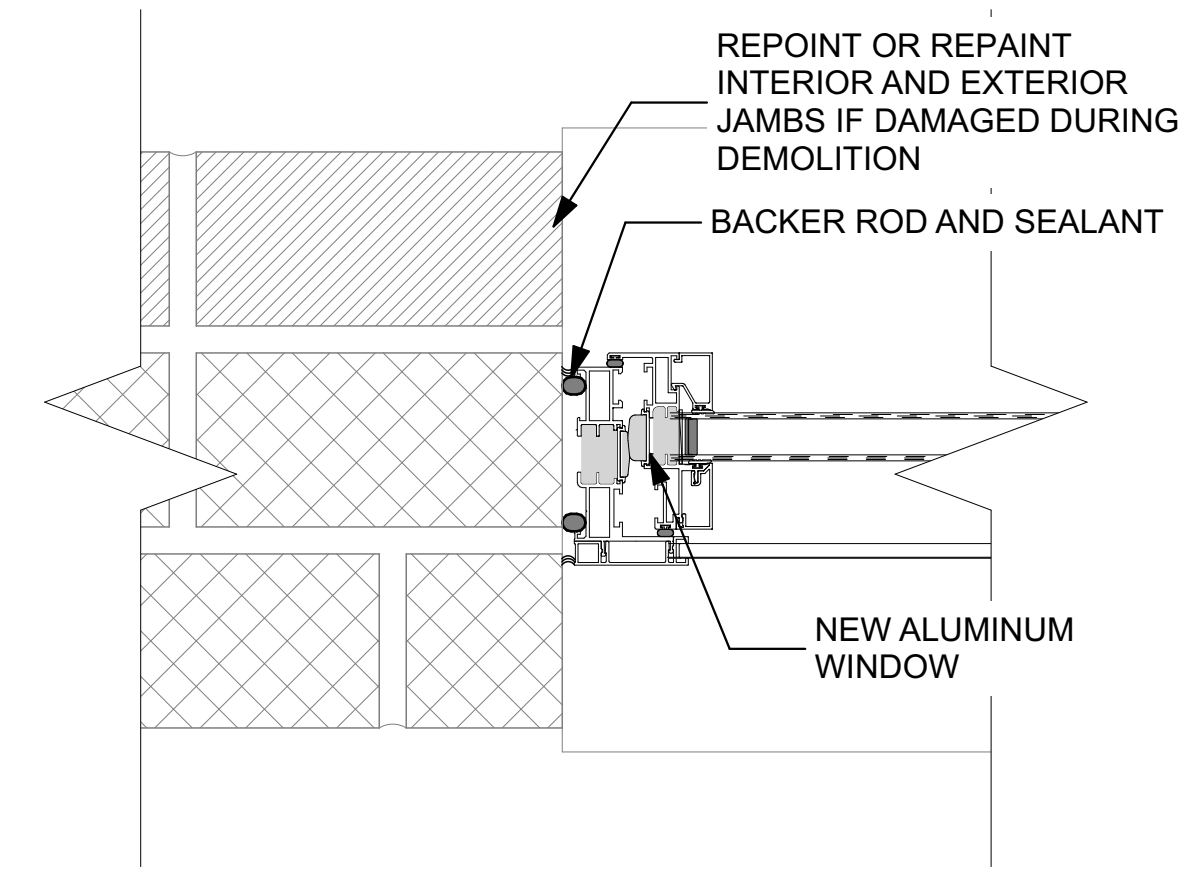
A-13

GENERAL NOTE

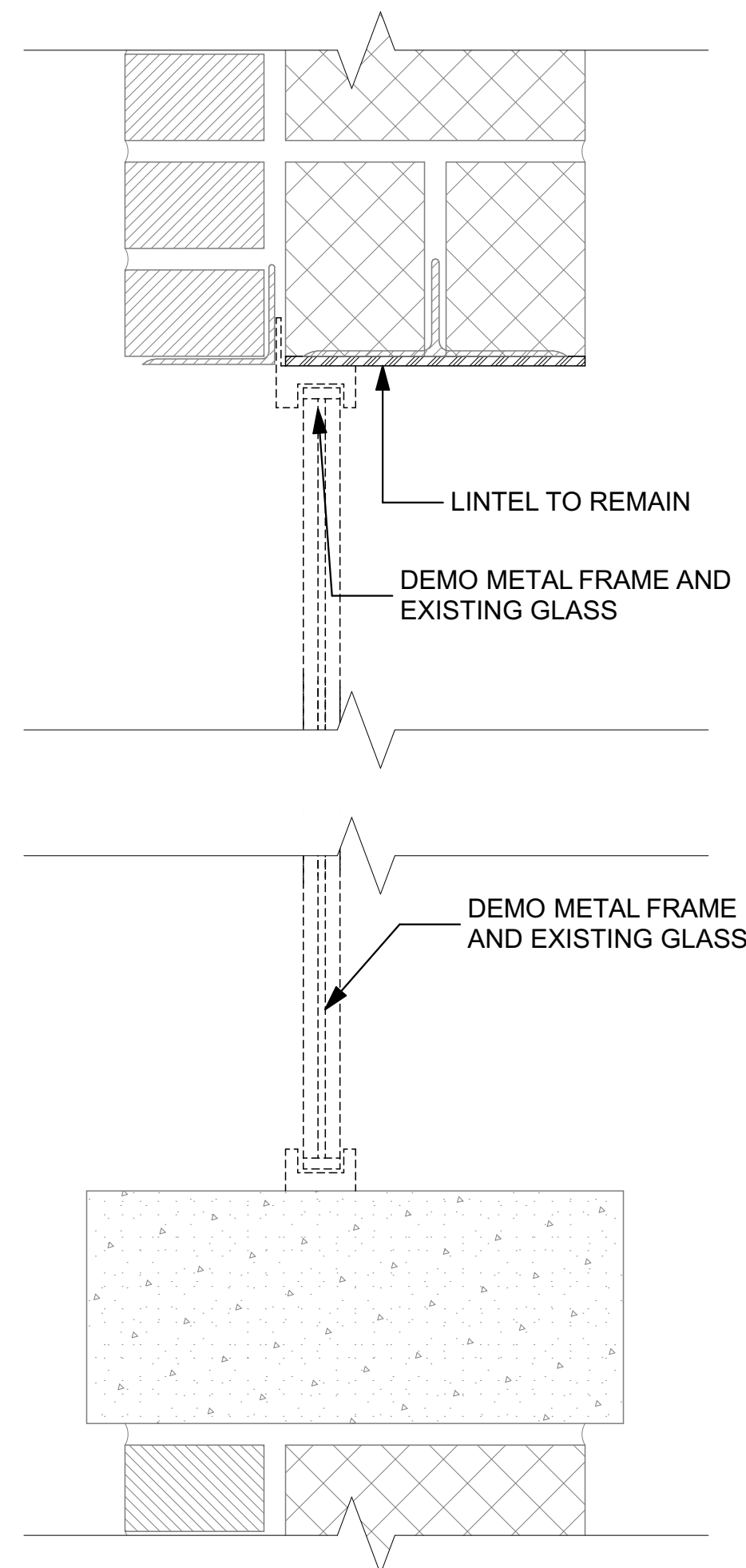
- PROTECT FINISHES TO REMAIN DURING DEMOLITION. CONTRACTOR WILL BE RESPONSIBLE FOR RESTORING FINISHES TO ORIGINAL CONDITION UNLESS OTHERWISE INDICATED.



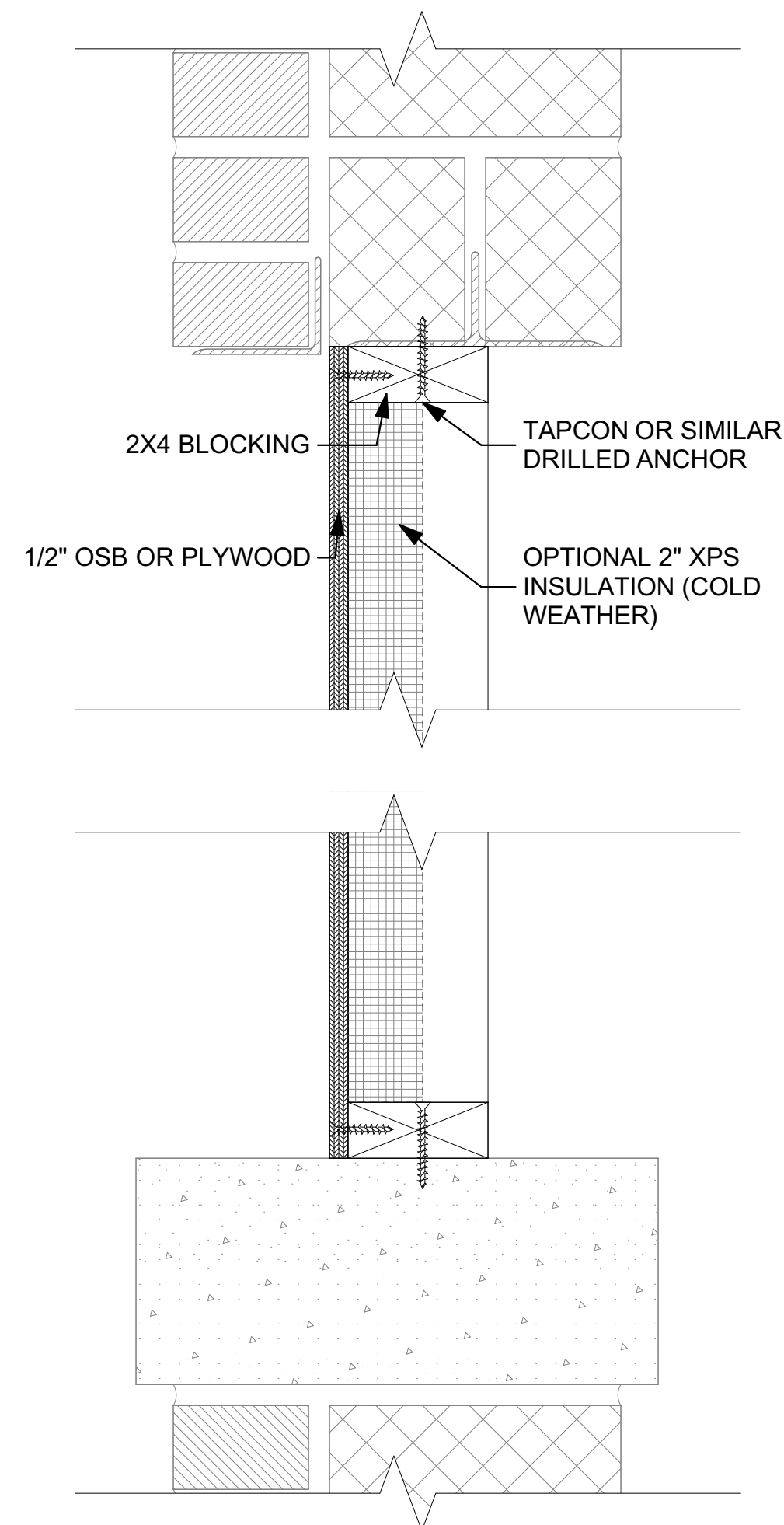
4 BRICK JAMB DEMOLITION DETAIL
SCALE: 3" = 1'-0"



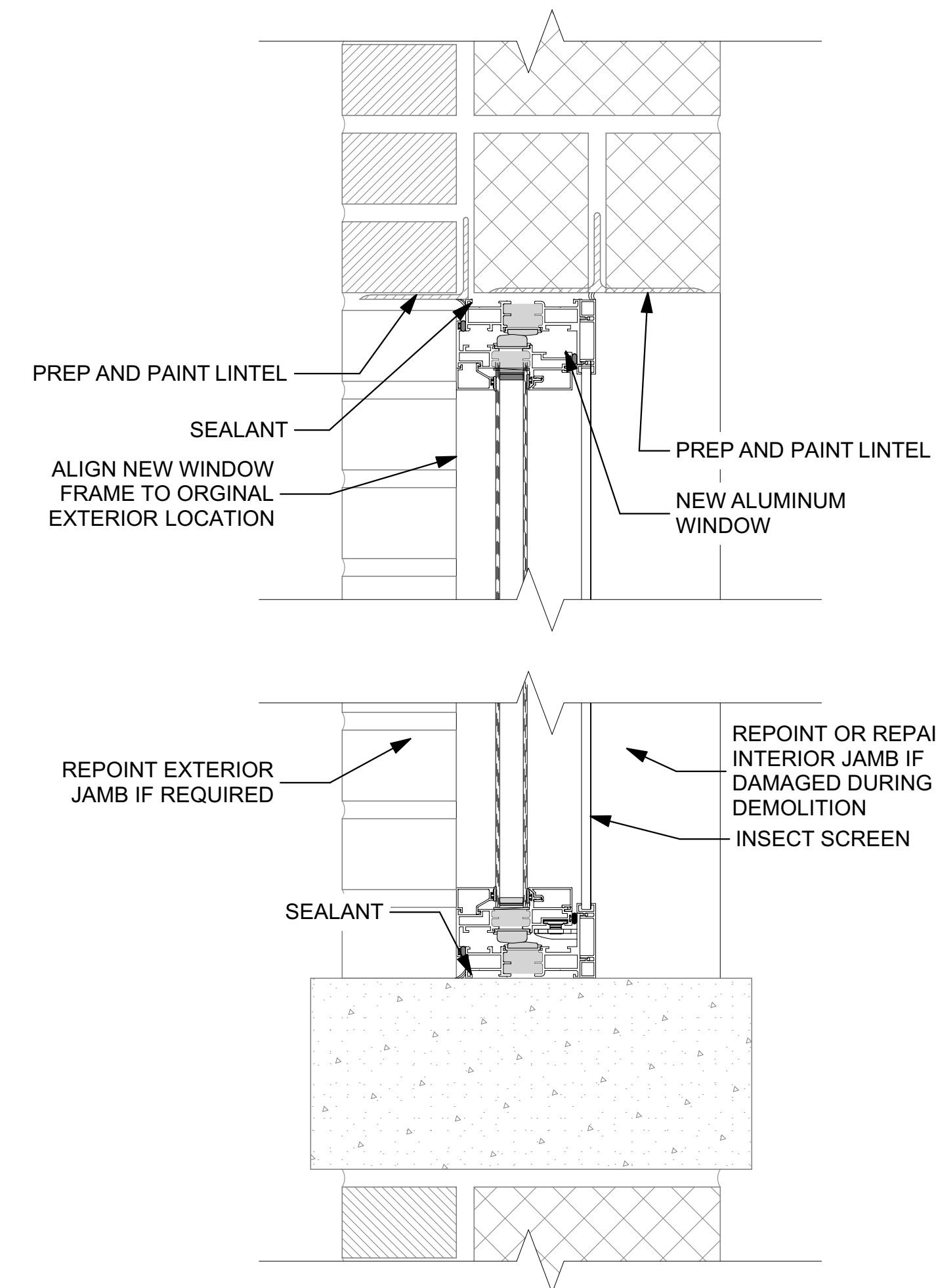
5 BRICK JAMB DETAIL
SCALE: 3" = 1'-0"




1 BRICK DEMOLITION SECTION
SCALE: 3" = 1'-0"



2 TEMPORARY INFILL DETAIL
SCALE: 3" = 1'-0"



3 BRICK WINDOW DETAIL
SCALE: 3" = 1'-0"



ISSUED FOR BIDDING AND CONSTRUCTION

MARK	DATE	DESCRIPTION

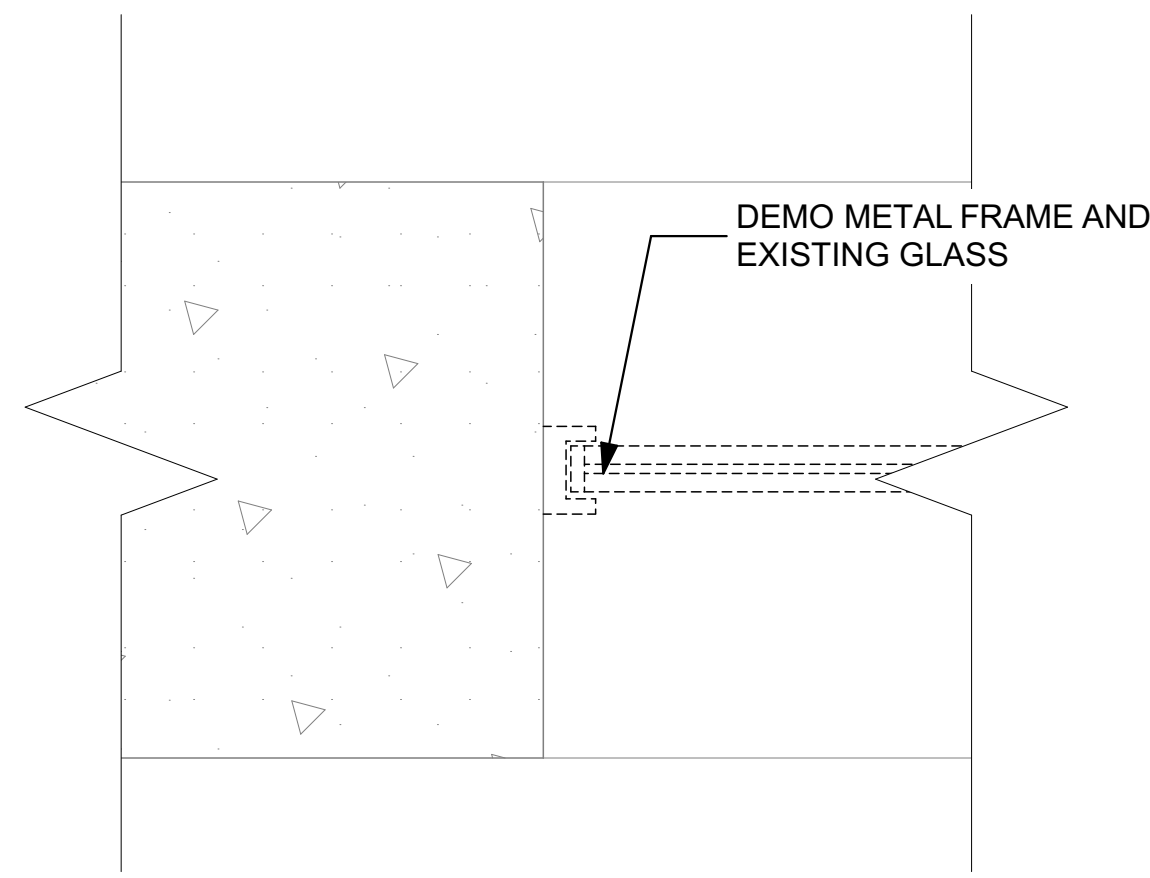
PROJECT NO: **G25-001**
DATE: **3/30/2025**
DRAWN BY: **MSN**
COPYRIGHT

SHEET TITLE
APPLIANCE SHOP WINDOW DETAILS

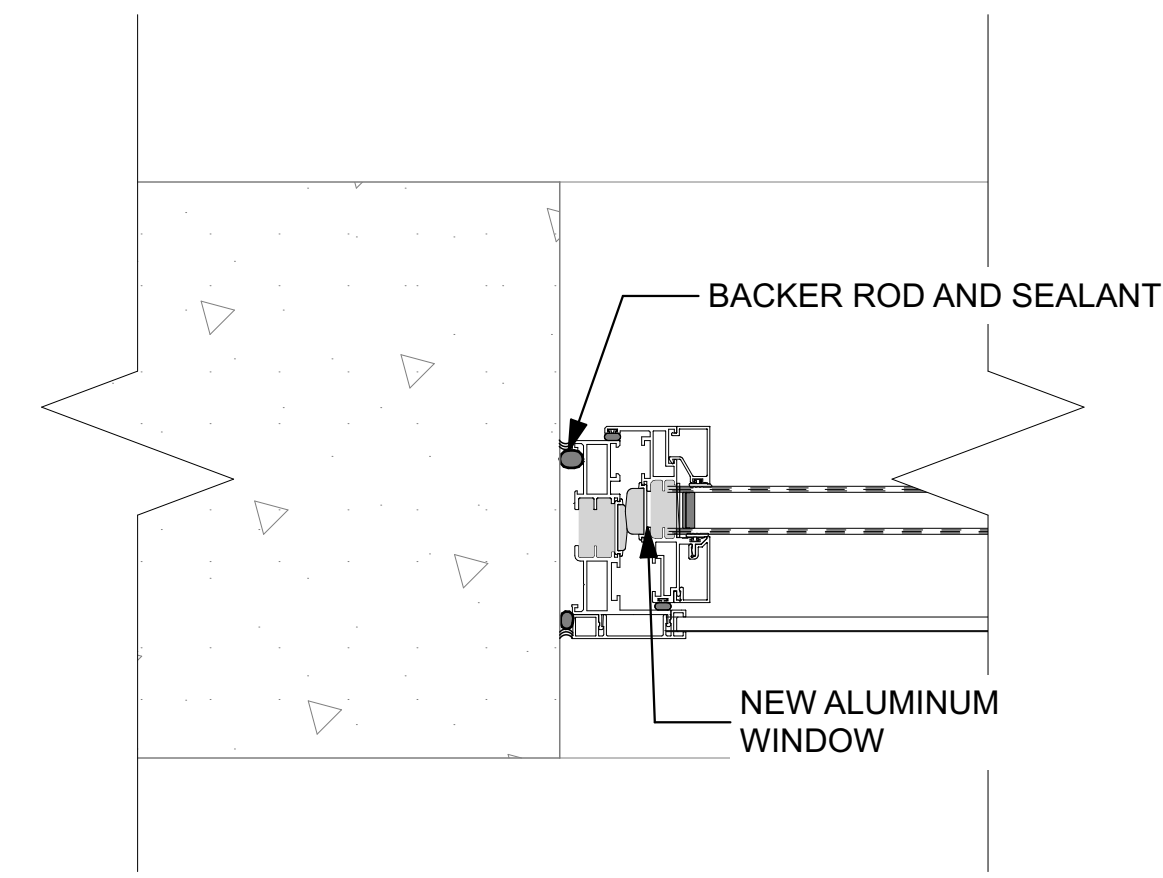
C:\Users\miken\Horizon Architecture\Horizon Architecture - Documents\Projects\General Projects\G25-001 - DAS MPCF Tuckpoint and Windows\1 - Model and Design\MPCF Window Replacements.pln

GENERAL NOTE

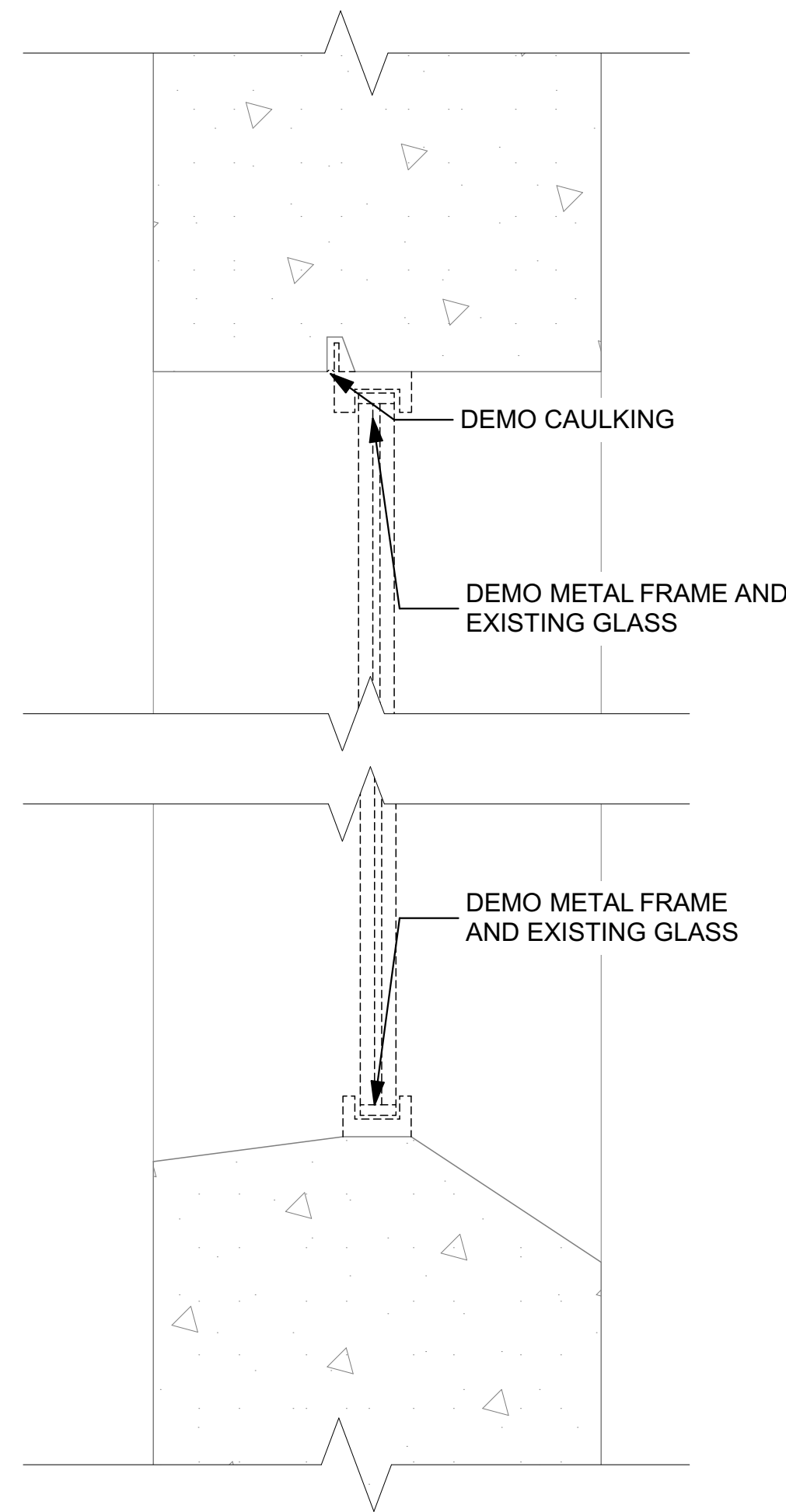
- PROTECT FINISHES TO REMAIN DURING DEMOLITION. CONTRACTOR WILL BE RESPONSIBLE FOR RESTORING FINISHES TO ORIGINAL CONDITION UNLESS OTHERWISE INDICATED.



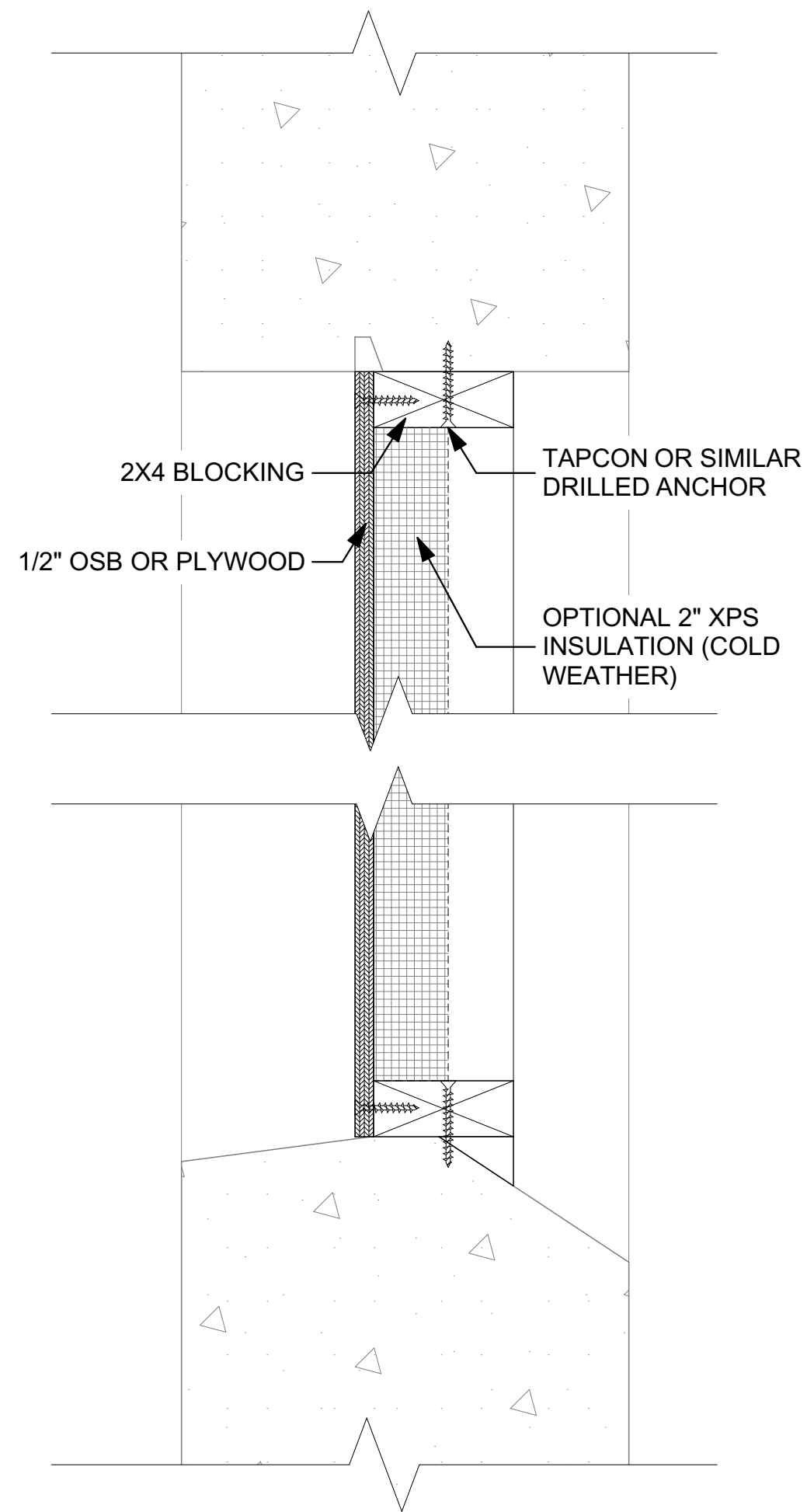
3 CONCRETE JAMB DEMOLITION DETAIL
SCALE: 3" = 1'-0"
0 3" 6" 9"



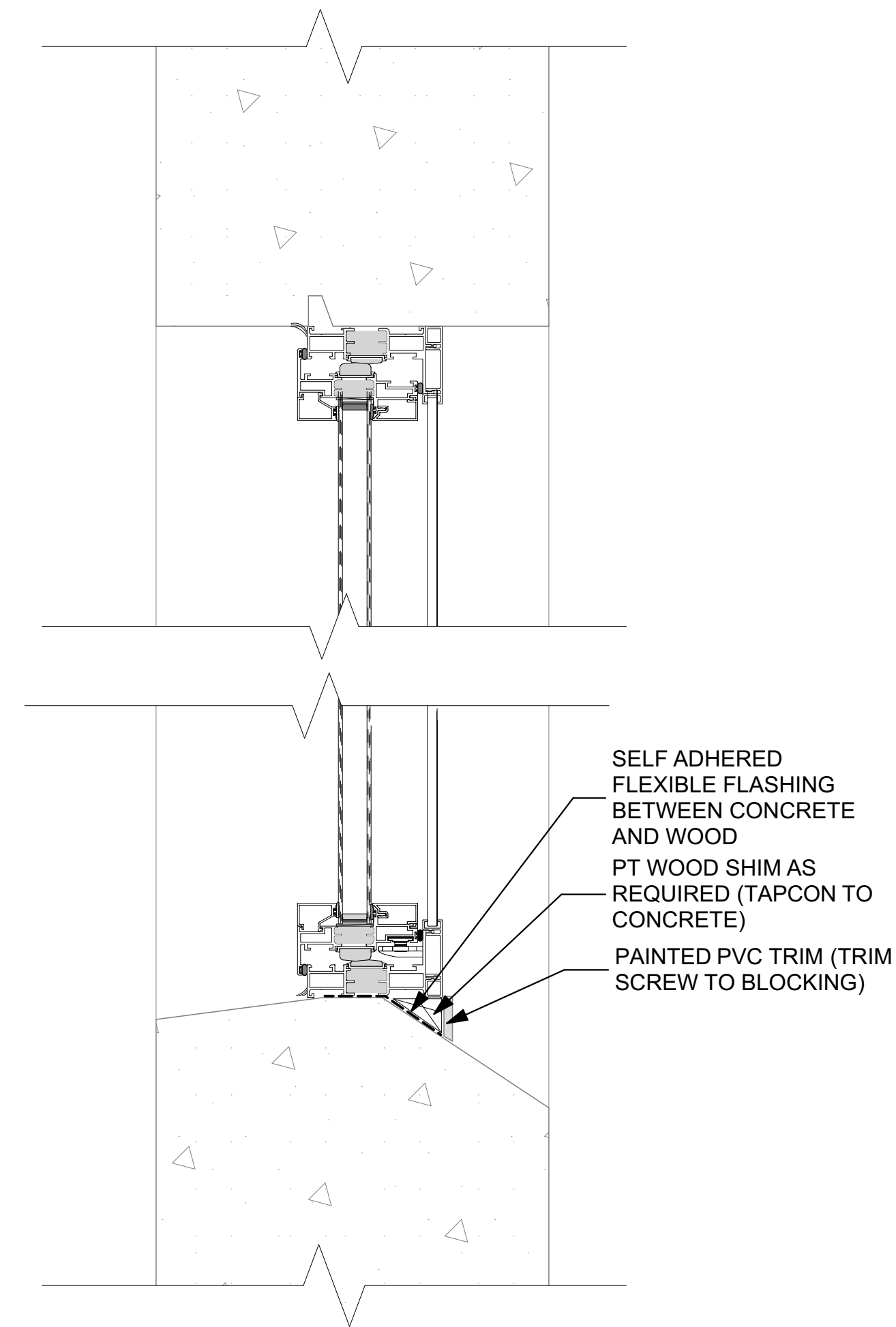
4 CONCRETE JAMB DETAIL
SCALE: 3" = 1'-0"
0 3" 6" 9"




1 CONCRETE DEMOLITION SECTION
SCALE: 3" = 1'-0"
0 3" 6" 9"



2 TEMPORARY INFILL DETAIL
SCALE: 3" = 1'-0"
0 3" 6" 9"



5 CONCRETE WINDOW DETAIL
SCALE: 3" = 1'-0"
0 3" 6" 9"



9443.00 DOC MPCF Appliance Shop, Powerhouse, Carpentry, and Paint Shop Window Replacement
1200 EAST WASHINGTON STREET
MOUNT PLEASANT, IA 52641

MARK	DATE	DESCRIPTION

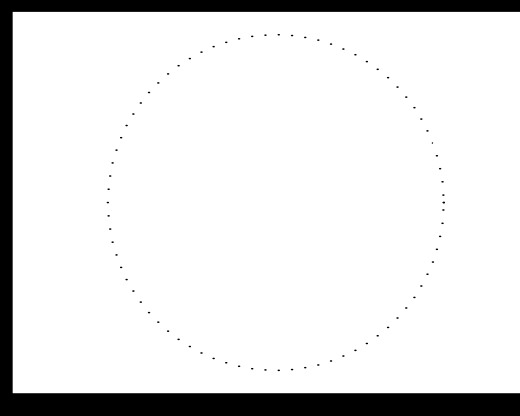
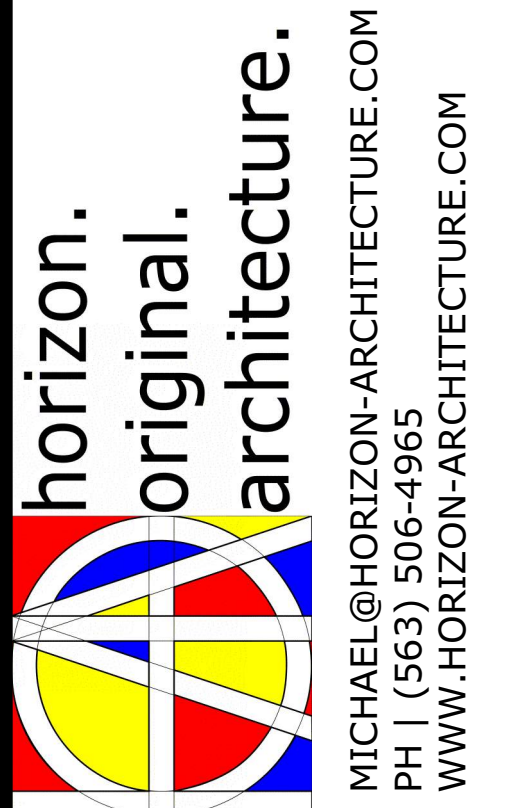
PROJECT NO: **G25-001**
DATE: **3/30/2025**
DRAWN BY: **MSN**
COPYRIGHT

SHEET TITLE
APPLIANCE SHOP WINDOW DETAILS 2

A-15

ISSUED FOR BIDDING AND CONSTRUCTION

C:\Users\miken\Horizon Architecture\Horizon Architecture - Documents\Projects\General Projects\G25-001 DAS MPCF Tuckpoint and Windows\1 - Model and Design\MPCF Window Replacements.pln



9443.00 DOC MPCF Appliance Shop, Powerhouse, Carpentry, and Paint Shop Window Replacement
1200 EAST WASHINGTON STREET
MOUNT PLEASANT, IA 52641

MARK	DATE	DESCRIPTION

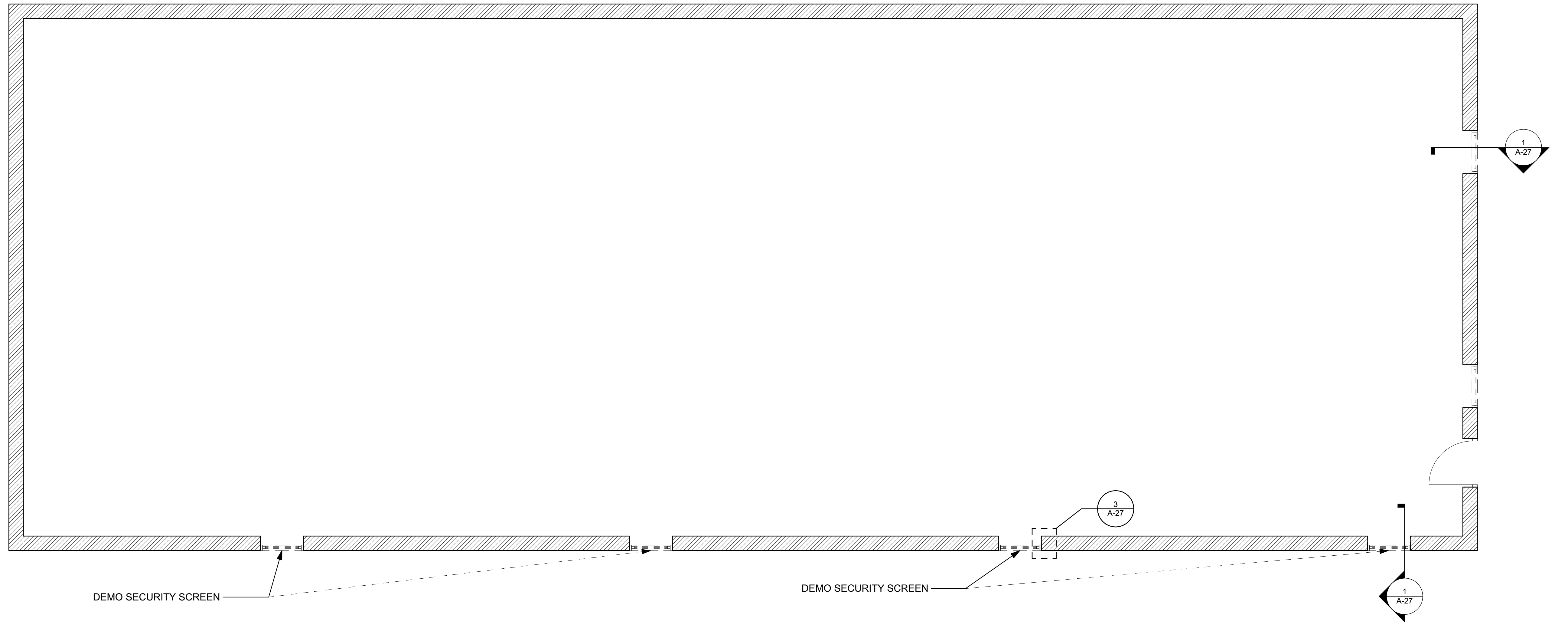
PROJECT NO: **G25-001**
DATE: **3/30/2025**
DRAWN BY: **MSN**
COPYRIGHT

SHEET TITLE
CARPENTRY SHOP DEMOLITION LOWER PLAN

A-16

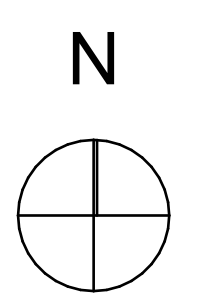
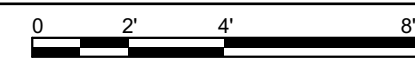
GENERAL DEMOLITION NOTES

- 1) PROTECT SURROUNDING INTERIOR AND EXTERIOR FINISHES TO REMAIN
- 2) PROVIDE TEMPORARY DUST PROTECTION AS REQUIRED. PROTECT EXISTING SPACES AND EQUIPMENT. COORDINATE EXTENTS OF DUST PROTECTION REQUIRED WITH OWNER IN FIELD
- 3) INSTALL TEMPORARY OPENING INFILL IF UNABLE TO INSTALL NEW UNIT SAME DAY AS EXISTING UNIT REMOVAL
- 4) TEMPORARY PROTECTION TO PROVIDE ADEQUATE WEATHER PROTECTION TO PROTECT INTERIOR SPACES UNTIL NEW UNIT IS INSTALLED
- 5) COORDINATE PROTECTION, COVERING AND UNCOVERING OF FIRE AND SMOKE DETECTION DEVICES WITH OWNER



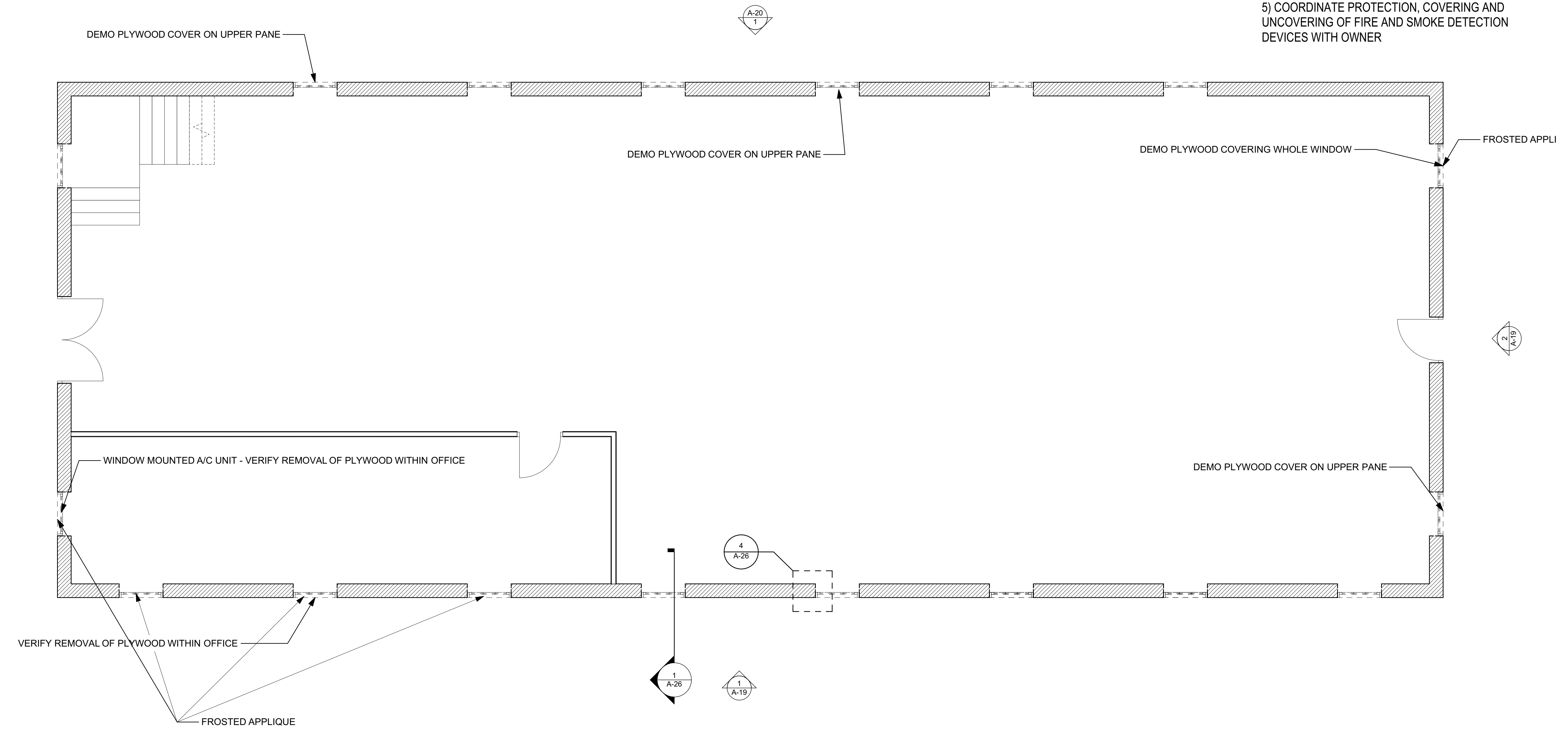
1 CARPENTRY SHOP DEMOLITION LOWER PLAN

SCALE: 1/4" = 1'-0"



ISSUED FOR BIDDING AND CONSTRUCTION

C:\Users\miken\Horizon Architecture\Documents\Projects\General Projects\G25-001 DAS MPCF Tuckpoint and Windows\1 - Model and Design\MPCF Window Replacements.pln



GENERAL DEMOLITION NOTES

- 1) PROTECT SURROUNDING INTERIOR AND EXTERIOR FINISHES TO REMAIN
- 2) PROVIDE TEMPORARY DUST PROTECTION AS REQUIRED. PROTECT EXISTING SPACES AND EQUIPMENT. COORDINATE EXTENTS OF DUST PROTECTION REQUIRED WITH OWNER IN FIELD
- 3) INSTALL TEMPORARY OPENING INFILL IF UNABLE TO INSTALL NEW UNIT SAME DAY AS EXISTING UNIT REMOVAL
- 4) TEMPORARY PROTECTION TO PROVIDE ADEQUATE WEATHER PROTECTION TO PROTECT INTERIOR SPACES UNTIL NEW UNIT IS INSTALLED
- 5) COORDINATE PROTECTION, COVERING AND UNCOVERING OF FIRE AND SMOKE DETECTION DEVICES WITH OWNER

horizon.
original.
architecture.

MICHAEL@HORIZON-ARCHITECTURE.COM
PH 1 (563) 506-4965
WWW.HORIZON-ARCHITECTURE.COM

9443.00 DOC MPCF Appliance Shop, Powerhouse, Carpentry, and Paint Shop Window Replacement

1200 EAST WASHINGTON STREET
MOUNT PLEASANT, IA 52641

ISSUED FOR BIDDING AND CONSTRUCTION

ADDENDUM 1	MARK	DATE	DESCRIPTION
1		11/7/23	

PROJECT NO: **G25-001**
 DATE: **3/30/2025**
 DRAWN BY: **MSN**
 COPYRIGHT

SHEET TITLE
CARPENTRY SHOP DEMOLITION MAIN PLAN

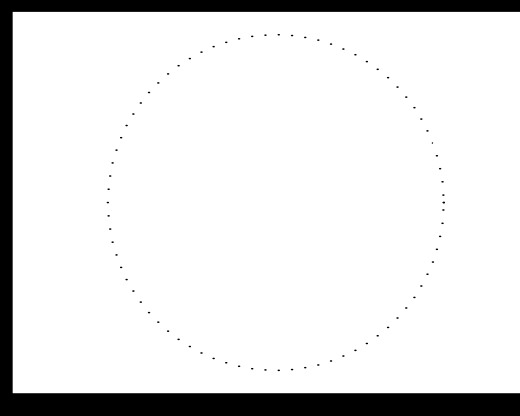
A-17

1 CARPENTRY SHOP DEMOLITION MAIN PLAN
 SCALE: 1/4" = 1'-0"

C:\Users\miken\Horizon Architecture\Documents\Projects\General Projects\G25-001 DAS MPCF Tuckpoint and Windows\1 - Model and Design\MPCF Window Replacements.pln

horizon.
original.
architecture.

MICHAEL@HORIZON-ARCHITECTURE.COM
PH 1 (563) 506-4965
WWW.HORIZON-ARCHITECTURE.COM



9443.00 DOC MPCF Appliance Shop, Powerhouse, Carpentry, and Paint Shop Window Replacement

1200 EAST WASHINGTON STREET
MOUNT PLEASANT, IA 52641

MARK	DATE	DESCRIPTION

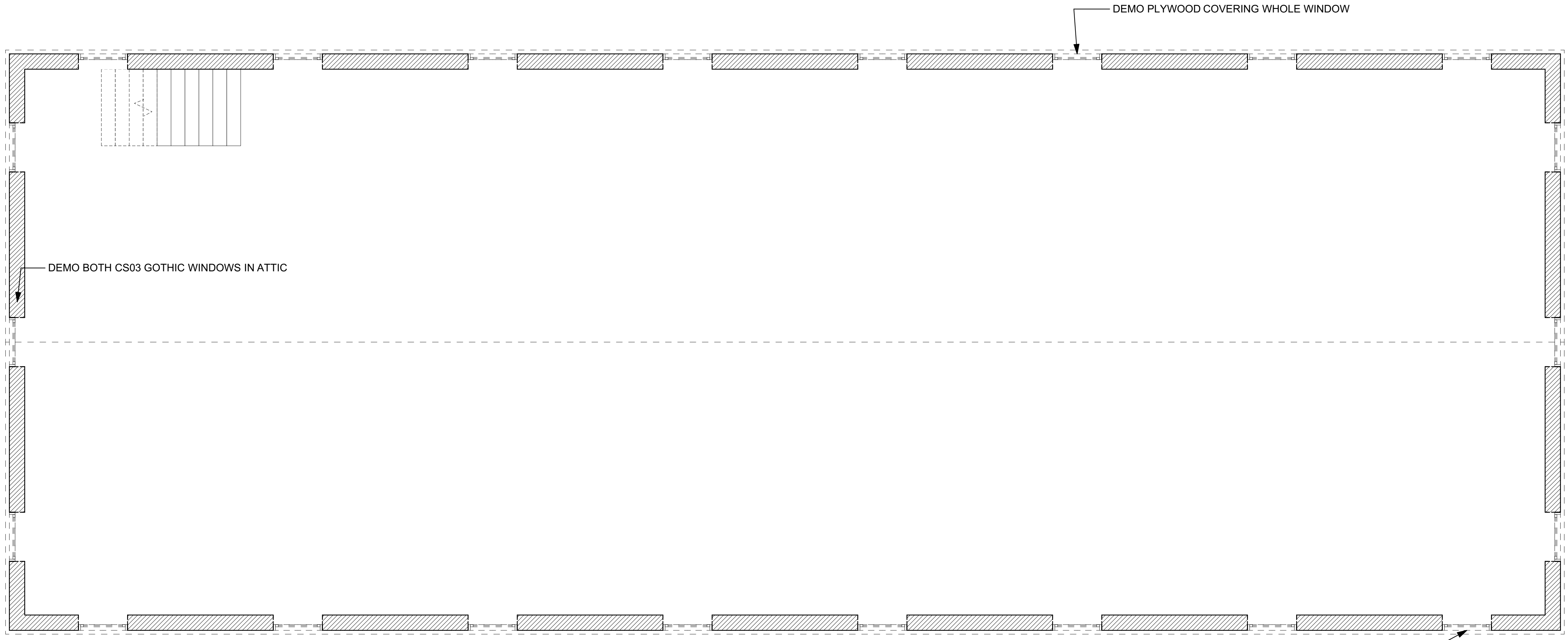
PROJECT NO: **G25-001**
DATE: **3/30/2025**
DRAWN BY: **MSN**
COPYRIGHT

SHEET TITLE
CARPENTRY SHOP DEMOLITION UPPER PLAN

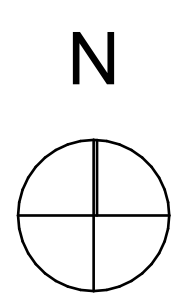
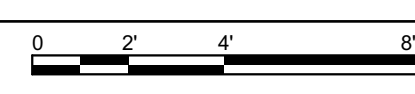
A-18

GENERAL DEMOLITION NOTES

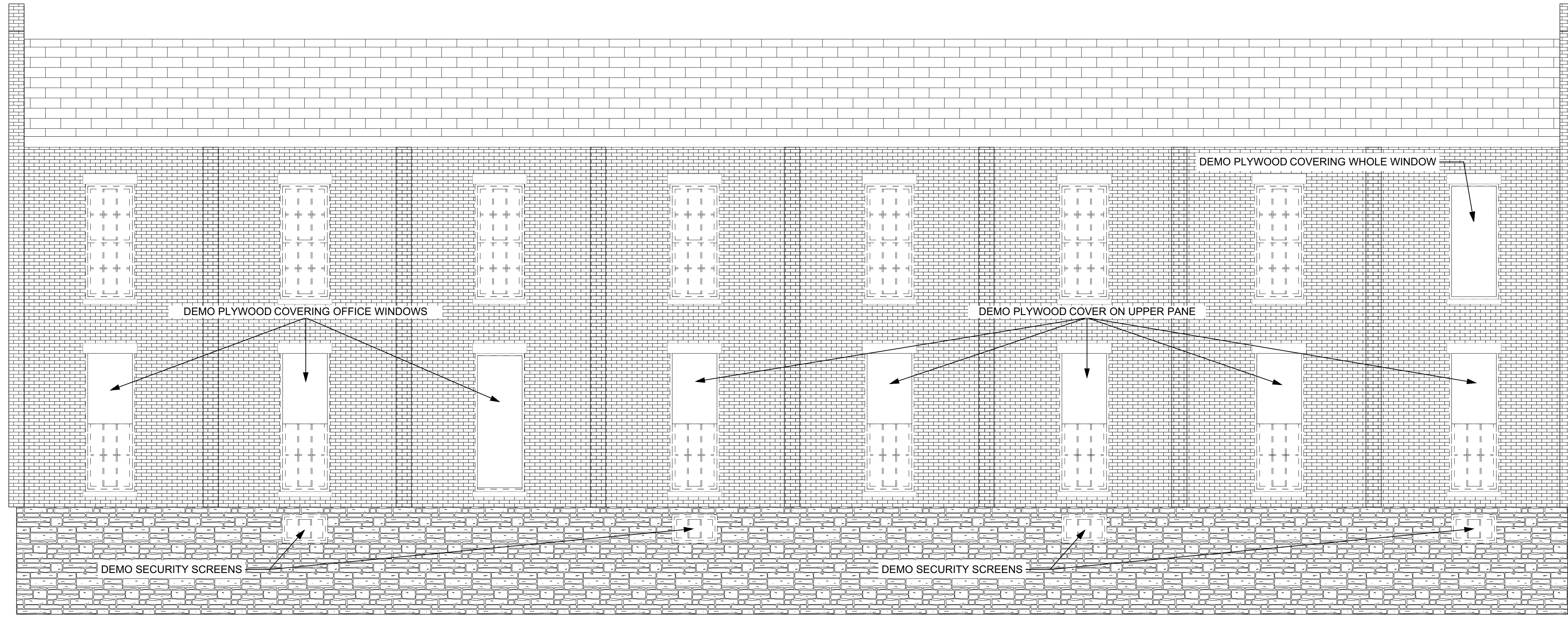
- 1) PROTECT SURROUNDING INTERIOR AND EXTERIOR FINISHES TO REMAIN
- 2) PROVIDE TEMPORARY DUST PROTECTION AS REQUIRED. PROTECT EXISTING SPACES AND EQUIPMENT. COORDINATE EXTENTS OF DUST PROTECTION REQUIRED WITH OWNER IN FIELD
- 3) INSTALL TEMPORARY OPENING INFILL IF UNABLE TO INSTALL NEW UNIT SAME DAY AS EXISTING UNIT REMOVAL
- 4) TEMPORARY PROTECTION TO PROVIDE ADEQUATE WEATHER PROTECTION TO PROTECT INTERIOR SPACES UNTIL NEW UNIT IS INSTALLED
- 5) COORDINATE PROTECTION, COVERING AND UNCOVERING OF FIRE AND SMOKE DETECTION DEVICES WITH OWNER



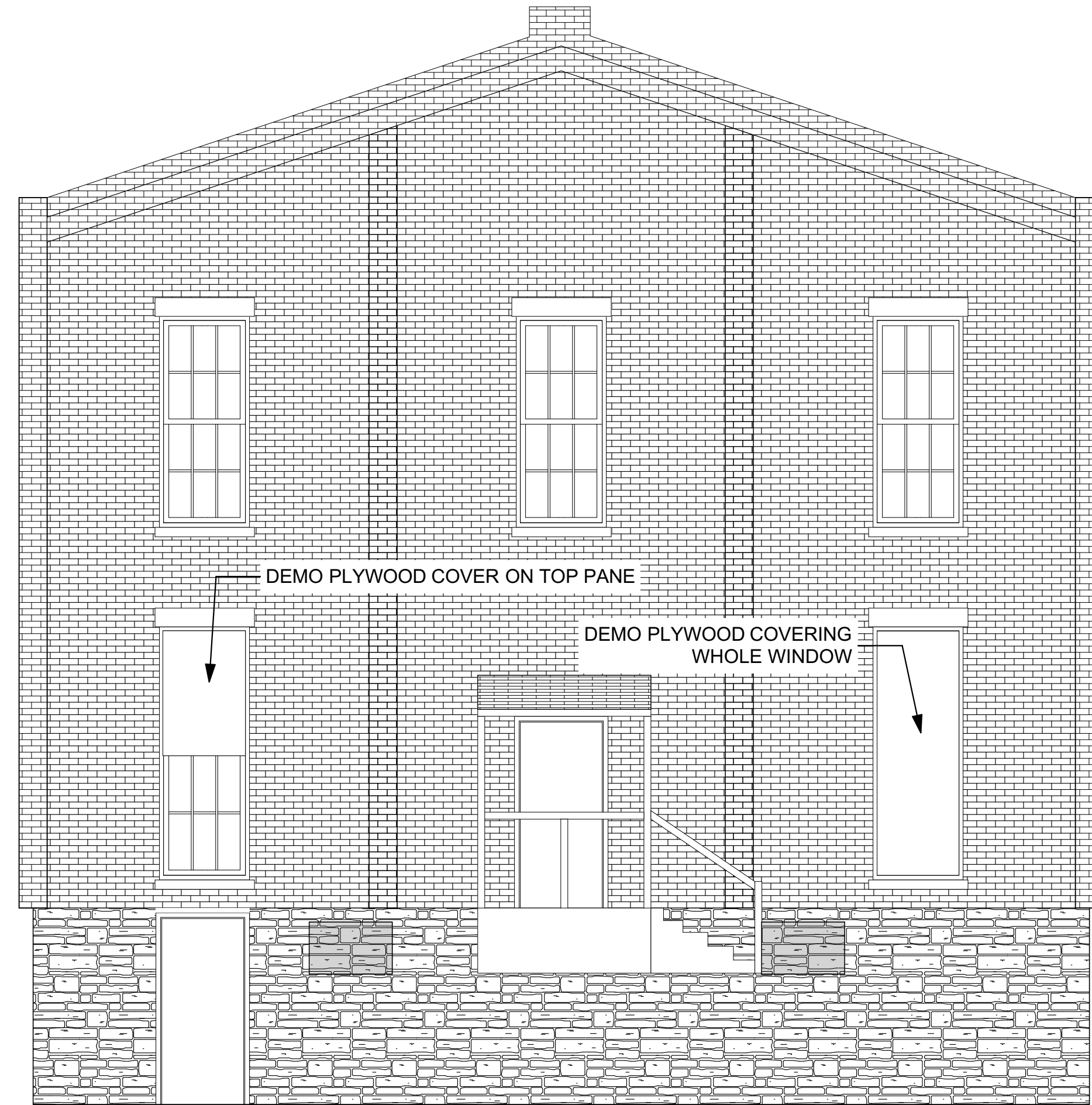
1 CARPENTRY SHOP DEMOLITION UPPER PLAN
SCALE: 1/4" = 1'-0"



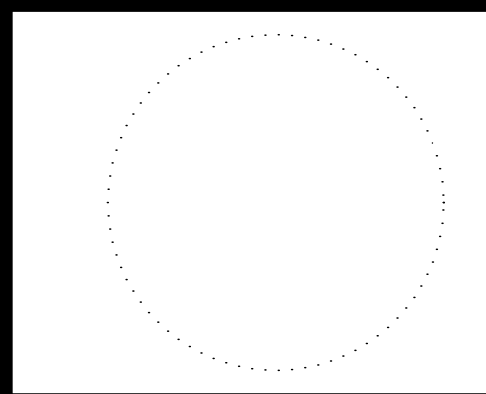
ISSUED FOR BIDDING AND CONSTRUCTION



1 CARPENTERY SHOP SOUTH DEMOLITION ELEVATION
SCALE: 1/4" = 1'-0"



2 CARPENTERY SHOP EAST DEMOLITION ELEVATION
SCALE: 1/4" = 1'-0"



**9443.00 DOC MPCF Appliance
Shop, Powerhouse, Carpentry,
and Paint Shop Window
Replacement**
1200 EAST WASHINGTON STREET
MOUNT PLEASANT, IA 52641

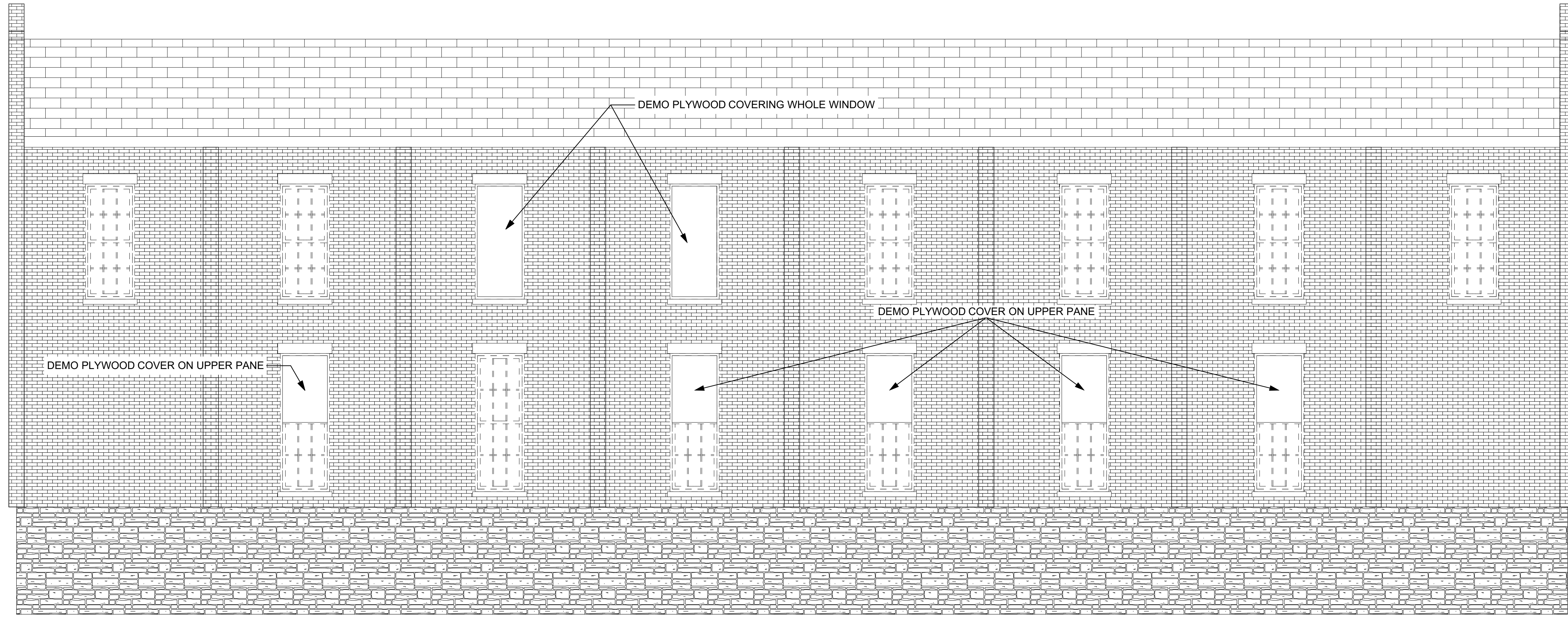
ISSUED FOR BIDDING AND CONSTRUCTION

MARK	DATE	DESCRIPTION

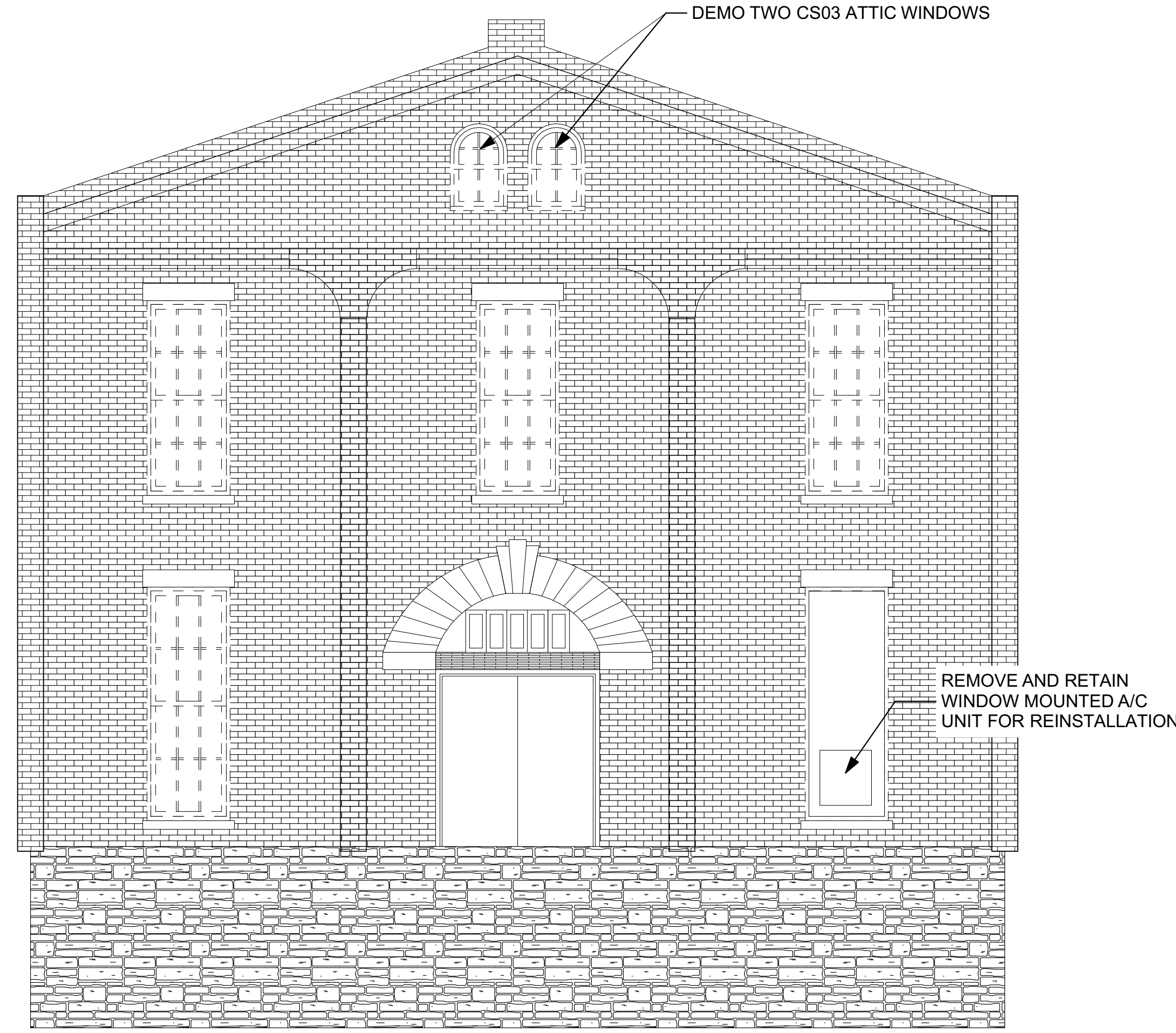
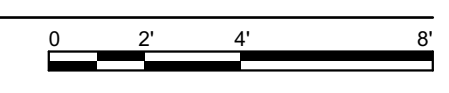
PROJECT NO: **G25-001**
DATE: **3/30/2025**
DRAWN BY: **MSN**
COPYRIGHT

SHEET TITLE
CARPENTERY SHOP DEMO ELEVATIONS

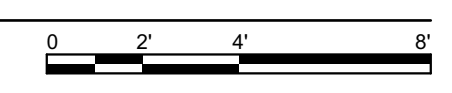
A-19



1 CARPENTERY SHOP NORTH DEMOLITION ELEVATION
SCALE: 1/4" = 1'-0"



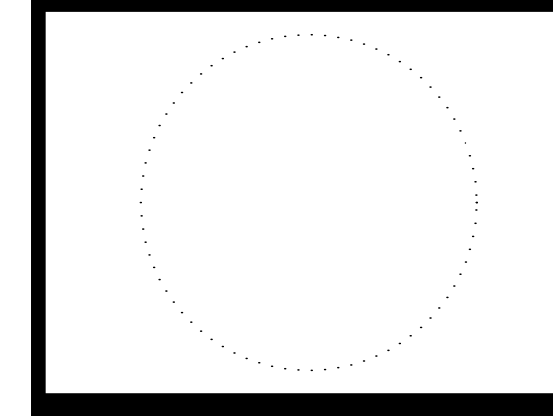
2 CARPENTERY SHOP WEST DEMOLITION ELEVATION
SCALE: 1/4" = 1'-0"



ISSUED FOR BIDDING AND CONSTRUCTION

horizon.
original.
architecture.

MICHAEL@HORIZON-ARCHITECTURE.COM
PH 1 (563) 506-4965
WWW.HORIZON-ARCHITECTURE.COM



**9443.00 DOC MPCF Appliance
Shop, Powerhouse, Carpentry,
and Paint Shop Window
Replacement**

1200 EAST WASHINGTON STREET
MOUNT PLEASANT, IA 52641

MARK	DATE	DESCRIPTION

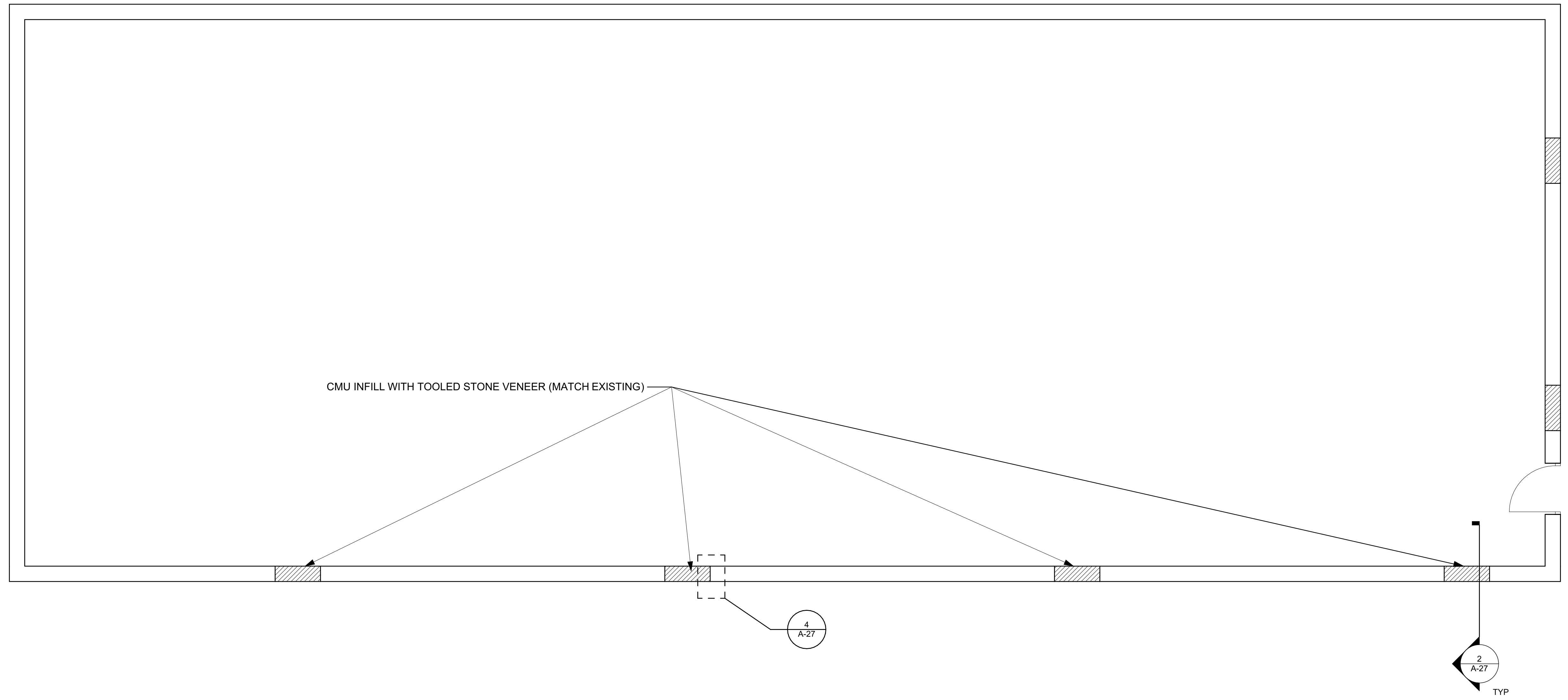
PROJECT NO: **G25-001**
DATE: **3/30/2025**
DRAWN BY: **MSN**
COPYRIGHT

SHEET TITLE
**CARPENTERY
SHOP DEMO
ELEVATIONS 2**

A-20

C:\Users\miken\Horizon Architecture - Documents\Projects\General Projects\G25-001 DAS MPCF Tuckpoint and Windows\1 - Model and Design\MPCF Window Replacements.pln

WINDOW SCHEDULE						
ID	Quantity	Width (Nominal)	Height (Nominal)	Type	NOTES	3D Front View
CS01	13	3'-2"	9'	SINGLE HUNG	BRICK INTERIOR TO BRICK EXTERIOR FINISH	
CS01A	5	3'-2"	9'	SINGLE HUNG	BRICK INTERIOR TO BRICK EXTERIOR FINISH. PROVIDE MANUFACTURER INSTALLED FROSTED APPLIQUE.	
CS02	22	3'-2"	7'-6"	SINGLE HUNG	BRICK INTERIOR TO BRICK EXTERIOR FINISH	
CS03	2	2'-2"	3'-4"	SINGLE HUNG	BRICK INTERIOR TO BRICK EXTERIOR FINISH	

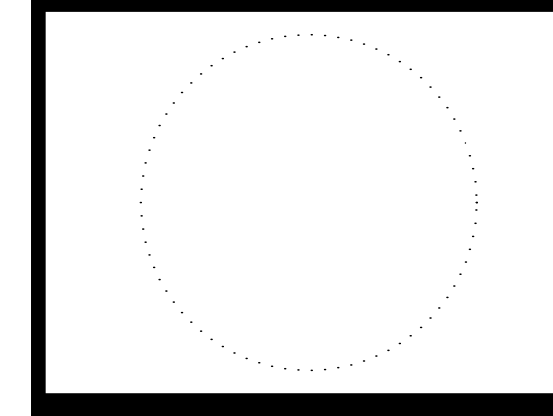


1 CARPENTRY SHOP LOWER PLAN
SCALE: 1/4" = 1'-0"

ISSUED FOR BIDDING AND CONSTRUCTION

horizon.
original.
architecture.

MICHAEL@HORIZON-ARCHITECTURE.COM
PH 1 (563) 506-4965
WWW.HORIZON-ARCHITECTURE.COM



9443.00 DOC MPCF Appliance Shop, Powerhouse, Carpentry, and Paint Shop Window Replacement

1200 EAST WASHINGTON STREET
MOUNT PLEASANT, IA 52641

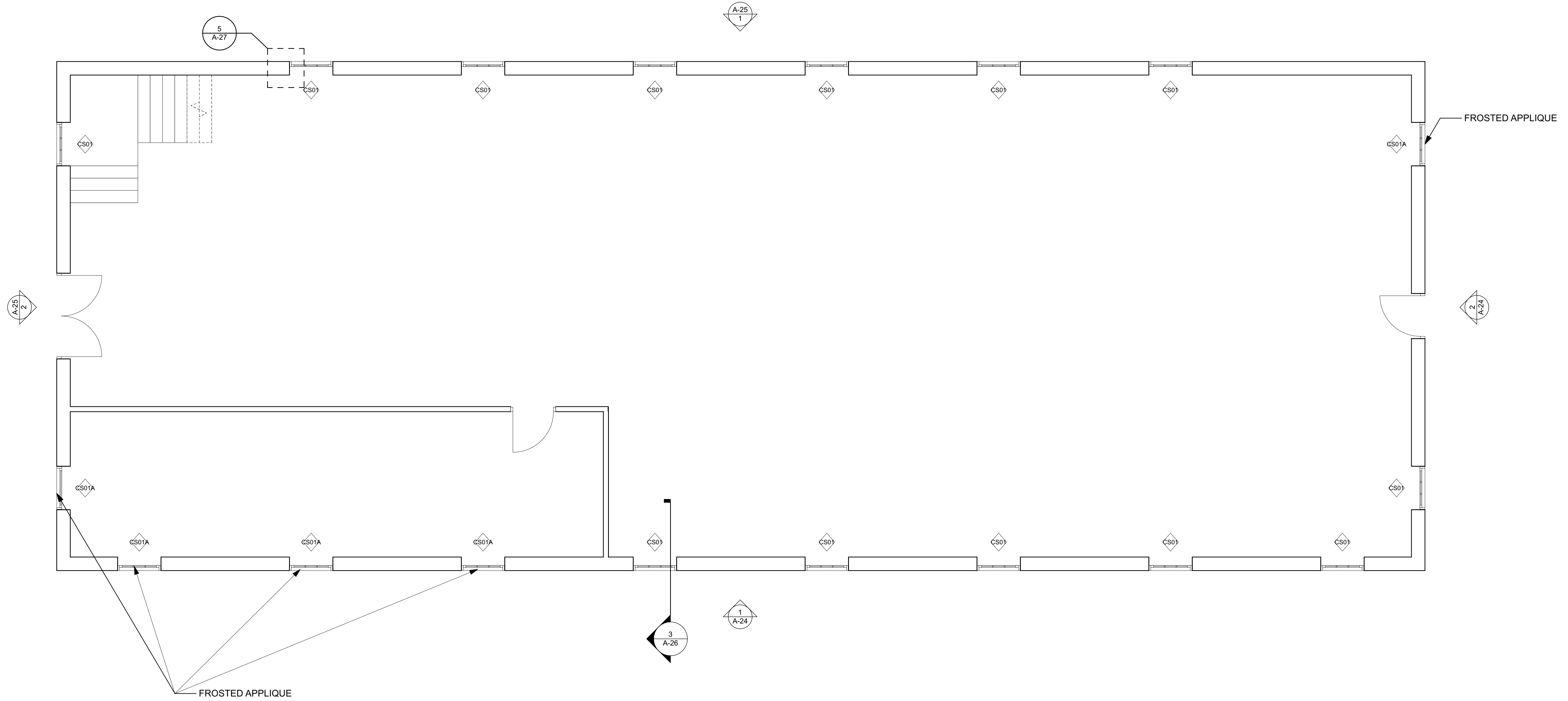
MARK	DATE	DESCRIPTION

PROJECT NO: **G25-001**
DATE: **3/30/2025**
DRAWN BY: **MSN**
COPYRIGHT

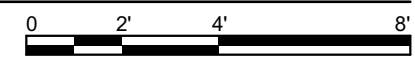
SHEET TITLE
CARPENTRY SHOP LOWER PLAN

A-21

WINDOW SCHEDULE						
ID	Quantity	Width (Nominal)	Height (Nominal)	Type	NOTES	3D Front View
CS01	13	3'-2"	9'	SINGLE HUNG	BRICK INTERIOR TO BRICK EXTERIOR FINISH	
CS01A	5	3'-2"	9'	SINGLE HUNG	BRICK INTERIOR TO BRICK EXTERIOR FINISH. PROVIDE MANUFACTURER INSTALLED FROSTED APPLIQUE.	
CS02	22	3'-2"	7'-6"	SINGLE HUNG	BRICK INTERIOR TO BRICK EXTERIOR FINISH	
CS03	2	2'-2"	3'-4"	SINGLE HUNG	BRICK INTERIOR TO BRICK EXTERIOR FINISH	



1 CARPENTRY SHOP MAIN PLAN
SCALE: 1/4" = 1'-0"



ISSUED FOR BIDDING AND CONSTRUCTION

9443.00 DOC MPCF Appliance Shop, Powerhouse, Carpentry, and Paint Shop Window Replacement
1200 EAST WASHINGTON STREET
MOUNT PLEASANT, IA 52641

MARK	DATE	DESCRIPTION

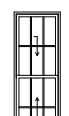
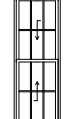
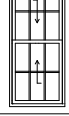

PROJECT NO: **G25-001**
DATE: **3/30/2025**
DRAWN BY: **MSN**
COPYRIGHT

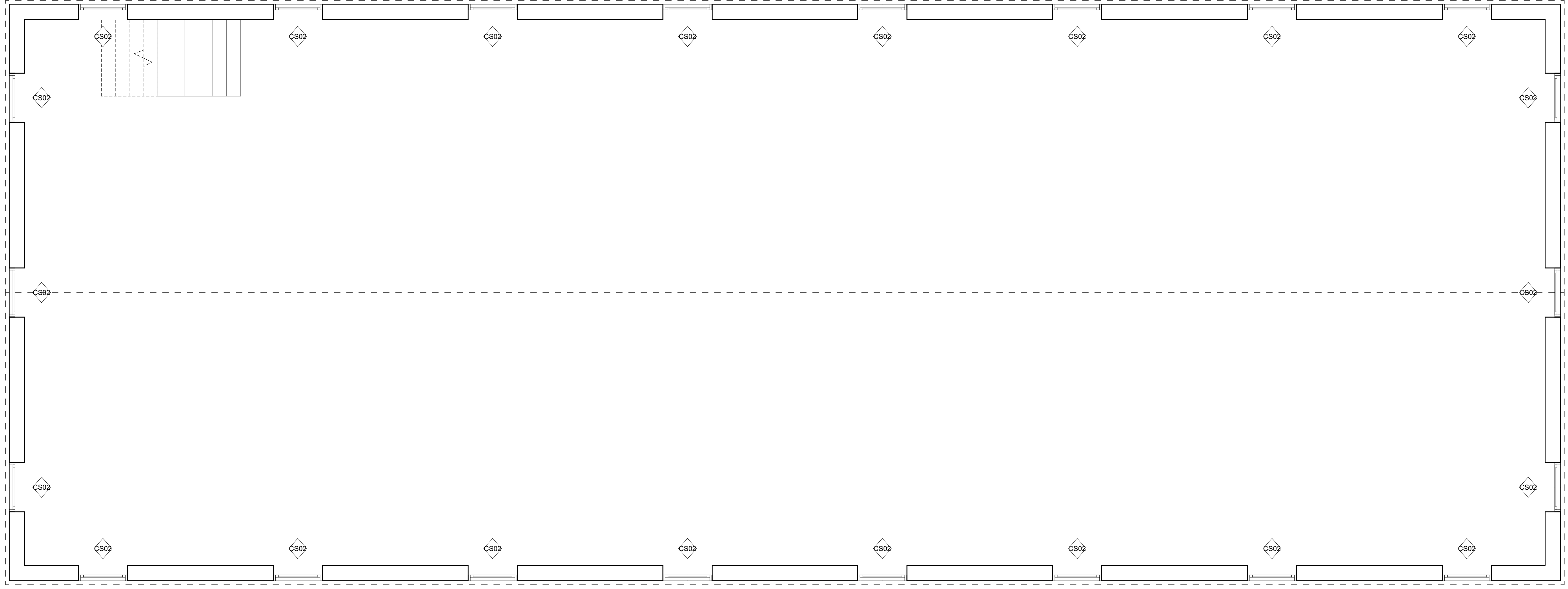
SHEET TITLE
CARPENTRY SHOP MAIN PLAN

A-22

horizon.
original.
architecture.

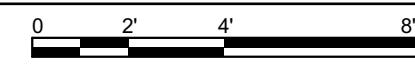
MICHAEL@HORIZON-ARCHITECTURE.COM
PH 1 (563) 506-4965
WWW.HORIZON-ARCHITECTURE.COM

WINDOW SCHEDULE						
ID	Quantity	Width (Nominal)	Height (Nominal)	Type	NOTES	3D Front View
CS01	13	3'-2"	9'	SINGLE HUNG	BRICK INTERIOR TO BRICK EXTERIOR FINISH	
CS01A	5	3'-2"	9'	SINGLE HUNG	BRICK INTERIOR TO BRICK EXTERIOR FINISH. PROVIDE MANUFACTURER INSTALLED FROSTED APPLIQUE.	
CS02	22	3'-2"	7'-6"	SINGLE HUNG	BRICK INTERIOR TO BRICK EXTERIOR FINISH	
CS03	2	2'-2"	3'-4"	SINGLE HUNG	BRICK INTERIOR TO BRICK EXTERIOR FINISH	



1 CARPENTRY SHOP UPPER PLAN

SCALE: 1/4" = 1'-0"



ISSUED FOR BIDDING AND CONSTRUCTION

9443.00 DOC MPCF Appliance Shop, Powerhouse, Carpentry, and Paint Shop Window Replacement
 1200 EAST WASHINGTON STREET
 MOUNT PLEASANT, IA 52641

MARK	DATE	DESCRIPTION

PROJECT NO: **G25-001**
 DATE: **3/30/2025**
 DRAWN BY: **MSN**
 COPYRIGHT

SHEET TITLE
CARPENTRY SHOP UPPER PLAN

A-23

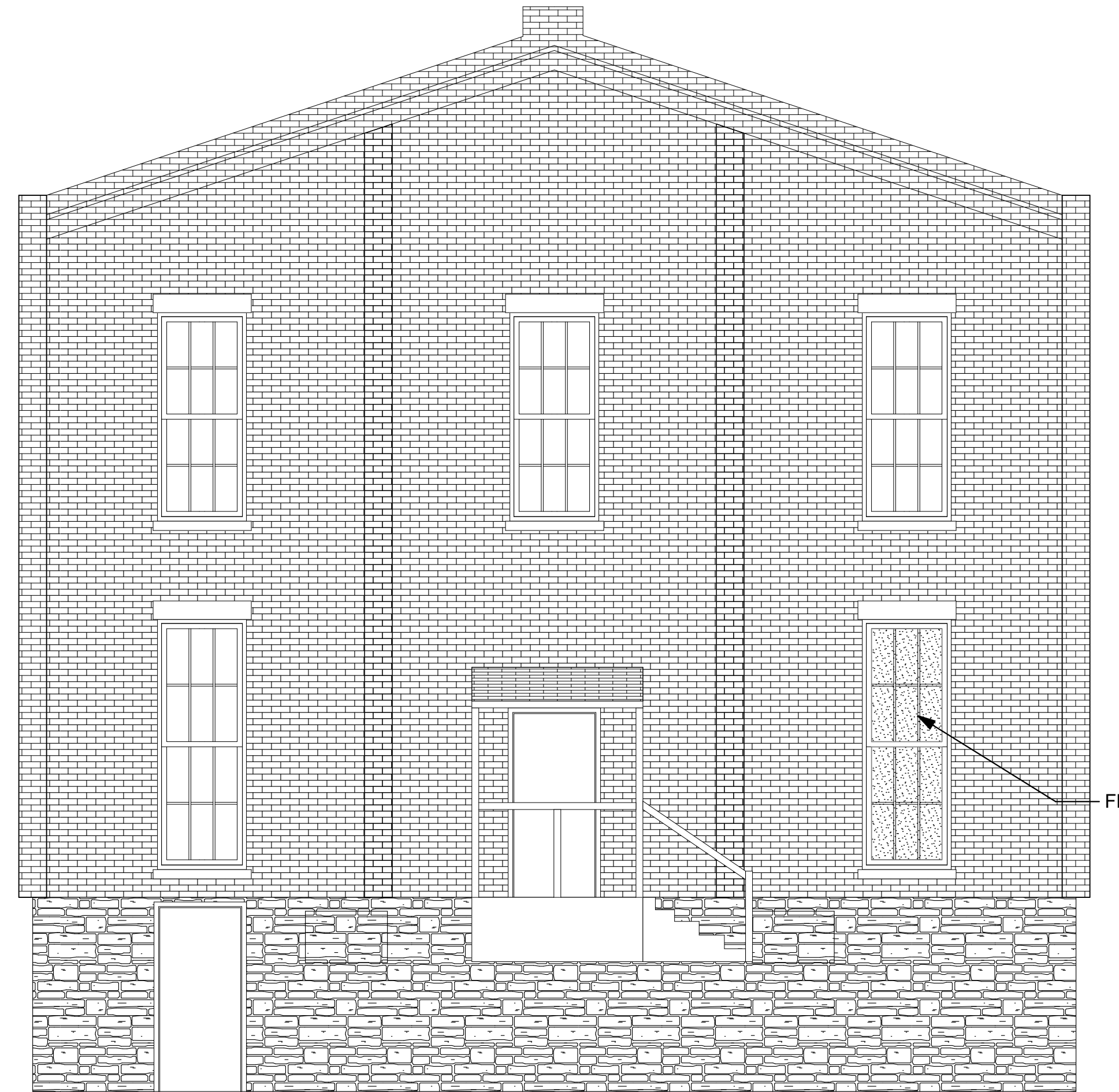


horizon.
original.
architecture.
MICHAEL@HORIZON-ARCHITECTURE.COM
PH 1 (563) 506-4965
WWW.HORIZON-ARCHITECTURE.COM

C:\Users\miken\Horizon Architecture\Horizon Architecture - Documents\Projects\General Projects\G25-001 - DAS MPCF Tuckpoint and Windows\1 - Model and Design\MPCF Window Replacements.pln



1 CARPENTERY SHOP SOUTH ELEVATION
SCALE: 1/4" = 1'-0"

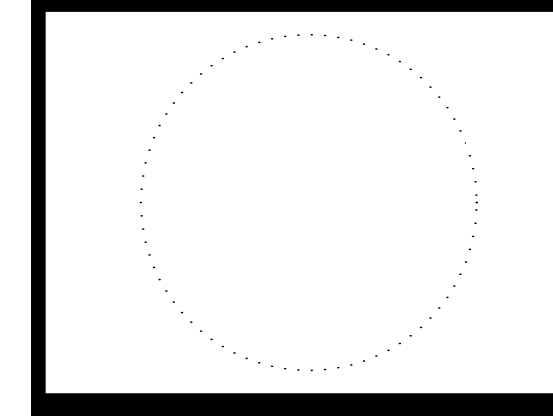


2 CARPENTERY SHOP EAST ELEVATION
SCALE: 1/4" = 1'-0"

ISSUED FOR BIDDING AND CONSTRUCTION

horizon.
original.
architecture.

MICHAEL@HORIZON-ARCHITECTURE.COM
PH 1 (563) 506-4965
WWW.HORIZON-ARCHITECTURE.COM



**9443.00 DOC MPCF Appliance
Shop, Powerhouse, Carpentry,
and Paint Shop Window
Replacement**

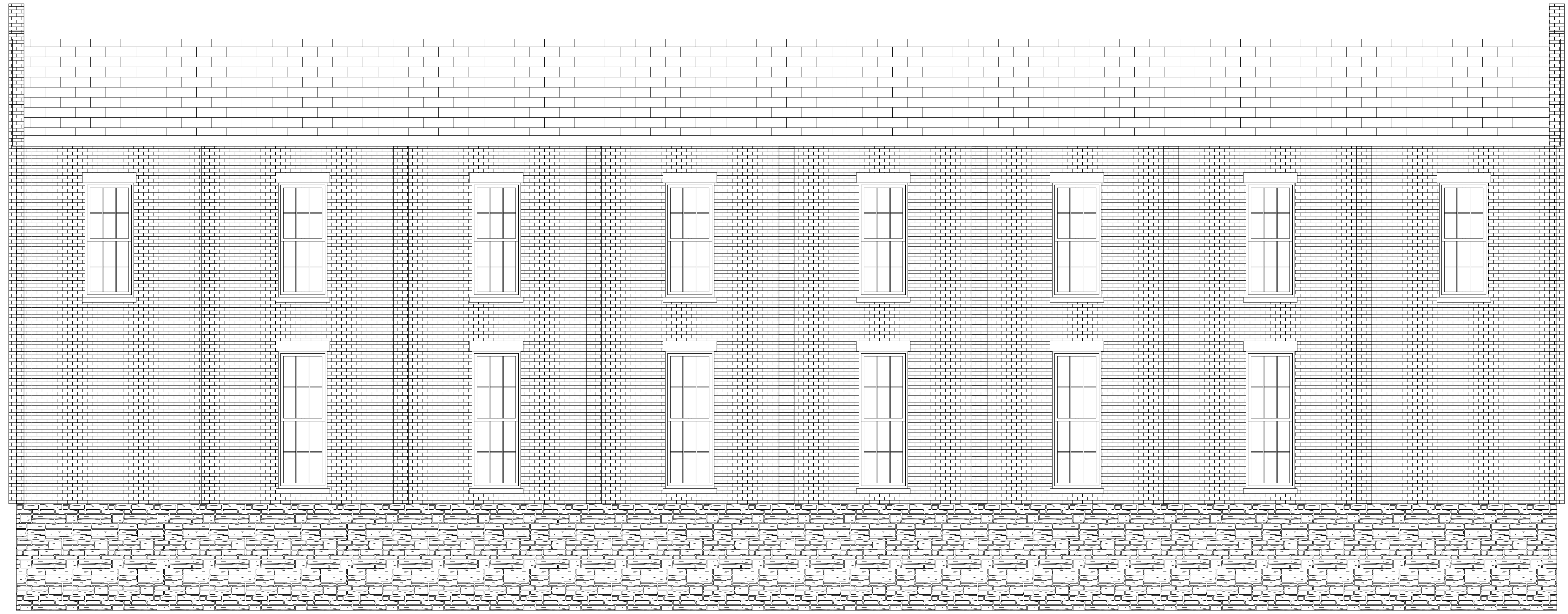
1200 EAST WASHINGTON STREET
MOUNT PLEASANT, IA 52641

MARK	DATE	DESCRIPTION

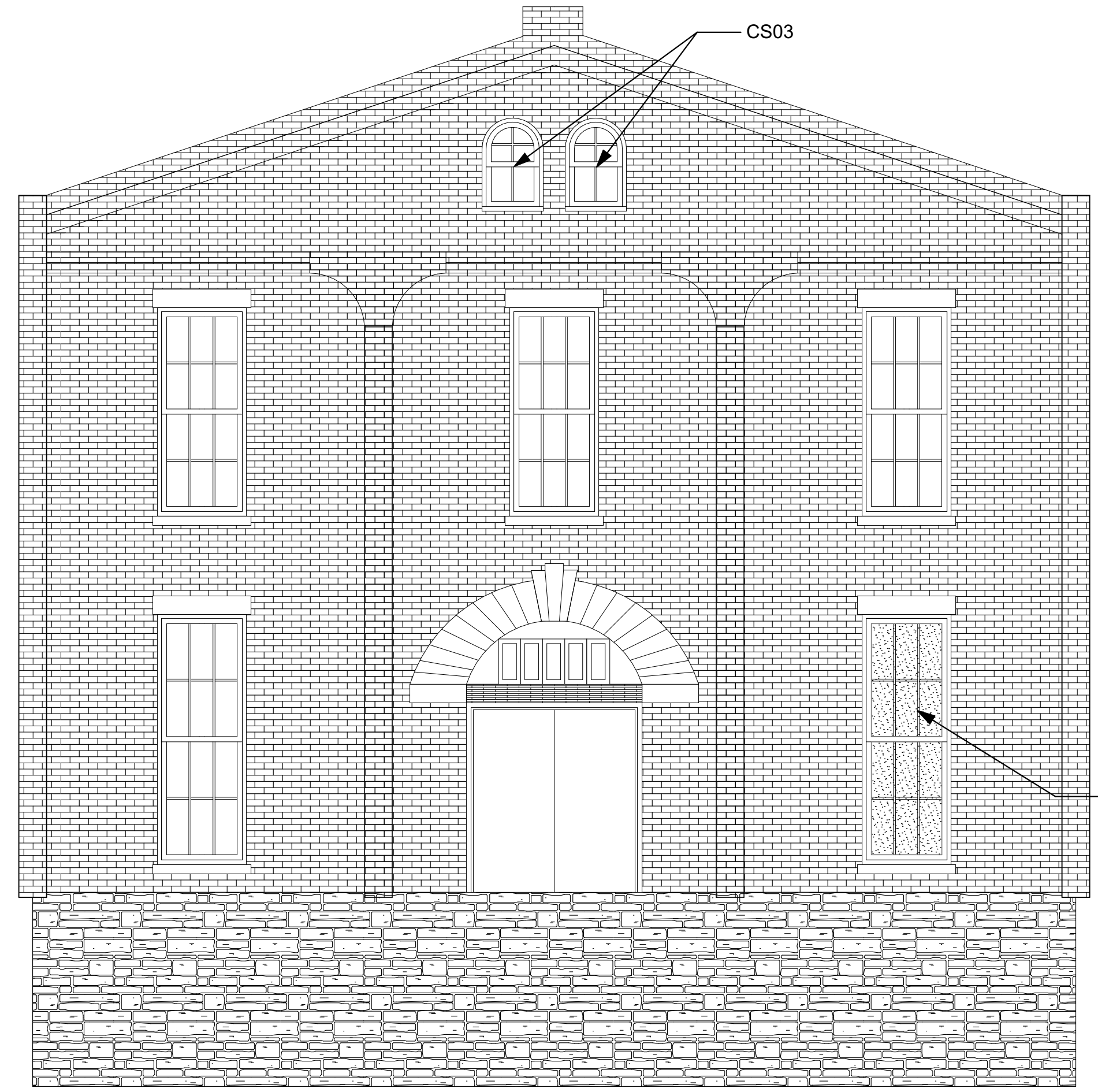
PROJECT NO: **G25-001**
DATE: **3/30/2025**
DRAWN BY: **MSN**
COPYRIGHT

SHEET TITLE
**CARPENTERY
SHOP
ELEVATIONS**

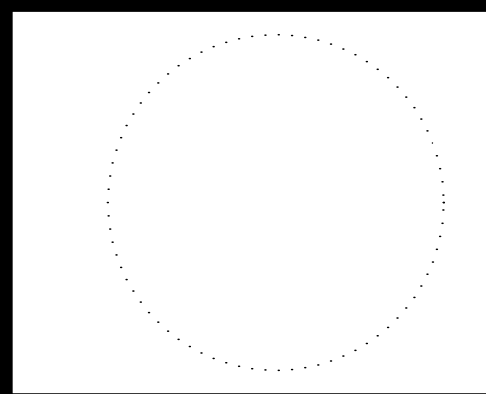
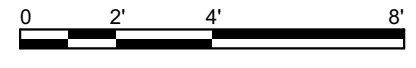
A-24



1 CARPENTERY SHOP NORTH ELEVATION
SCALE: 1/4" = 1'-0"



2 CARPENTERY SHOP WEST ELEVATION
SCALE: 1/4" = 1'-0"



**9443.00 DOC MPCF Appliance
Shop, Powerhouse, Carpentry,
and Paint Shop Window
Replacement**
1200 EAST WASHINGTON STREET
MOUNT PLEASANT, IA 52641

ISSUED FOR BIDDING AND CONSTRUCTION

MARK	DATE	DESCRIPTION

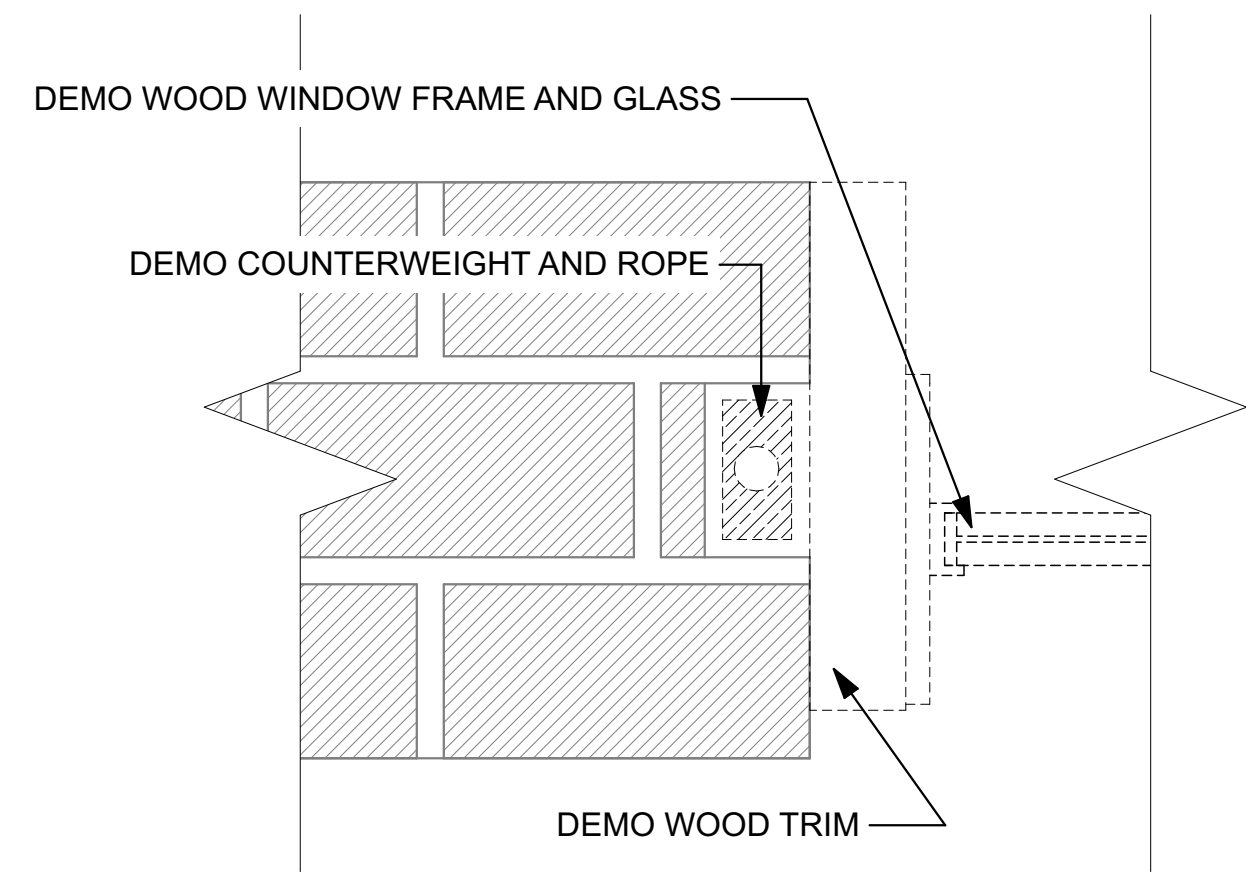
PROJECT NO: **G25-001**
DATE: **3/30/2025**
DRAWN BY: **MSN**
COPYRIGHT

SHEET TITLE
**CARPENTERY
SHOP
ELEVATIONS 2**

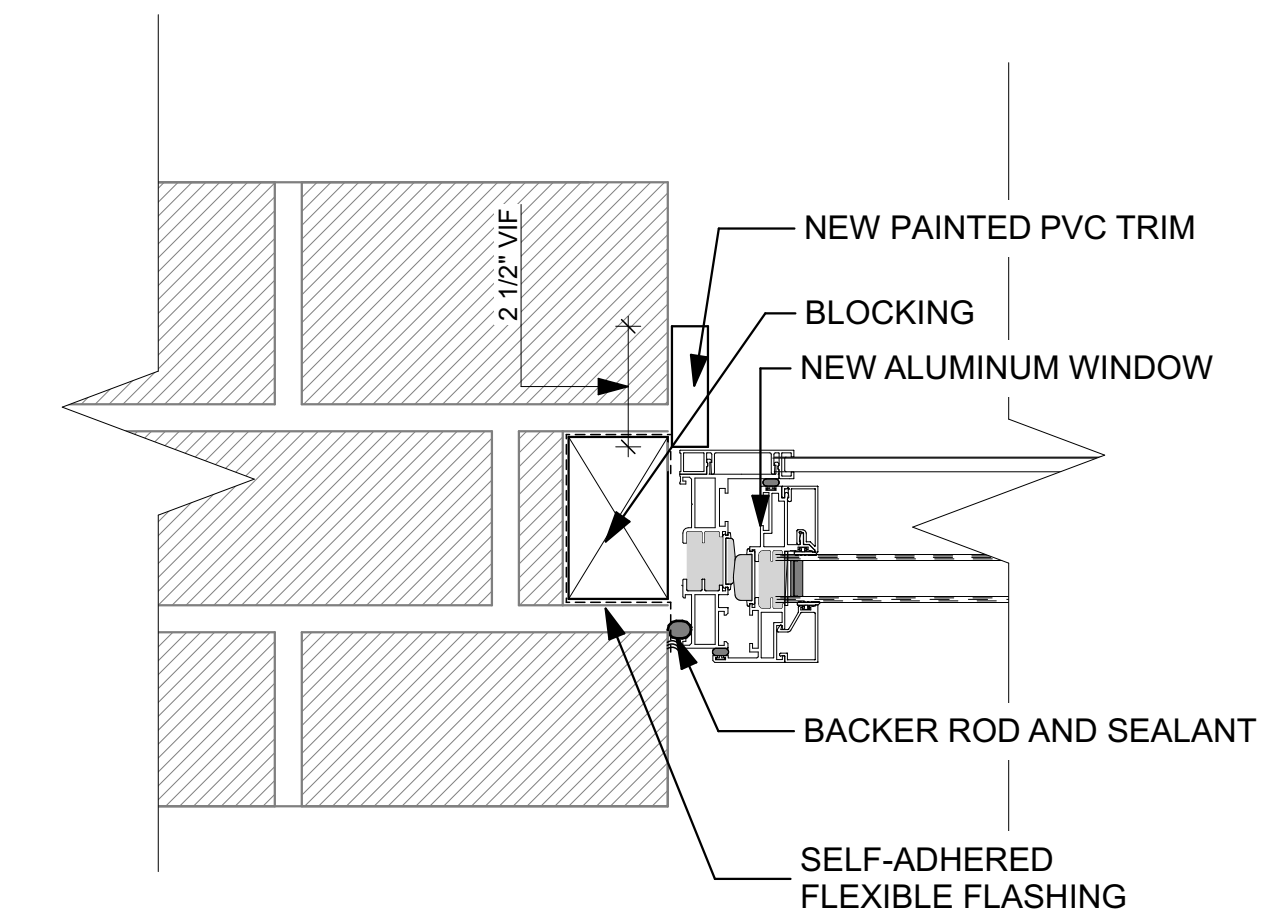
A-25

GENERAL NOTE

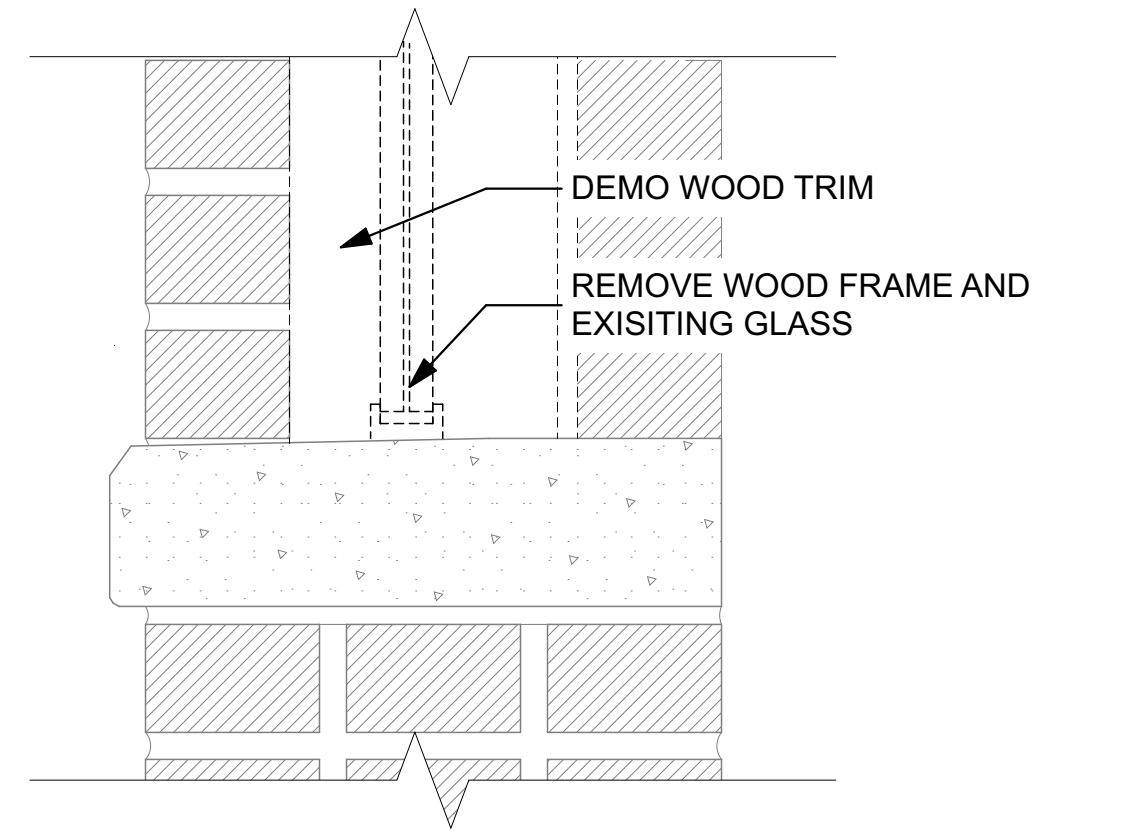
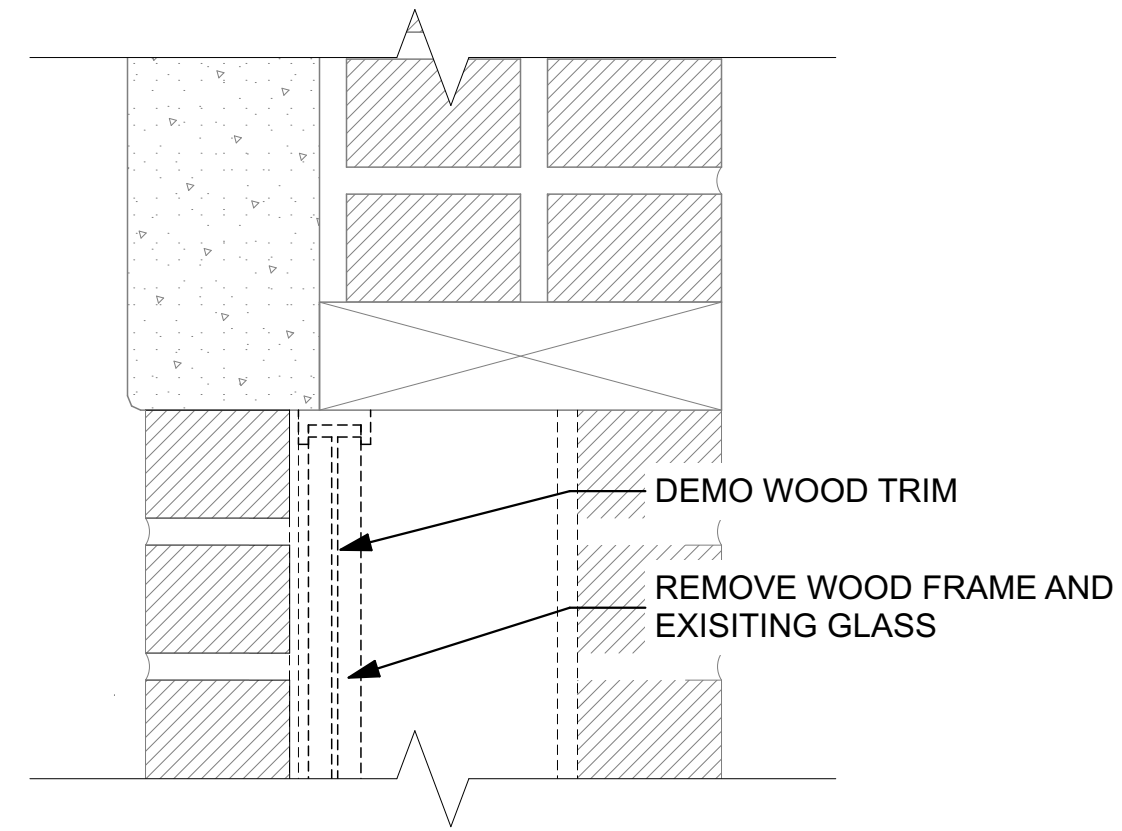
- PROTECT FINISHES TO REMAIN DURING DEMOLITION. CONTRACTOR WILL BE RESPONSIBLE FOR RESTORING FINISHES TO ORIGINAL CONDITION UNLESS OTHERWISE INDICATED.



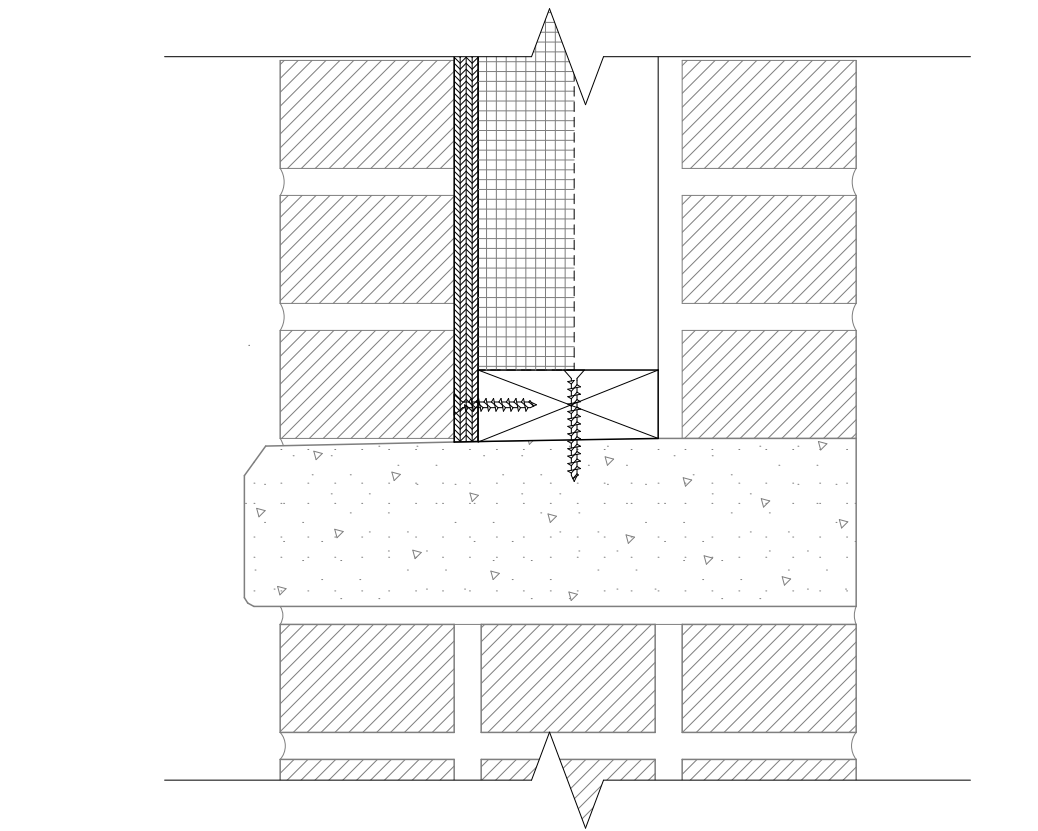
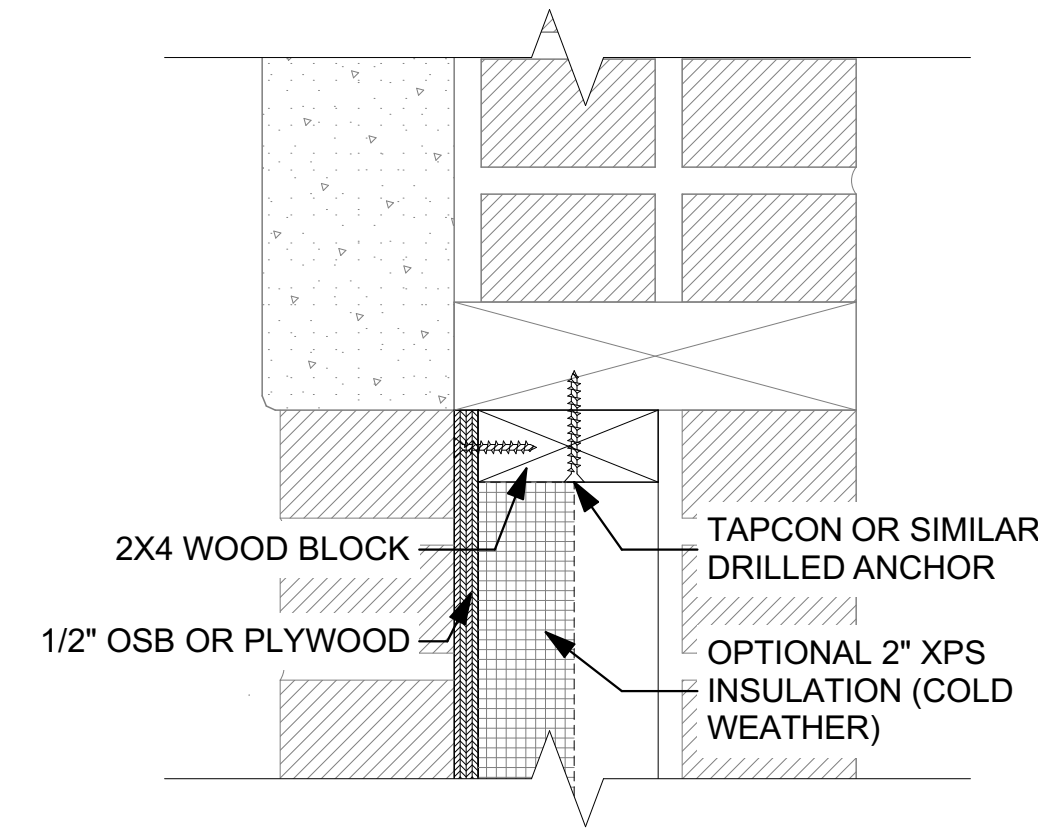
4 JAMB DEMOLITION DETAIL
SCALE: 3" = 1'-0"



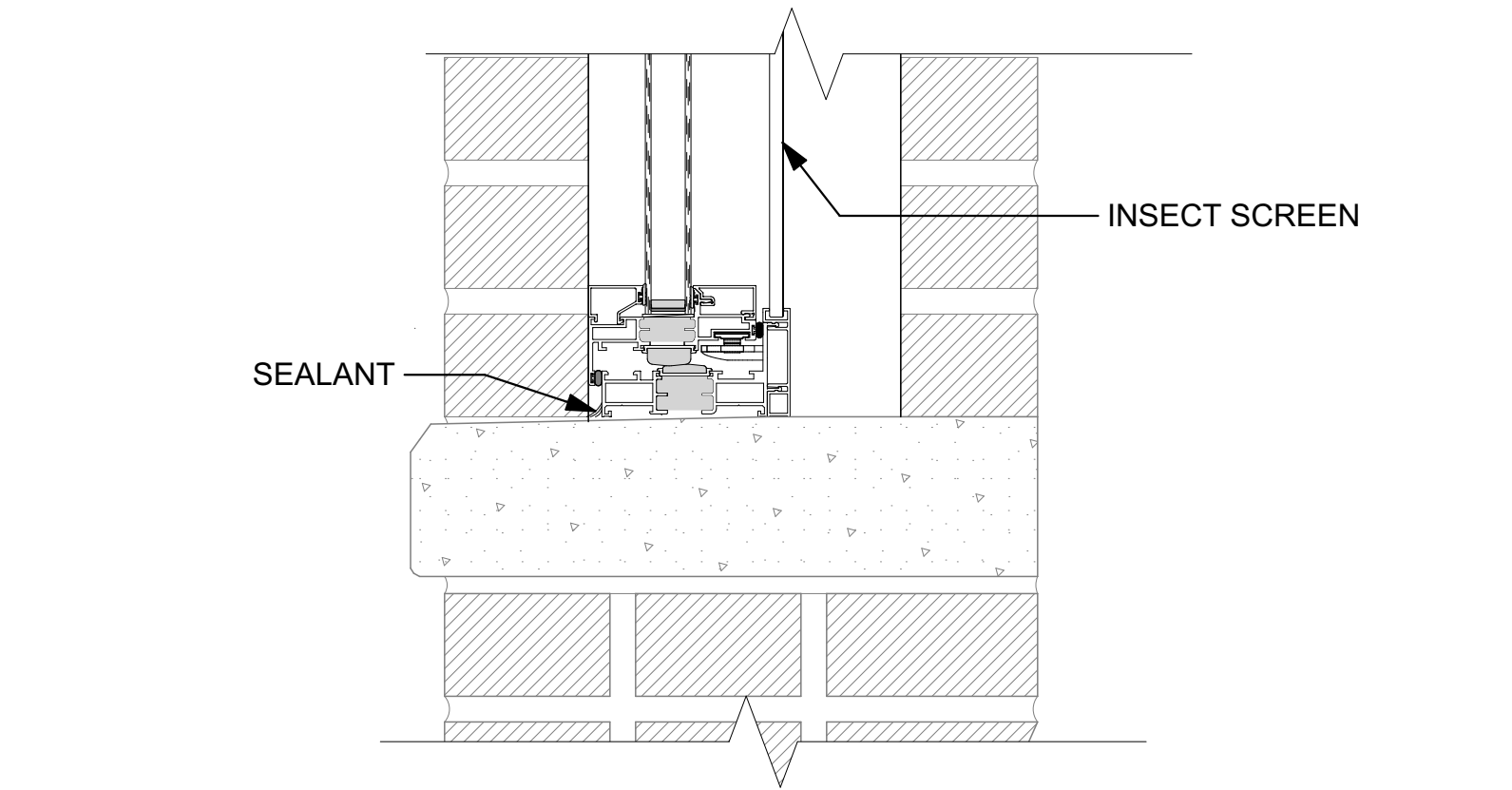
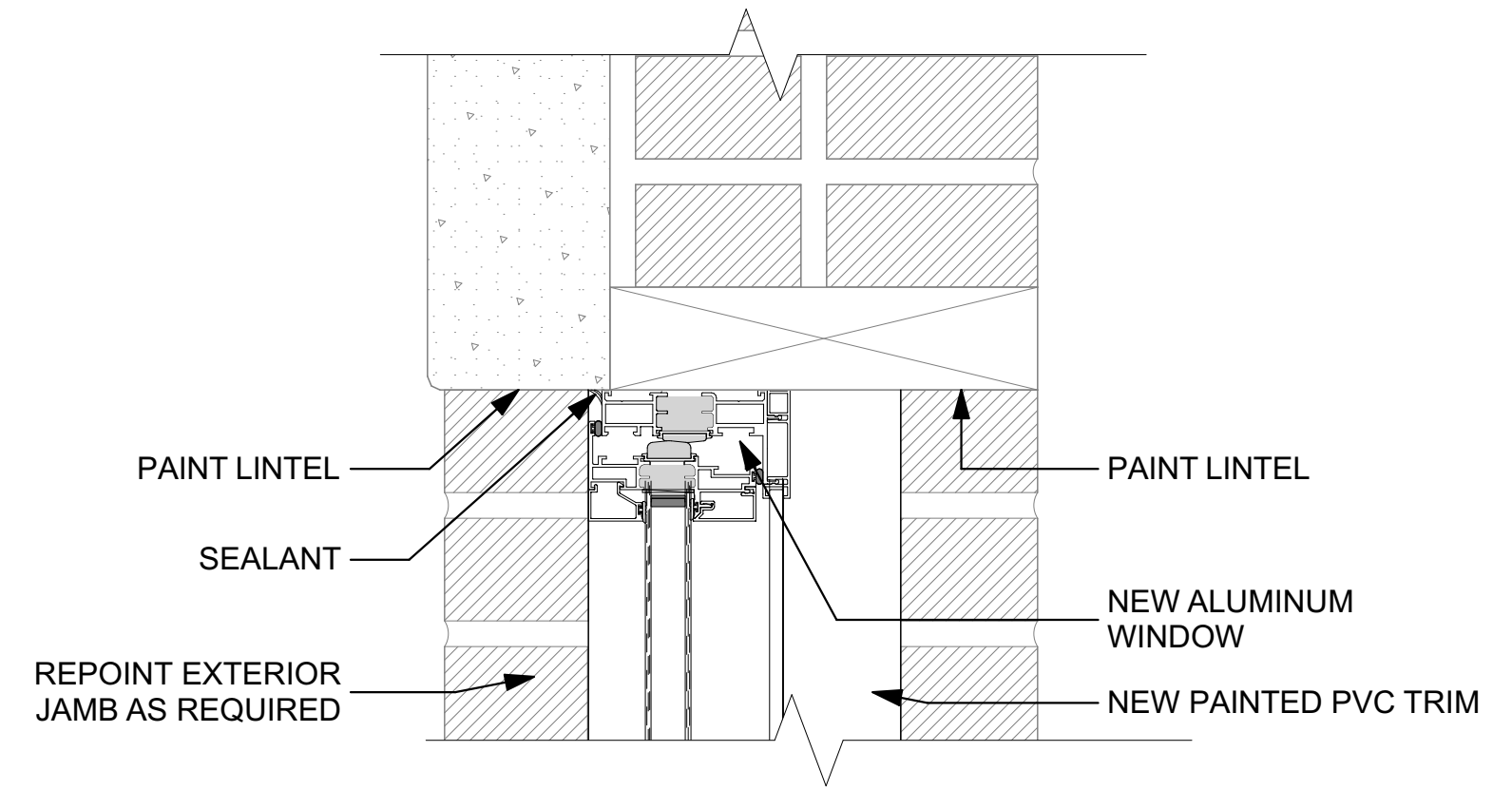
5 WINDOW JAMB DETAIL
SCALE: 3" = 1'-0"



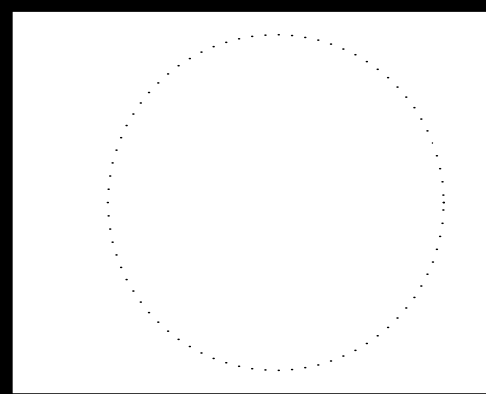
1 MAIN LEVEL DEMOLITION SECTION
SCALE: 3" = 1'-0"



2 CARPENTRY SHOP - TEMP INFILL
SCALE: 3" = 1'-0"



3 MAIN LEVEL WINDOW DETAIL
SCALE: 3" = 1'-0"



ISSUED FOR BIDDING AND CONSTRUCTION

MARK	DATE	DESCRIPTION

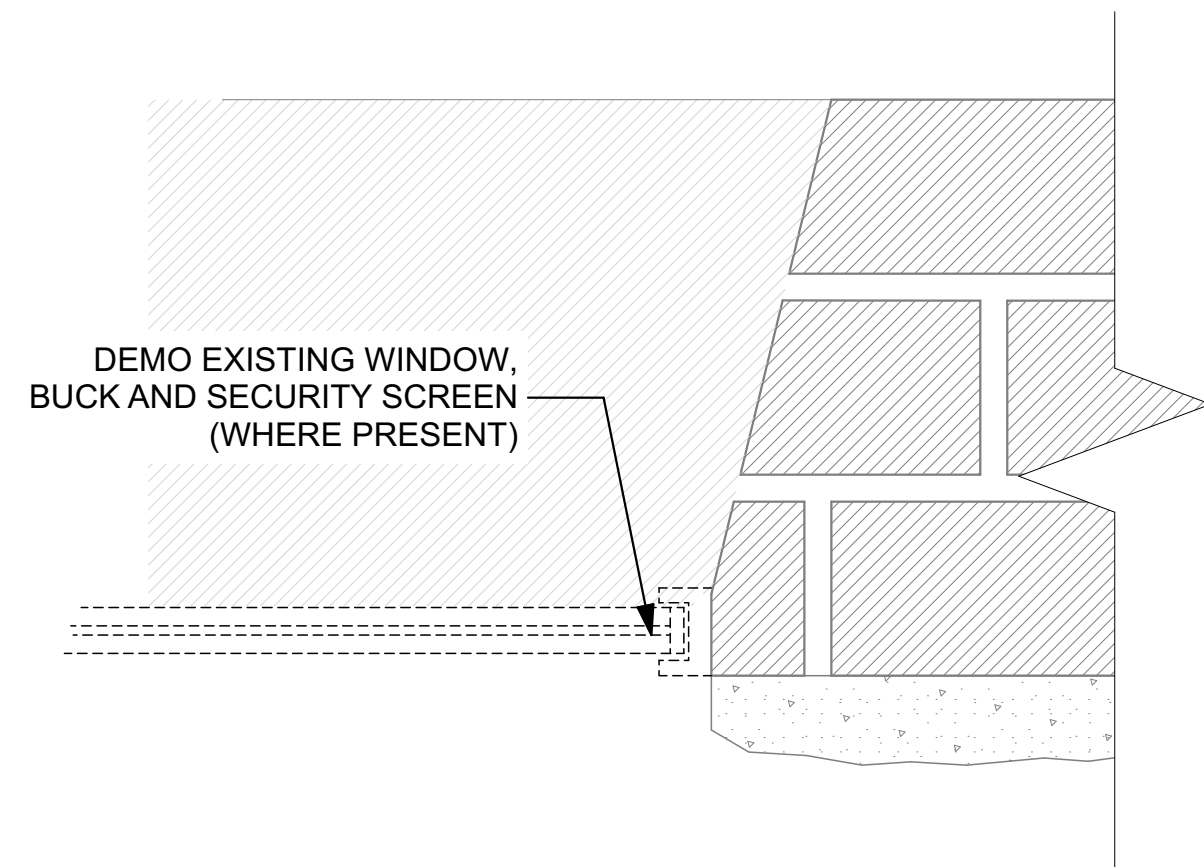
PROJECT NO: **G25-001**
DATE: **3/30/2025**
DRAWN BY: **MSN**
COPYRIGHT

SHEET TITLE
CARPENTRY SHOP WINDOW DETAILS

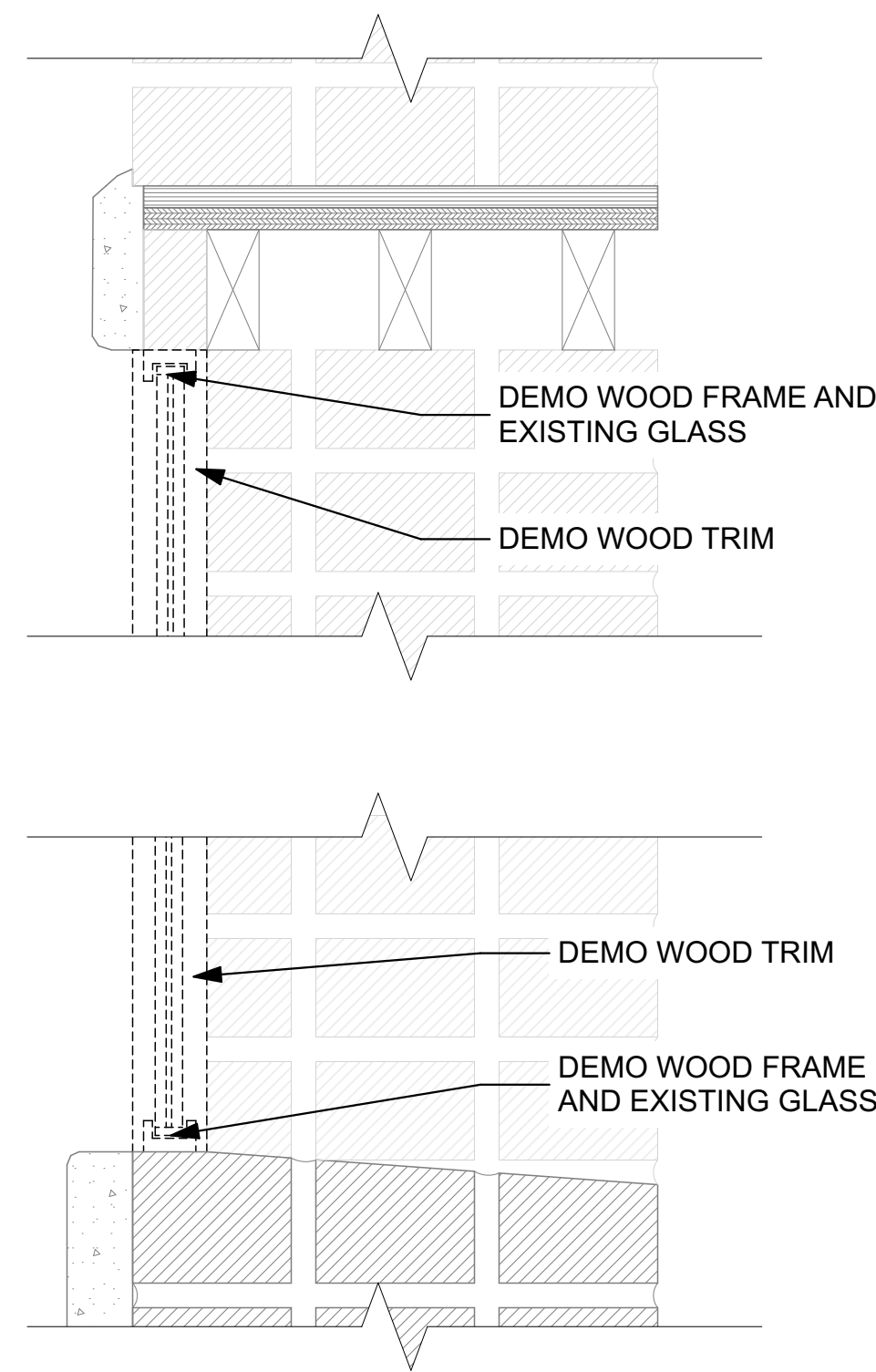
C:\Users\miken\Horizon Architecture\Horizon Architecture - Documents\Projects\General Projects\G25-001 - DAS MPCF Tuckpoint and Windows\1 - Model and Design\MPCF Window Replacements.pln

GENERAL NOTE

- PROTECT FINISHES TO REMAIN DURING DEMOLITION. CONTRACTOR WILL BE RESPONSIBLE FOR RESTORING FINISHES TO ORIGINAL CONDITION UNLESS OTHERWISE INDICATED.

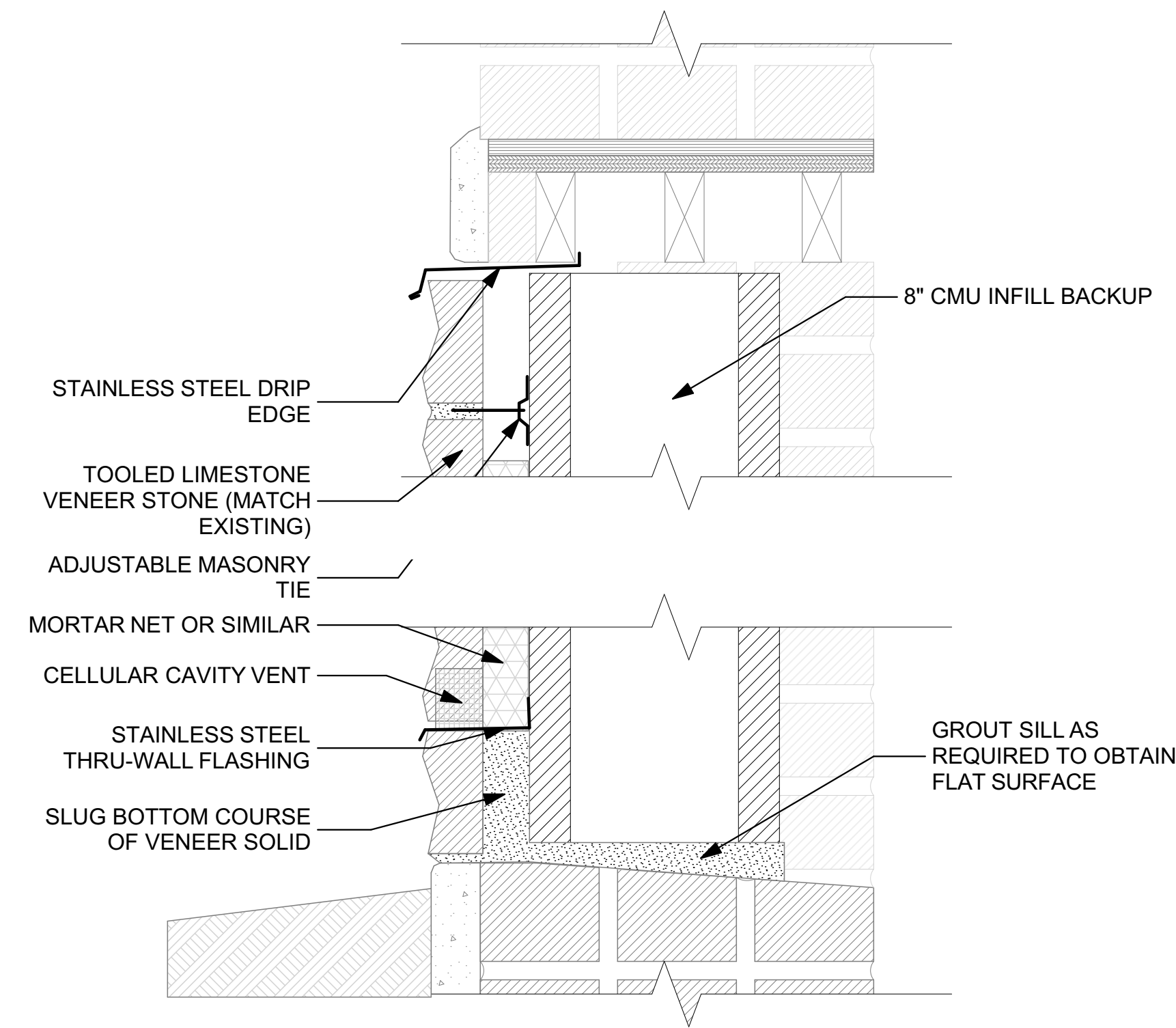


3 JAMB DEMOLITION DETAIL
SCALE: 3" = 1'-0"
0 3" 6" 9"



1 BASEMENT DEMOLITION SECTION
SCALE: 3" = 1'-0"
0 3" 6" 9"

4 MASONRY INFILL JAMB DETAIL
SCALE: 3" = 1'-0"
0 3" 6" 9"



2 BASEMENT INFILL DETAIL
SCALE: 3" = 1'-0"
0 3" 6" 9"

ISSUED FOR BIDDING AND CONSTRUCTION

9443.00 DOC MPCF Appliance Shop, Powerhouse, Carpentry, and Paint Shop Window Replacement

1200 EAST WASHINGTON STREET
MOUNT PLEASANT, IA 52641

horizon. original. architecture.
MICHAEL@HORIZON-ARCHITECTURE.COM
PH 1 (563) 506-4965
WWW.HORIZON-ARCHITECTURE.COM

MARK	DATE	DESCRIPTION

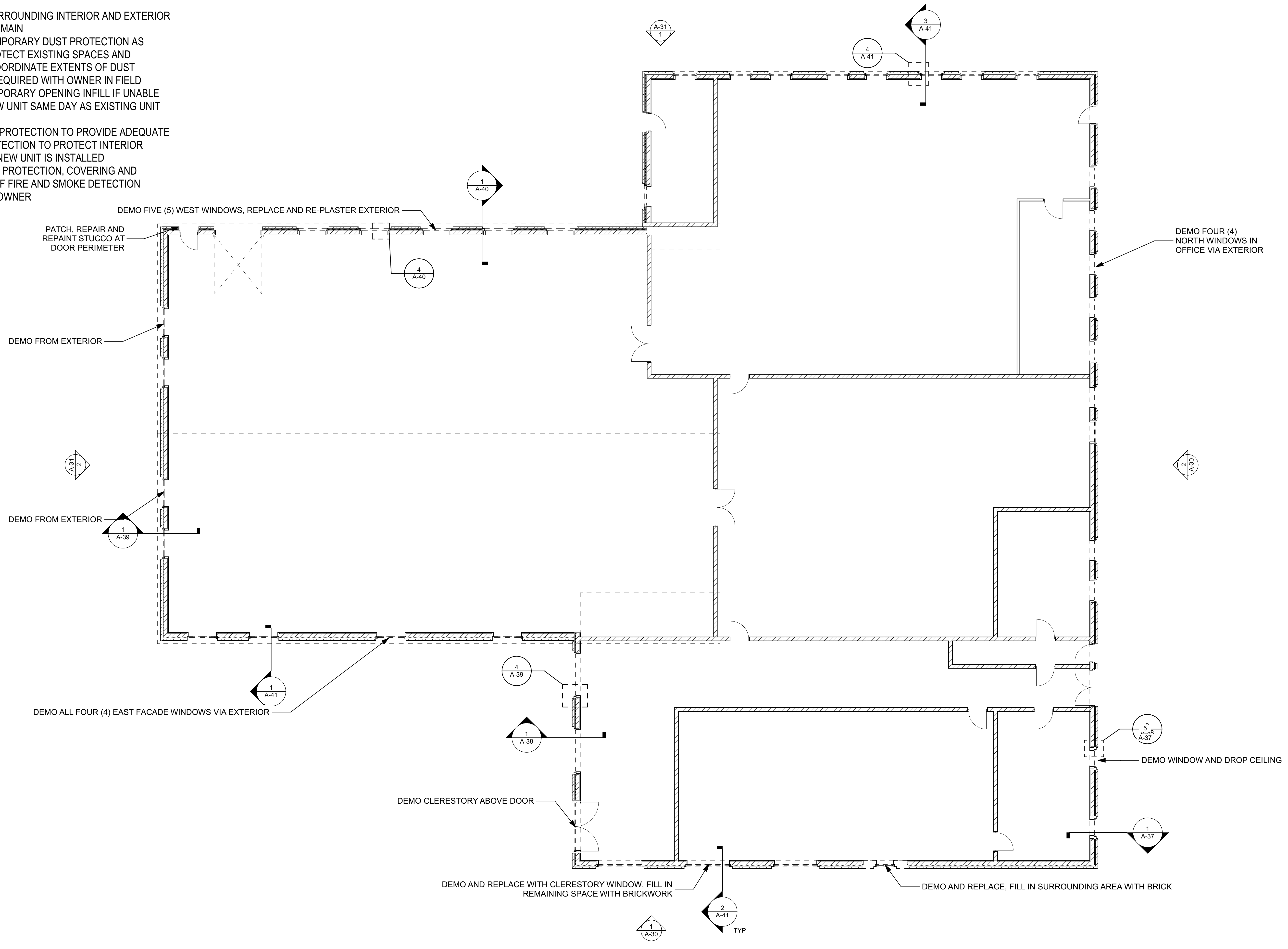
PROJECT NO: **G25-001**
DATE: **3/30/2025**
DRAWN BY: **MSN**
COPYRIGHT

SHEET TITLE
CARPENTRY SHOP WINDOW DETAILS 2


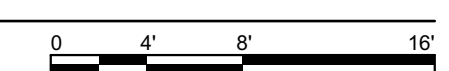
A-27

GENERAL DEMOLITION NOTES

- 1) PROTECT SURROUNDING INTERIOR AND EXTERIOR FINISHES TO REMAIN
- 2) PROVIDE TEMPORARY DUST PROTECTION AS REQUIRED. PROTECT EXISTING SPACES AND EQUIPMENT. COORDINATE EXTENTS OF DUST PROTECTION REQUIRED WITH OWNER IN FIELD
- 3) INSTALL TEMPORARY OPENING INFILL IF UNABLE TO INSTALL NEW UNIT SAME DAY AS EXISTING UNIT REMOVAL
- 4) TEMPORARY PROTECTION TO PROVIDE ADEQUATE WEATHER PROTECTION TO PROTECT INTERIOR SPACES UNTIL NEW UNIT IS INSTALLED
- 5) COORDINATE PROTECTION, COVERING AND UNCOVERING OF FIRE AND SMOKE DETECTION DEVICES WITH OWNER



1 POWERHOUSE DEMOLITION MAIN PLAN
SCALE: 1/8" = 1'-0"



9443.00 DOC MPCF Appliance Shop, Powerhouse, Carpentry, and Paint Shop Window Replacement
1200 EAST WASHINGTON STREET
MOUNT PLEASANT, IA 52641

ISSUED FOR BIDDING AND CONSTRUCTION

MARK	DATE	DESCRIPTION

PROJECT NO: **G25-001**
DATE: **3/30/2025**
DRAWN BY: **MSN**
COPYRIGHT

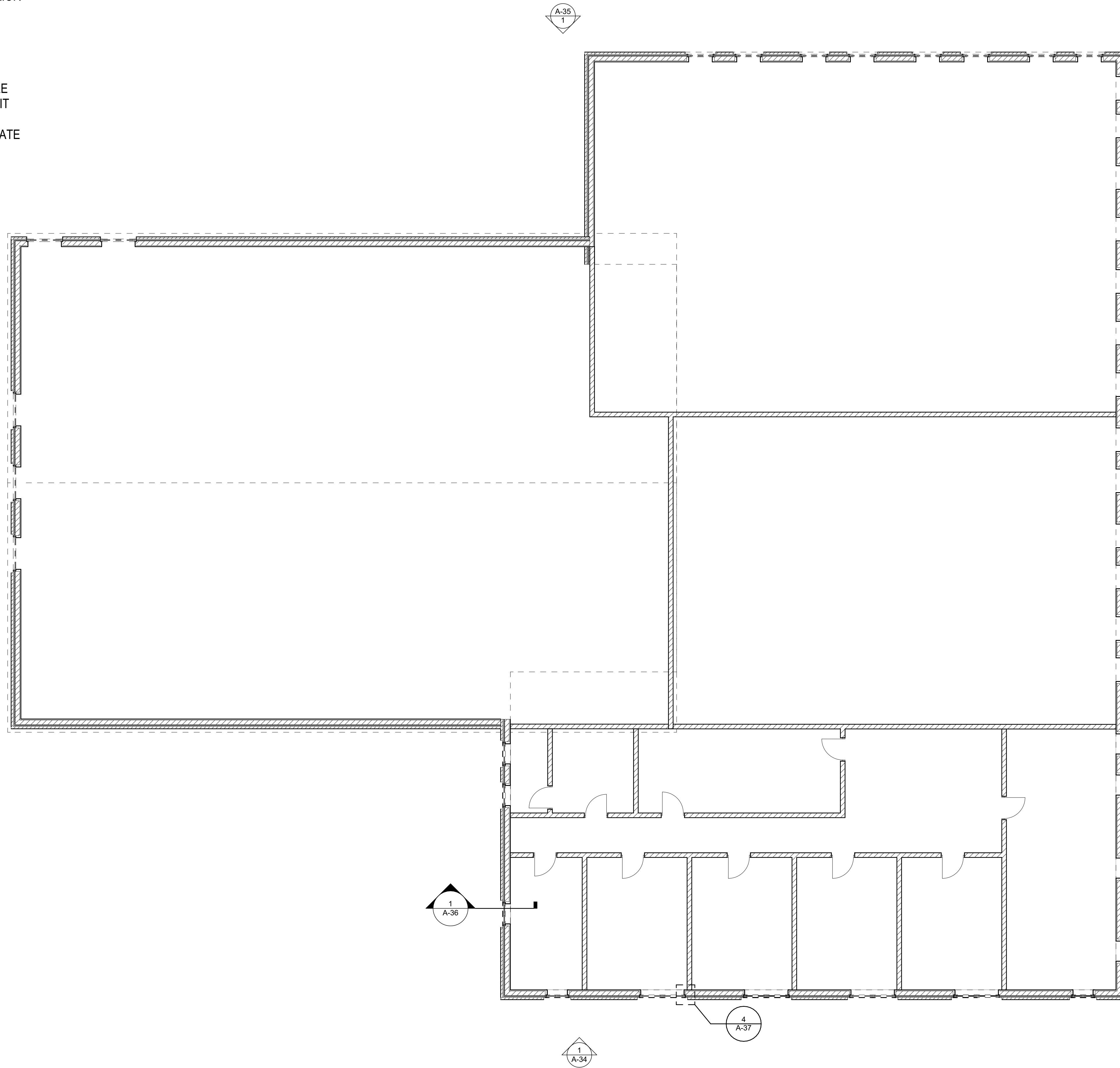
SHEET TITLE
POWERHOUSE DEMOLITION MAIN PLAN

A-28

C:\Users\miken\Horizon Architecture\Horizon Architecture - Documents\Projects\General Projects\G25-001 - Model and Design\MPCF Window Replacements.pln

GENERAL DEMOLITION NOTES

- 1) PROTECT SURROUNDING INTERIOR AND EXTERIOR FINISHES TO REMAIN
- 2) PROVIDE TEMPORARY DUST PROTECTION AS REQUIRED. PROTECT EXISTING SPACES AND EQUIPMENT. COORDINATE EXTENTS OF DUST PROTECTION REQUIRED WITH OWNER IN FIELD
- 3) INSTALL TEMPORARY OPENING INFILL IF UNABLE TO INSTALL NEW UNIT SAME DAY AS EXISTING UNIT REMOVAL
- 4) TEMPORARY PROTECTION TO PROVIDE ADEQUATE WEATHER PROTECTION TO PROTECT INTERIOR SPACES UNTIL NEW UNIT IS INSTALLED
- 5) COORDINATE PROTECTION, COVERING AND UNCOVERING OF FIRE AND SMOKE DETECTION DEVICES WITH OWNER



1 POWERHOUSE DEMOLITION UPPER PLAN
SCALE: 1/8" = 1'-0"

ISSUED FOR BIDDING AND CONSTRUCTION


 horizon.
 original.
 architecture.
 MICHAEL@HORIZON-ARCHITECTURE.COM
 PH 1 (563) 506-4965
 WWW.HORIZON-ARCHITECTURE.COM

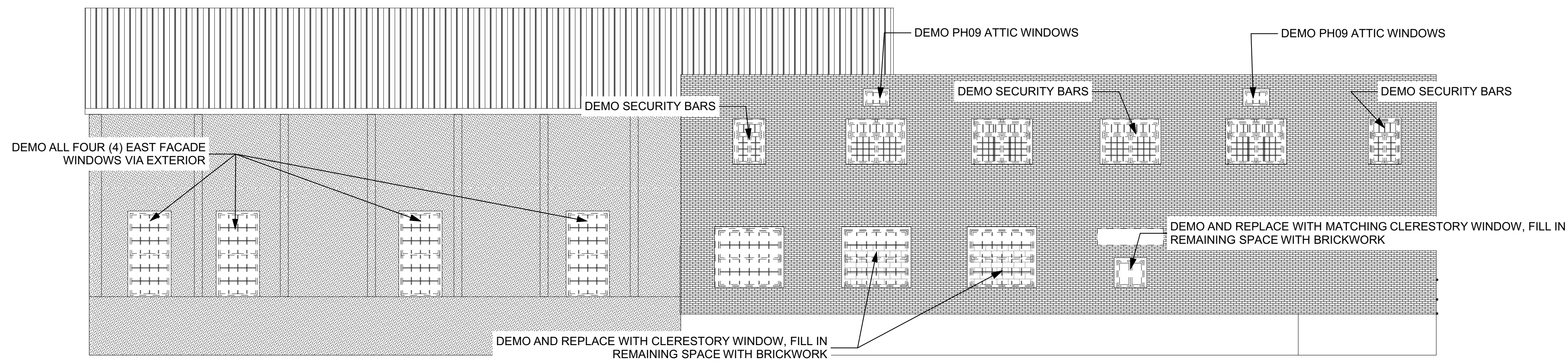
**9443.00 DOC MPCF Appliance
 Shop, Powerhouse, Carpentry,
 and Paint Shop Window
 Replacement**
 1200 EAST WASHINGTON STREET
 MOUNT PLEASANT, IA 52641

MARK	DATE	DESCRIPTION

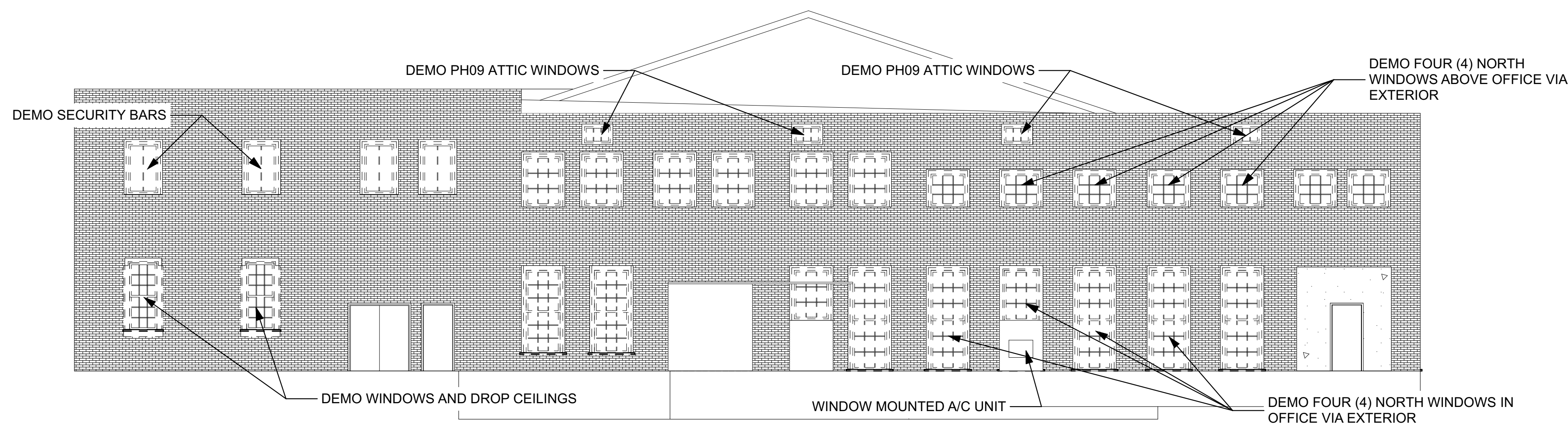
PROJECT NO: **G25-001**
 DATE: **3/30/2025**
 DRAWN BY: **MSN**
 COPYRIGHT

SHEET TITLE
**POWERHOUSE
 DEMOLITION
 UPPER PLAN**


A-29



1 POWERHOUSE EAST DEMOLITION ELEVATION
SCALE: 1/8" = 1'-0"



2 POWERHOUSE NORTH DEMOLITION ELEVATION
SCALE: 1/8" = 1'-0"

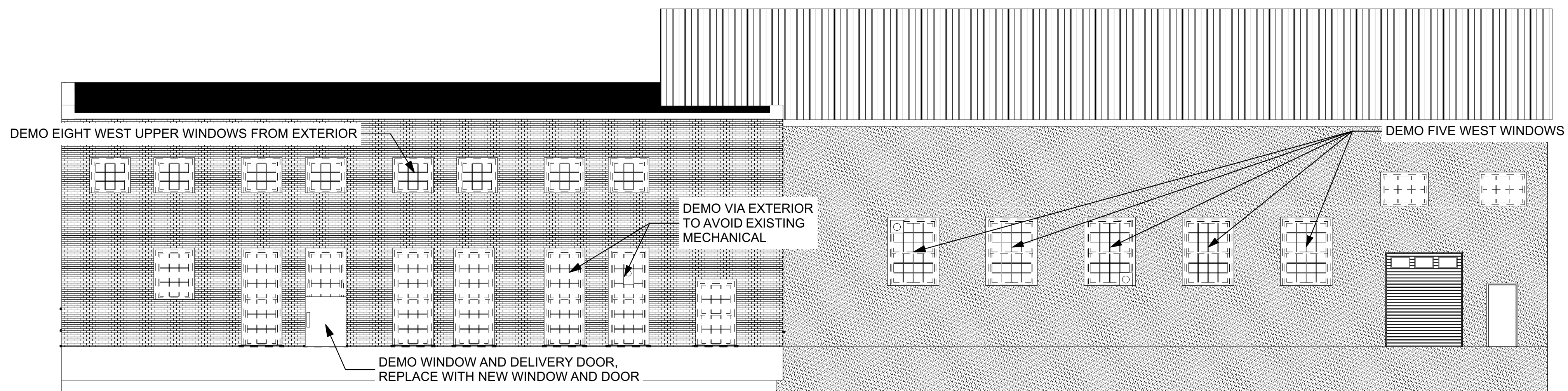


ISSUED FOR BIDDING AND CONSTRUCTION

MARK	DATE	DESCRIPTION

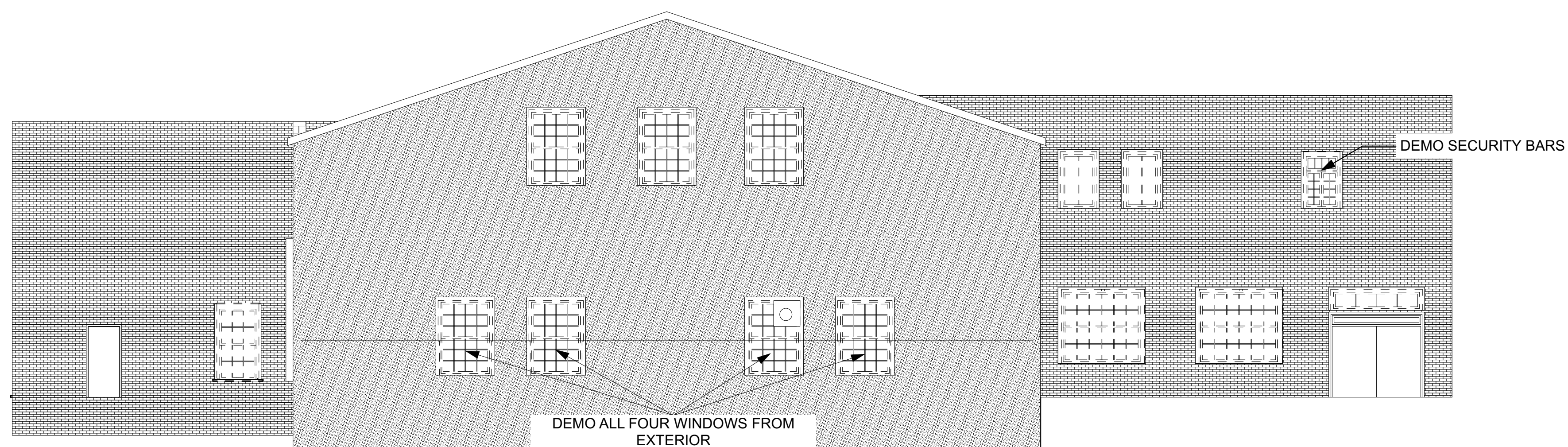

PROJECT NO: **G25-001**
DATE: **3/30/2025**
DRAWN BY: **MSN**
COPYRIGHT

SHEET TITLE
**POWERHOUSE
DEMO
ELEVATIONS**




1 POWERHOUSE WEST DEMOLITION ELEVATION

SCALE: 1/8" = 1'-0"




2 POWERHOUSE SOUTH DEMOLITION ELEVATION

SCALE: 1/8" = 1'-0"



ISSUED FOR BIDDING AND CONSTRUCTION



9443.00 DOC MPCF Appliance Shop, Powerhouse, Carpentry, and Paint Shop Window Replacement

1200 EAST WASHINGTON STREET
MOUNT PLEASANT, IA 52641

MARK	DATE	DESCRIPTION

PROJECT NO: G25-001
DATE: 3/30/2025
DRAWN BY: MSN
COPYRIGHT

SHEET TITLE
POWERHOUSE DEMO ELEVATIONS 2

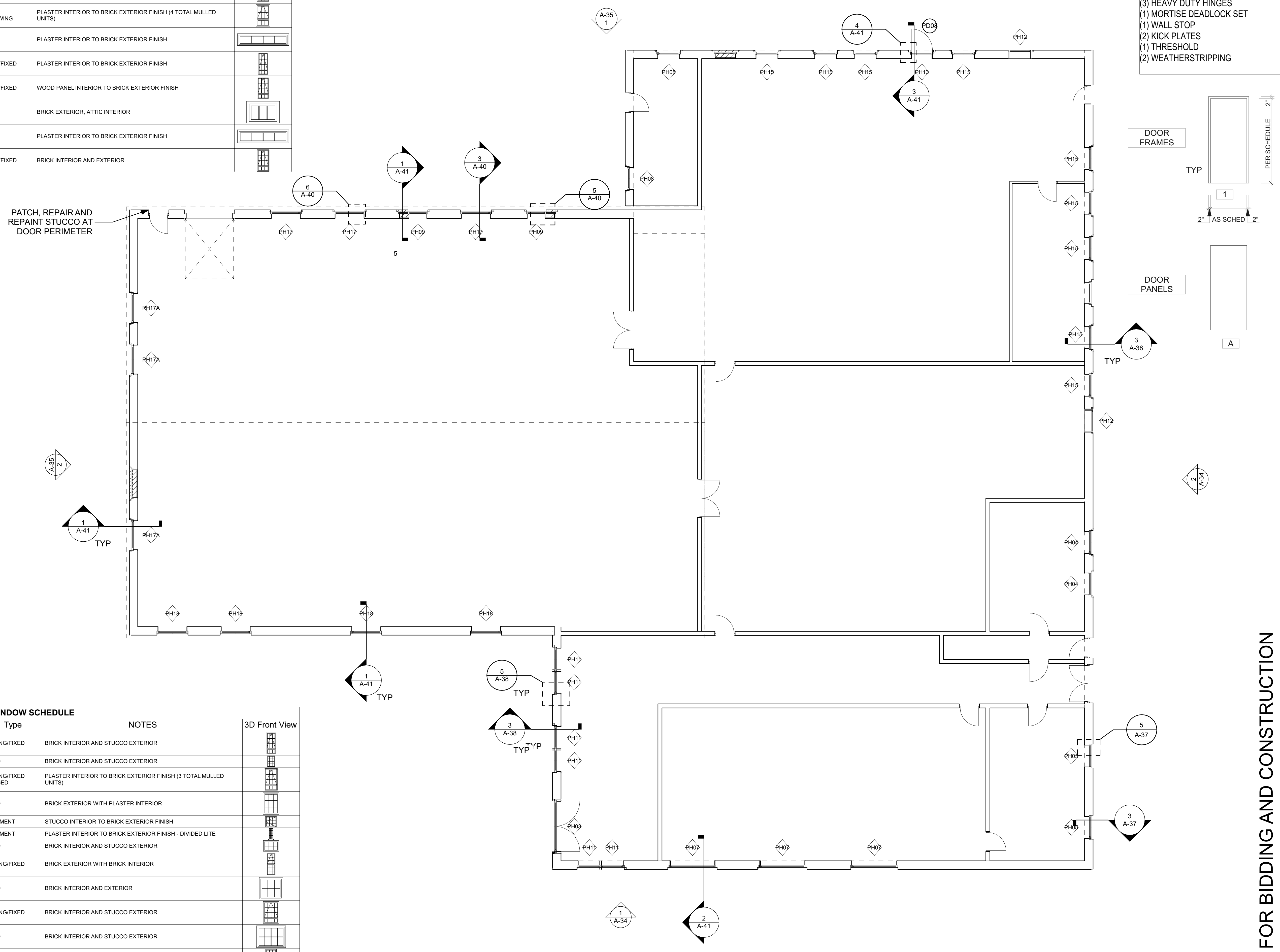
A-31

C:\Users\miken\Horizon Architecture - Documents\Projects\General Projects\G25-001 - Model and Design\MPCF Window Replacements.pln

WINDOW SCHEDULE						
ID	Quantity	Width (Nominal)	Height (Nominal)	Type	NOTES	3D Front View
PH01	9	3'-2"	5'-2"	FIXED/AWNING	PLASTER INTERIOR TO BRICK EXTERIOR FINISH	
PH02	8	3'-2"	5'-2"	GANGED FIXED/AWNING	PLASTER INTERIOR TO BRICK EXTERIOR FINISH (4 TOTAL MULLED UNITS)	
PH03	1	8'-4"	1'-10"	FIXED	PLASTER INTERIOR TO BRICK EXTERIOR FINISH	
PH04	2	3'-8"	8'-7"	AWNING/FIXED	PLASTER INTERIOR TO BRICK EXTERIOR FINISH	
PH05	2	3'-8"	7'	AWNING/FIXED	WOOD PANEL INTERIOR TO BRICK EXTERIOR FINISH	
PH06	6	2'-10"	1'-11"	FIXED	BRICK EXTERIOR, ATTIC INTERIOR	
PH07	6	7'-6"	1'-10"	FIXED	PLASTER INTERIOR TO BRICK EXTERIOR FINISH	
PH08	2	3'-8"	6'-11"	AWNING/FIXED	BRICK INTERIOR AND EXTERIOR	

DOOR SCHEDULE										
ID	Quantity	W	HT	THK	FRAME	PANEL	GLZ	HW SET	STENCIL	NOTES
PD08	1	3'-6"	6'-8"	1 3/4"	1	A	NONE	1	RECYCLE	SINGLE PAINTED STEEL EXTERIOR DOOR

HARDWARE SET
SET 1 - EXTERIOR SINGLE DOORS WITH CLOSER
 (3) HEAVY DUTY HINGES
 (1) MORTISE DEADLOCK SET
 (1) WALL STOP
 (2) KICK PLATES
 (1) THRESHOLD
 (2) WEATHERSTRIPPING




WINDOW SCHEDULE						
ID	Quantity	Width (Nominal)	Height (Nominal)	Type	NOTES	3D Front View
PH09	2	3'	7'	AWNING/FIXED	BRICK INTERIOR AND STUCCO EXTERIOR	
PH10	3	4'-10"	7'	FIXED	BRICK INTERIOR AND STUCCO EXTERIOR	
PH11	6	3'-9"	6'-10"	AWNING/FIXED GANGED	PLASTER INTERIOR TO BRICK EXTERIOR FINISH (3 TOTAL MULLED UNITS)	
PH12	8	3'-8"	5'-2"	FIXED	BRICK EXTERIOR WITH PLASTER INTERIOR	
PH13	1	3'-8"	3'-7"	CASEMENT	STUCCO INTERIOR TO BRICK EXTERIOR FINISH	
PH13	1	3'-8"	10'-3"	CASEMENT	PLASTER INTERIOR TO BRICK EXTERIOR FINISH - DIVIDED LITE	
PH14	2	4'-10"	3'-6"	FIXED	BRICK INTERIOR AND STUCCO EXTERIOR	
PH15	9	3'-8"	10'-3"	AWNING/FIXED	BRICK EXTERIOR WITH BRICK INTERIOR	
PH16	15	3'-8"	3'-6"	FIXED	BRICK INTERIOR AND EXTERIOR	
PH17	3	4'-10"	7'	AWNING/FIXED	BRICK INTERIOR AND STUCCO EXTERIOR	
PH17A	3	4'-10"	3'-8"	FIXED	BRICK INTERIOR AND STUCCO EXTERIOR	
PH18	4	4'-10"	5'	FIXED	BRICK INTERIOR AND STUCCO EXTERIOR	

1 POWERHOUSE MAIN PLAN
 SCALE: 1/8" = 1'-0"

horizon.
original.
architecture.

MICHAEL@HORIZON-ARCHITECTURE.COM
 PH 1 (563) 506-4965
 WWW.HORIZON-ARCHITECTURE.COM



9443.00 DOC MPCF Appliance Shop, Powerhouse, Carpentry, and Paint Shop Window Replacement

1200 EAST WASHINGTON STREET
 MOUNT PLEASANT, IA 52641

MARK	DATE	DESCRIPTION

PROJECT NO: **G25-001**
 DATE: **3/30/2025**
 DRAWN BY: **MSN**
 COPYRIGHT

SHEET TITLE
POWERHOUSE MAIN PLAN

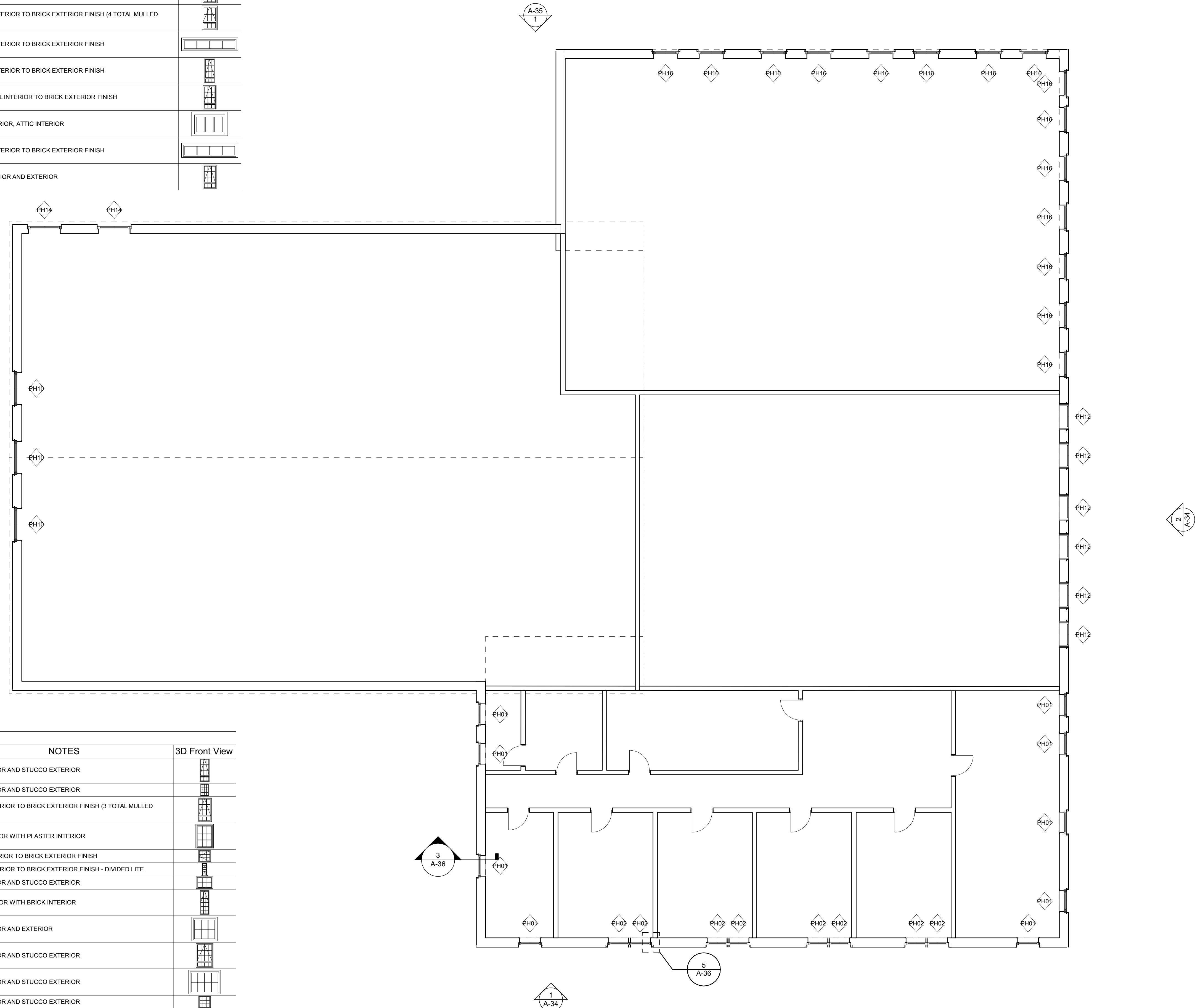
A-32

ISSUED FOR BIDDING AND CONSTRUCTION

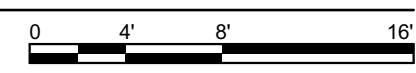
C:\Users\miken\Horizon Architecture - Documents\Projects\General Projects\G25-001 DAS MPCF Tuckpoint and Windows\1 - Model and Design\MPCF Window Replacements.pln

WINDOW SCHEDULE						
ID	Quantity	Width (Nominal)	Height (Nominal)	Type	NOTES	3D Front View
PH01	9	3'-2"	5'-2"	FIXED/AWNING	PLASTER INTERIOR TO BRICK EXTERIOR FINISH	
PH02	8	3'-2"	5'-2"	GANGED FIXED/AWNING	PLASTER INTERIOR TO BRICK EXTERIOR FINISH (4 TOTAL MULLED UNITS)	
PH03	1	8'-4"	1'-10"	FIXED	PLASTER INTERIOR TO BRICK EXTERIOR FINISH	
PH04	2	3'-8"	8'-7"	AWNING/FIXED	PLASTER INTERIOR TO BRICK EXTERIOR FINISH	
PH05	2	3'-8"	7'	AWNING/FIXED	WOOD PANEL INTERIOR TO BRICK EXTERIOR FINISH	
PH06	6	2'-10"	1'-11"	FIXED	BRICK EXTERIOR, ATTIC INTERIOR	
PH07	6	7'-6"	1'-10"	FIXED	PLASTER INTERIOR TO BRICK EXTERIOR FINISH	
PH08	2	3'-8"	6'-11"	AWNING/FIXED	BRICK INTERIOR AND EXTERIOR	

WINDOW SCHEDULE						
ID	Quantity	Width (Nominal)	Height (Nominal)	Type	NOTES	3D Front View
PH09	2	3'	7'	AWNING/FIXED	BRICK INTERIOR AND STUCCO EXTERIOR	
PH10	3	4'-10"	7'	FIXED	BRICK INTERIOR AND STUCCO EXTERIOR	
PH11	6	3'-9"	6'-10"	AWNING/FIXED GANGED	PLASTER INTERIOR TO BRICK EXTERIOR FINISH (3 TOTAL MULLED UNITS)	
PH12	8	3'-8"	5'-2"	FIXED	BRICK EXTERIOR WITH PLASTER INTERIOR	
PH13	1	3'-8"	3'-7"	CASEMENT	STUCCO INTERIOR TO BRICK EXTERIOR FINISH	
PH13	1	3'-8"	10'-3"	CASEMENT	PLASTER INTERIOR TO BRICK EXTERIOR FINISH - DIVIDED LITE	
PH14	2	4'-10"	3'-6"	FIXED	BRICK INTERIOR AND STUCCO EXTERIOR	
PH15	9	3'-8"	10'-3"	AWNING/FIXED	BRICK EXTERIOR WITH BRICK INTERIOR	
PH16	15	3'-8"	3'-6"	FIXED	BRICK INTERIOR AND EXTERIOR	
PH17	3	4'-10"	7'	AWNING/FIXED	BRICK INTERIOR AND STUCCO EXTERIOR	
PH17A	3	4'-10"	3'-8"	FIXED	BRICK INTERIOR AND STUCCO EXTERIOR	
PH18	4	4'-10"	5'	FIXED	BRICK INTERIOR AND STUCCO EXTERIOR	



1 POWERHOUSE UPPER PLAN
SCALE: 1/8" = 1'-0"



ISSUED FOR BIDDING AND CONSTRUCTION



9443.00 DOC MPCF Appliance Shop, Powerhouse, Carpentry, and Paint Shop Window Replacement
1200 EAST WASHINGTON STREET
MOUNT PLEASANT, IA 52641

MARK	DATE	DESCRIPTION

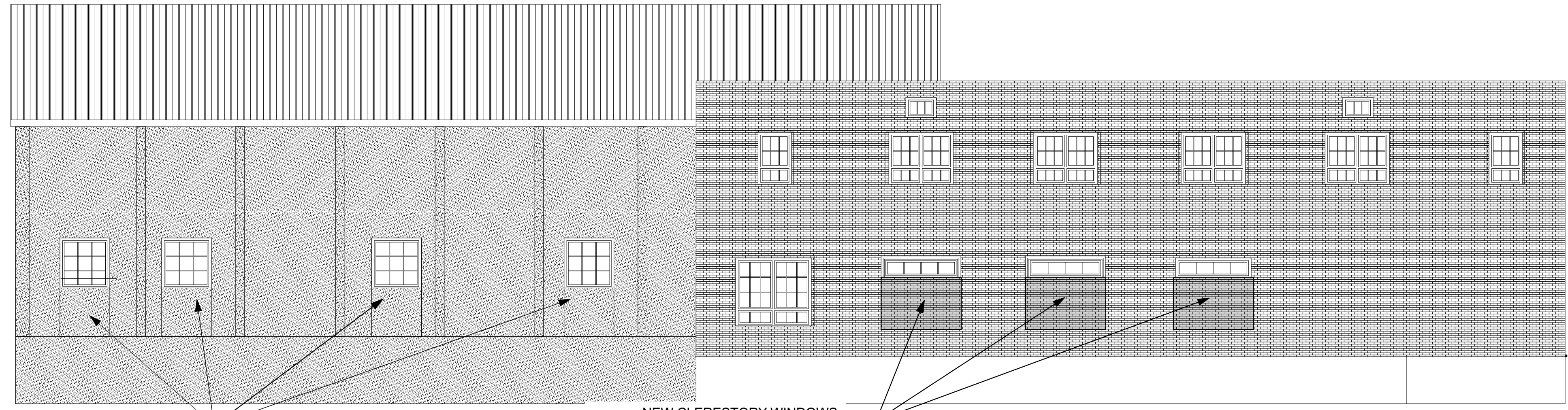
PROJECT NO: **G25-001**
DATE: **3/30/2025**
DRAWN BY: **MSN**
COPYRIGHT

SHEET TITLE
POWERHOUSE UPPER PLAN

A-33

horizon.
original.
architecture.
MICHAEL@HORIZON-ARCHITECTURE.COM
PH 1 (563) 506-4965
WWW.HORIZON-ARCHITECTURE.COM

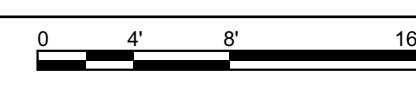
C:\Users\miken\Horizon Architecture - Documents\Projects\General Projects\G25-001 - DAS MPCF Tuckpoint and Windows\1 - Model and Design\MPCF Window Replacements.pln



NEW HALF-HEIGHT WINDOWS AT BOILER ROOM, FINISH WITH STUCCO

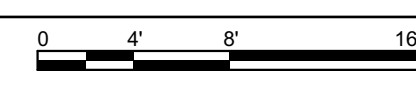
NEW CLERESTORY WINDOWS, FILL REMAINING OPENING WITH BRICK

1 POWERHOUSE EAST ELEVATION
SCALE: 1/8" = 1'-0"



INSULATED PANEL AT BOTTOM TWO ROWS TO ACCOMMODATE REINSTALLATION OF AIR CONDITIONING UNIT

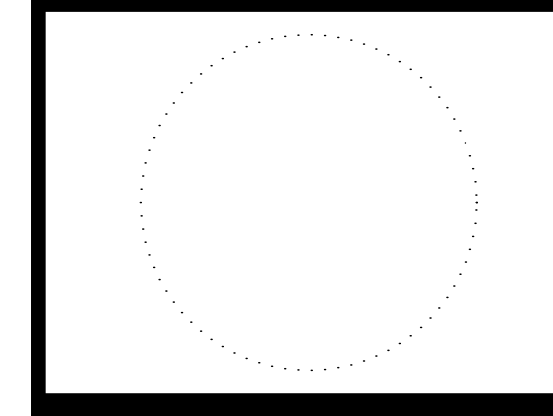
2 POWERHOUSE NORTH ELEVATION
SCALE: 1/8" = 1'-0"



ISSUED FOR BIDDING AND CONSTRUCTION

horizon.
original.
architecture.

MICHAEL@HORIZON-ARCHITECTURE.COM
PH 1 (563) 506-4965
WWW.HORIZON-ARCHITECTURE.COM



9443.00 DOC MPCF Appliance Shop, Powerhouse, Carpentry, and Paint Shop Window Replacement

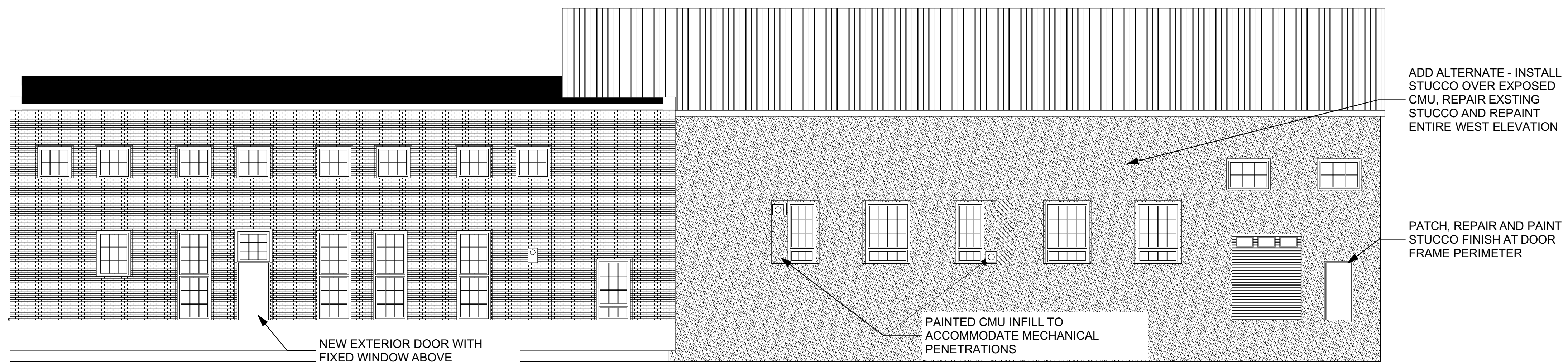
1200 EAST WASHINGTON STREET
MOUNT PLEASANT, IA 52641

MARK	DATE	DESCRIPTION

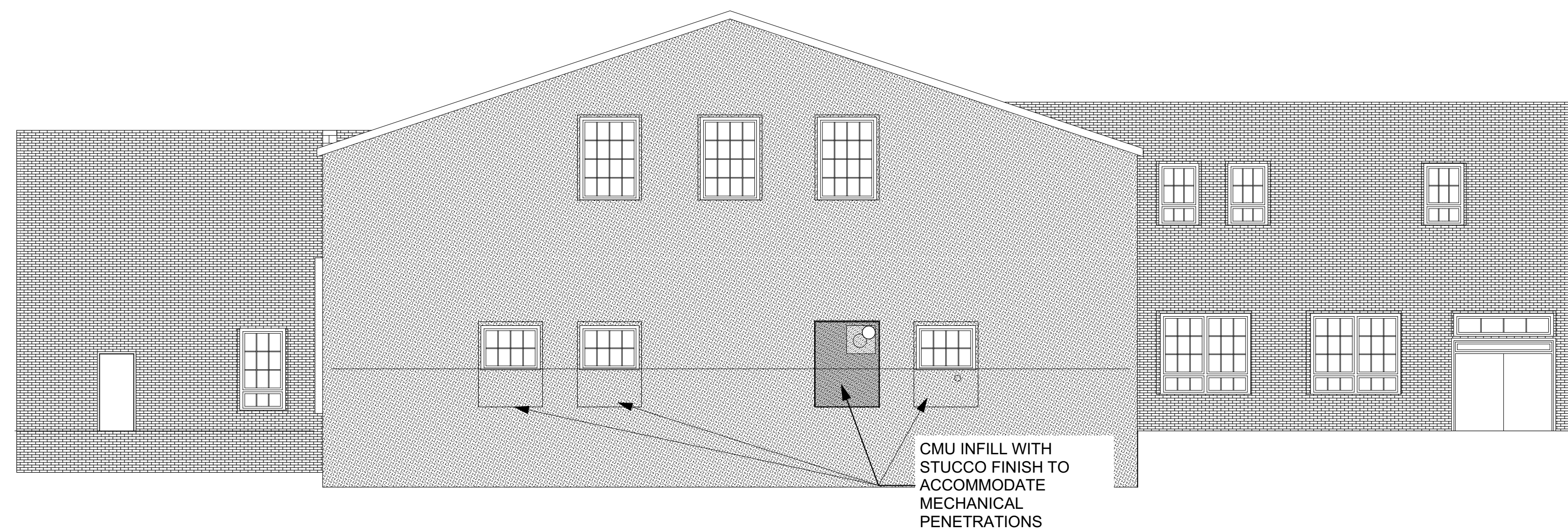
PROJECT NO: **G25-001**
DATE: **3/30/2025**
DRAWN BY: **MSN**
COPYRIGHT

SHEET TITLE
POWERHOUSE ELEVATIONS

A-34




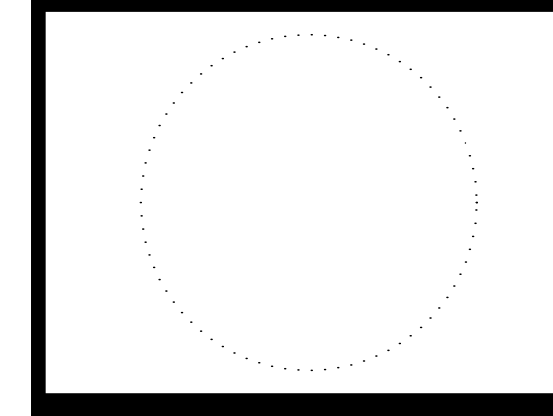
1 POWERHOUSE WEST ELEVATION
SCALE: 1/8" = 1'-0"



2 POWERHOUSE SOUTH ELEVATION
SCALE: 1/8" = 1'-0"

ISSUED FOR BIDDING AND CONSTRUCTION


 MICHAEL@HORIZON-ARCHITECTURE.COM
 PH 1 (563) 506-4965
 WWW.HORIZON-ARCHITECTURE.COM



**9443.00 DOC MPCF Appliance
 Shop, Powerhouse, Carpentry,
 and Paint Shop Window
 Replacement**
 1200 EAST WASHINGTON STREET
 MOUNT PLEASANT, IA 52641

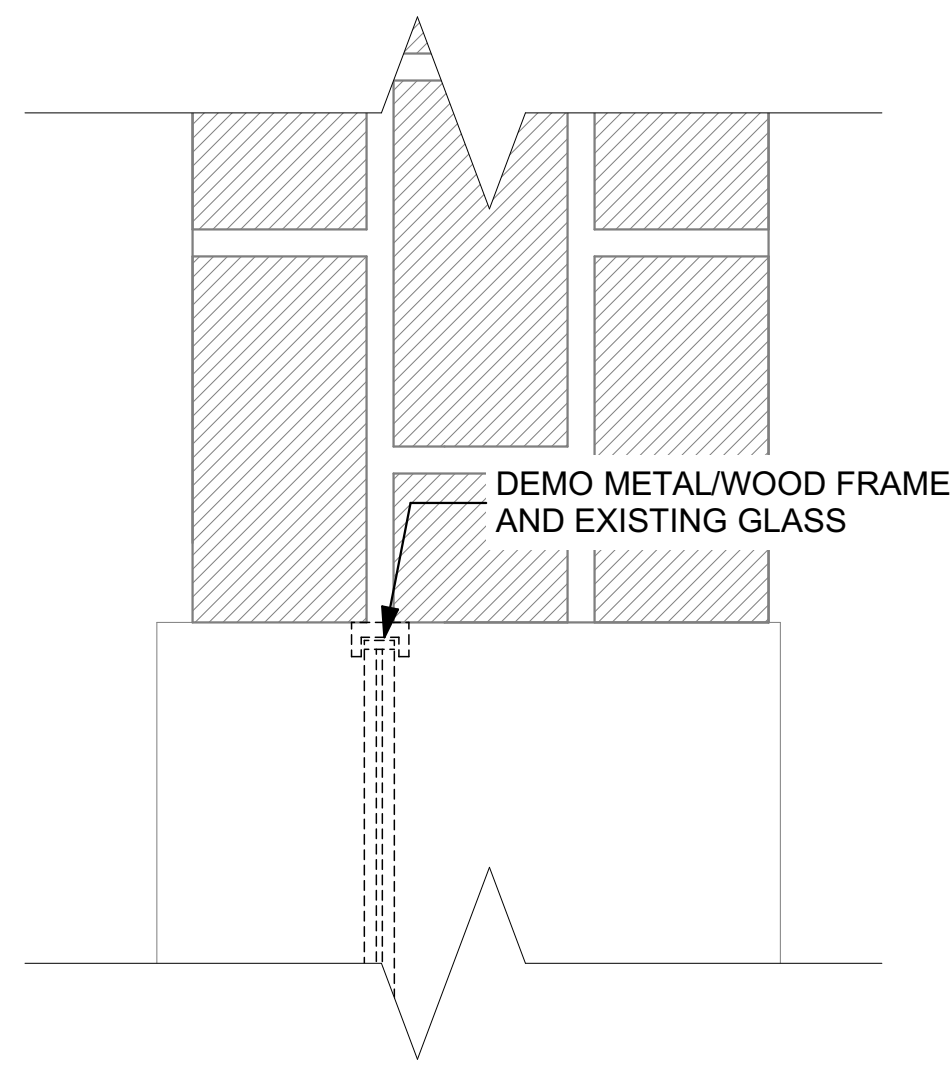
MARK	DATE	DESCRIPTION

PROJECT NO: **G25-001**
 DATE: **3/30/2025**
 DRAWN BY: **MSN**
 COPYRIGHT

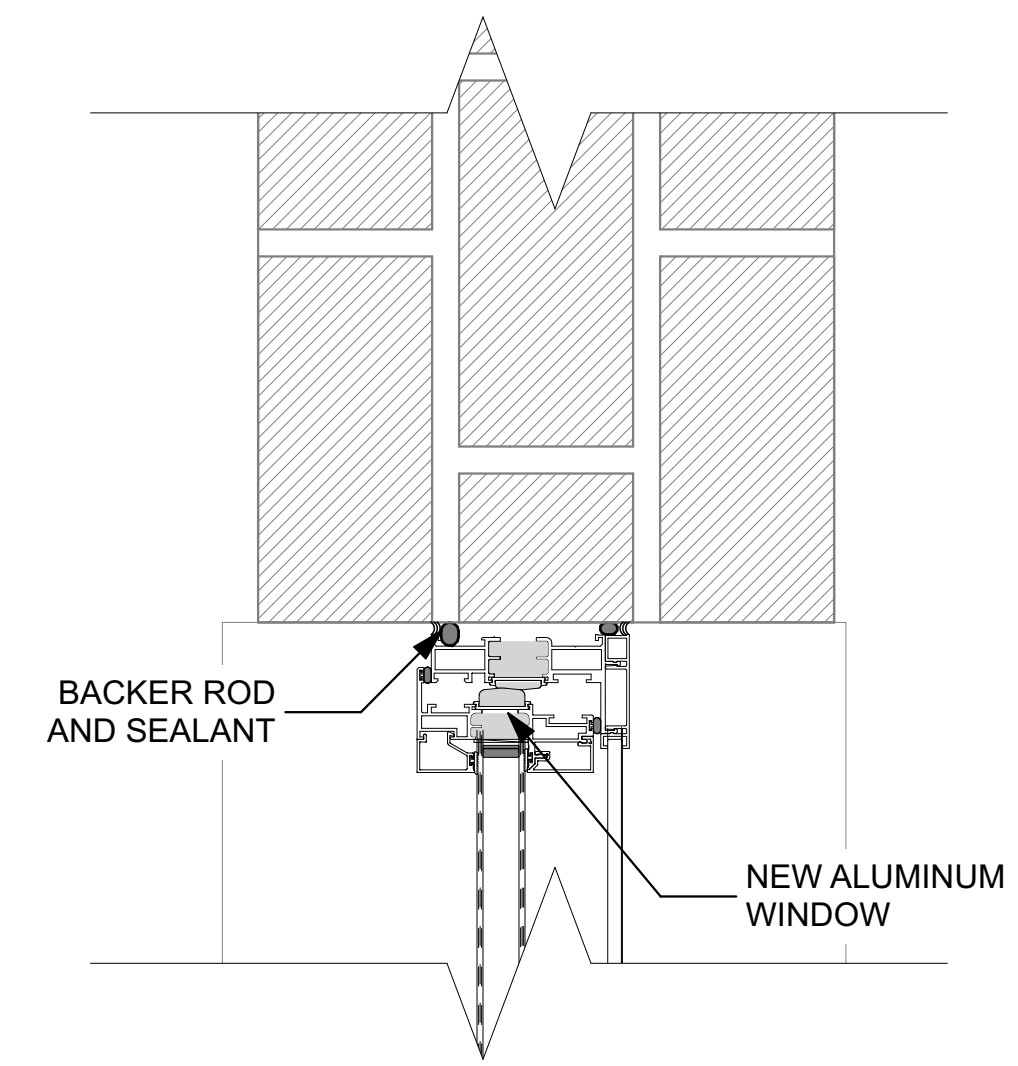
SHEET TITLE
**POWERHOUSE
 ELEVATIONS 2**

A-35

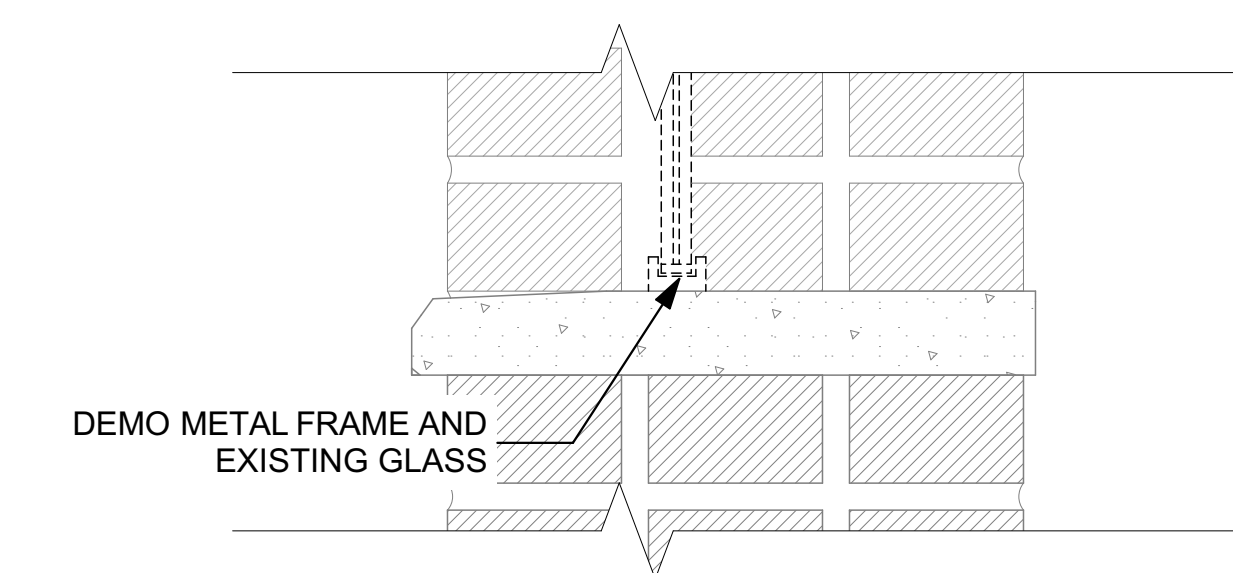
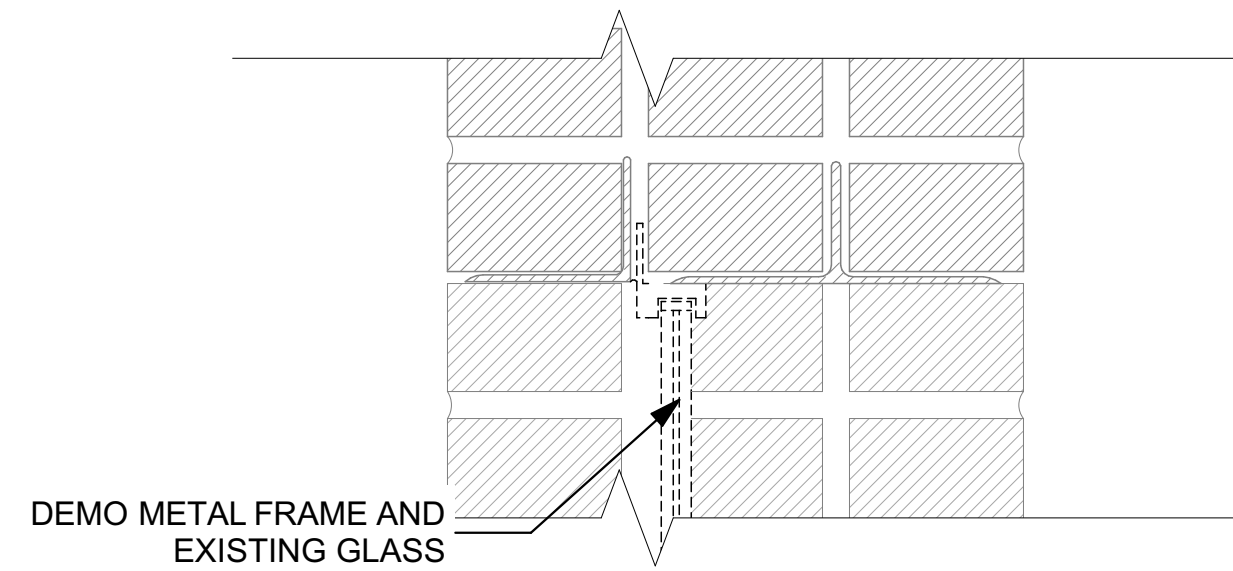
GENERAL NOTE
 - PROTECT FINISHES TO REMAIN DURING DEMOLITION. CONTRACTOR WILL BE RESPONSIBLE FOR RESTORING FINISHES TO ORIGINAL CONDITION UNLESS OTHERWISE INDICATED.



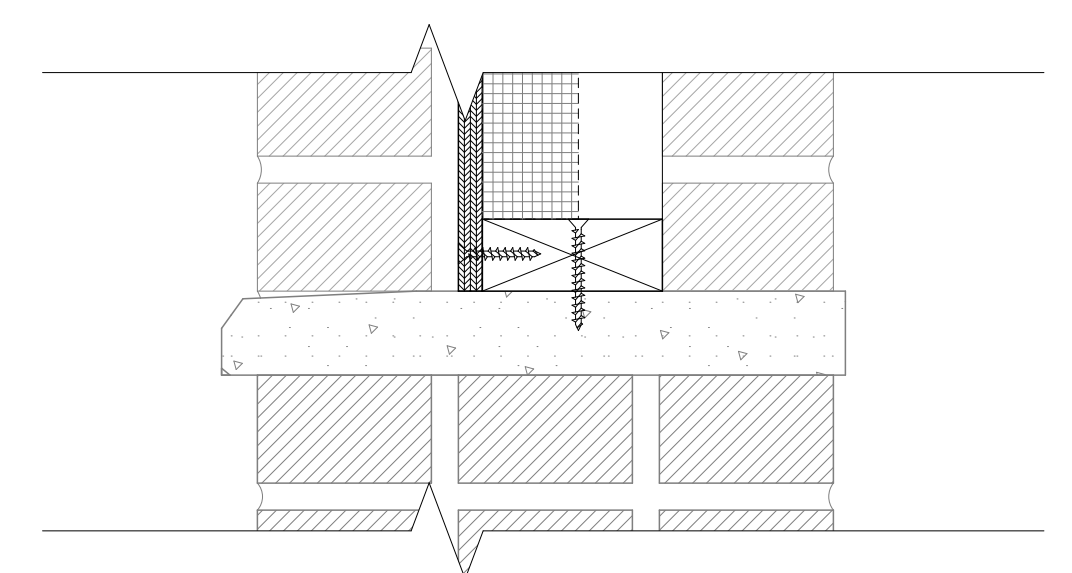
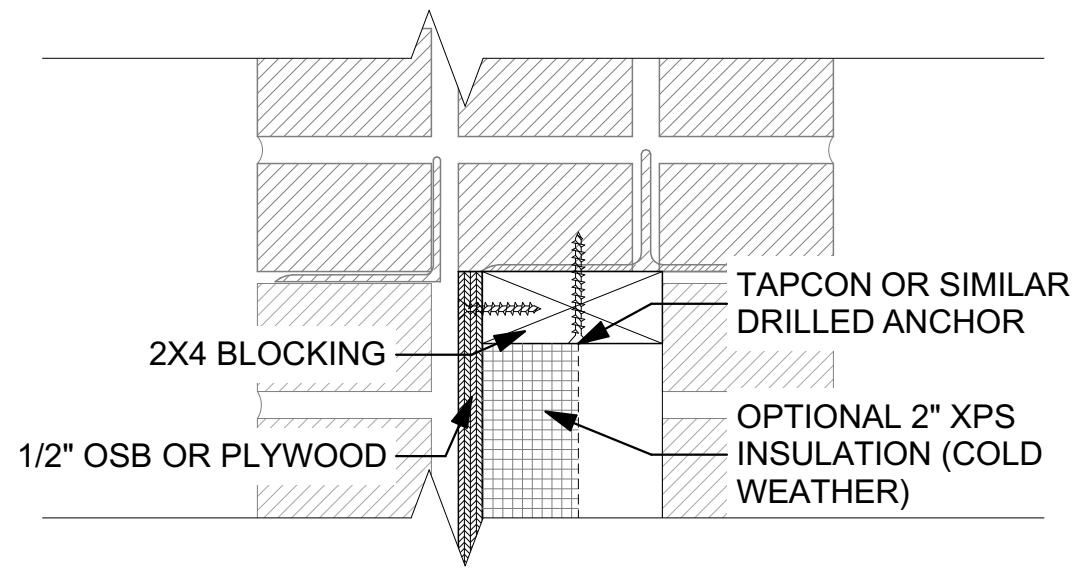
4 JAMB DEMOLITION DETAIL
 SCALE: 3" = 1'-0"



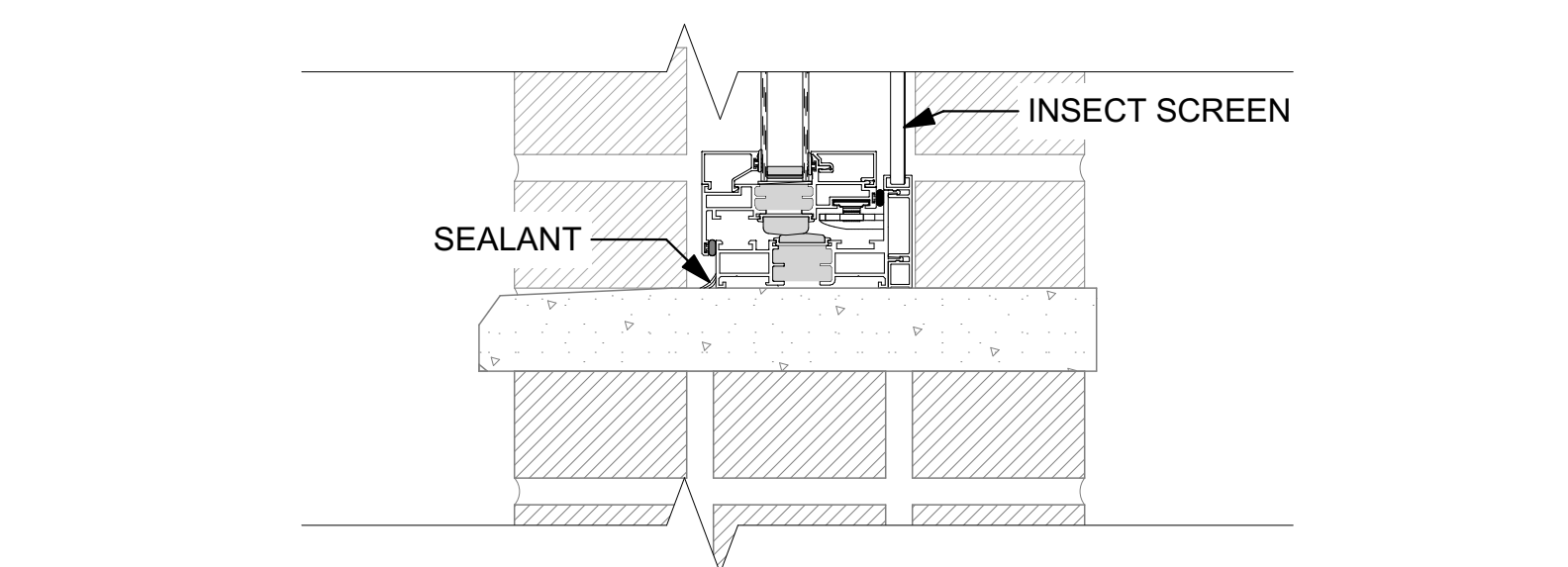
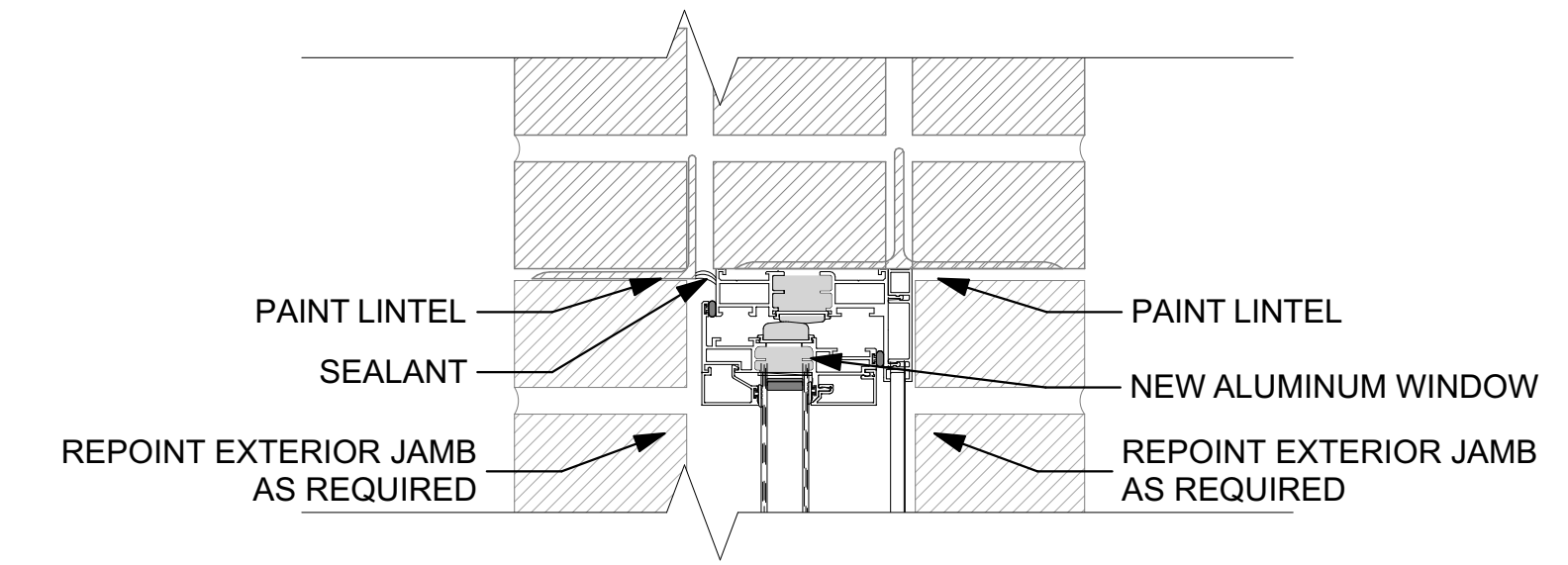
5 JAMB DETAIL
 SCALE: 3" = 1'-0"




1 BRICK TO BRICK DEMOLITION SECTION
 SCALE: 3" = 1'-0"



2 TEMPORARY INFILL DETAIL
 SCALE: 3" = 1'-0"



3 BRICK TO BRICK WINDOW DETAIL
 SCALE: 3" = 1'-0"



9443.00 DOC MPCF Appliance Shop, Powerhouse, Carpentry, and Paint Shop Window Replacement
 1200 EAST WASHINGTON STREET
 MOUNT PLEASANT, IA 52641

ISSUED FOR BIDDING AND CONSTRUCTION

MARK	DATE	DESCRIPTION

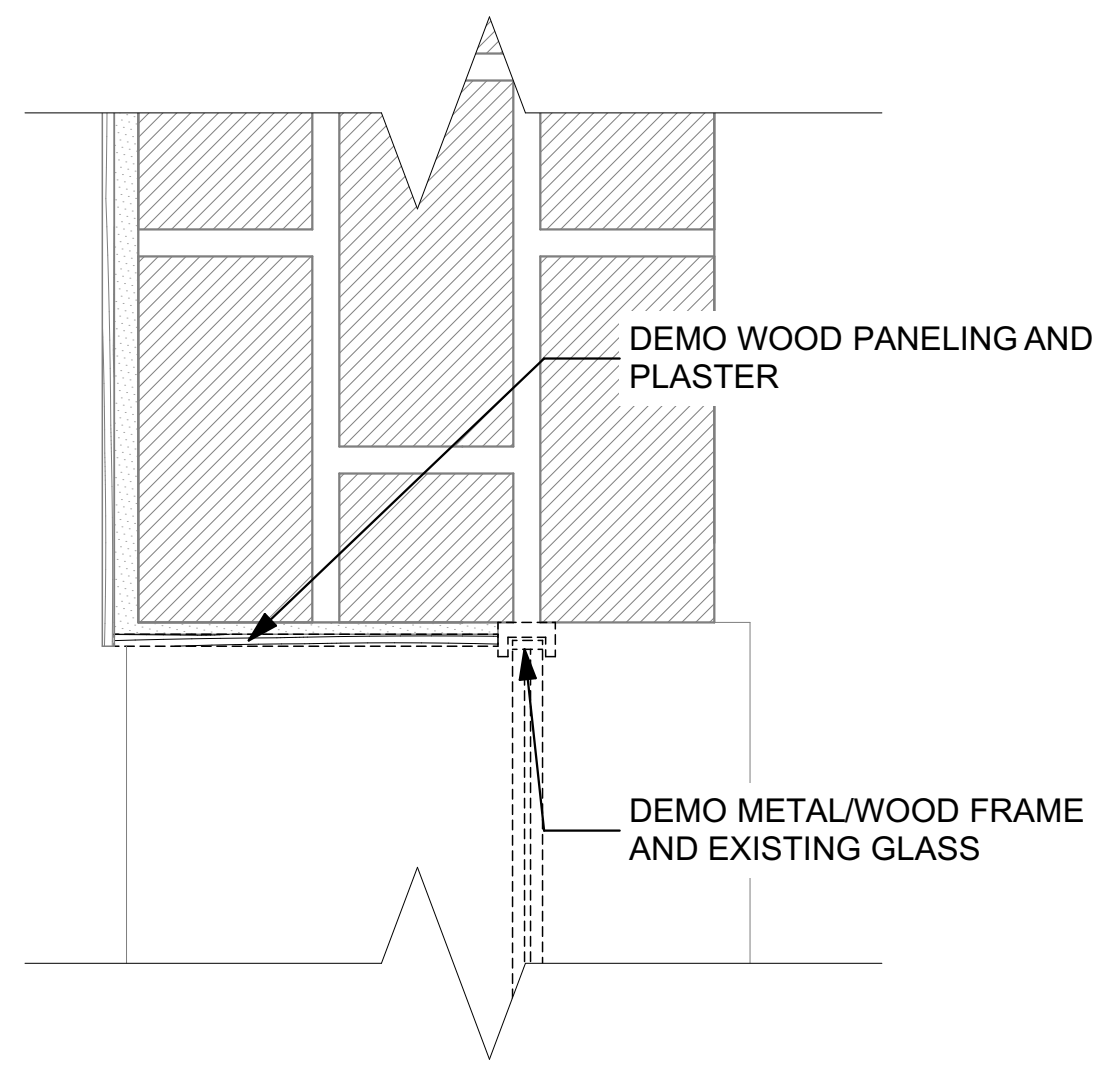
PROJECT NO: **G25-001**
 DATE: **3/30/2025**
 DRAWN BY: **MSN**
 COPYRIGHT

SHEET TITLE
POWERHOUSE DETAILS - BRICK INTERIOR

A-36

GENERAL NOTE

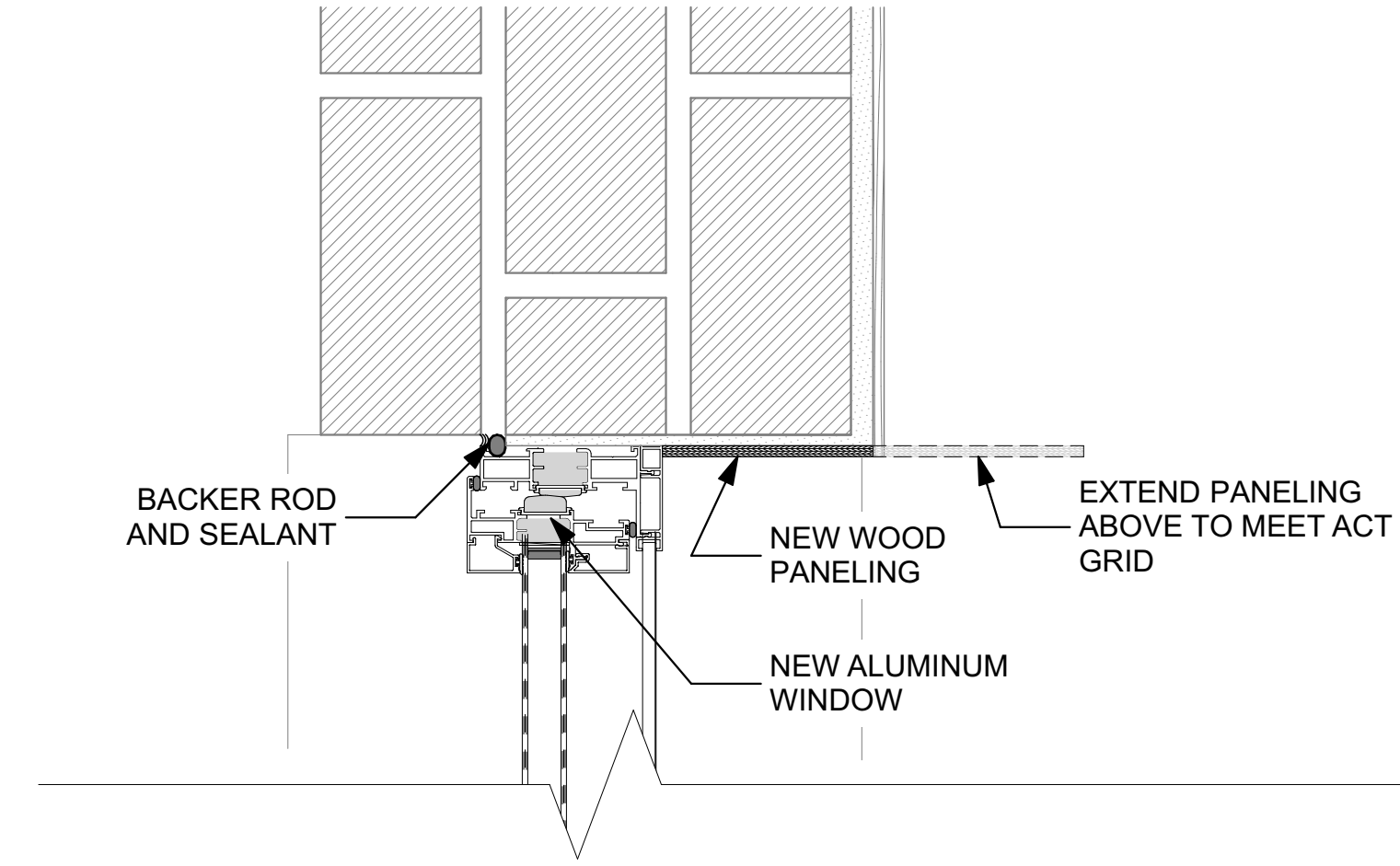
- PROTECT FINISHES TO REMAIN DURING DEMOLITION. CONTRACTOR WILL BE RESPONSIBLE FOR RESTORING FINISHES TO ORIGINAL CONDITION UNLESS OTHERWISE INDICATED.



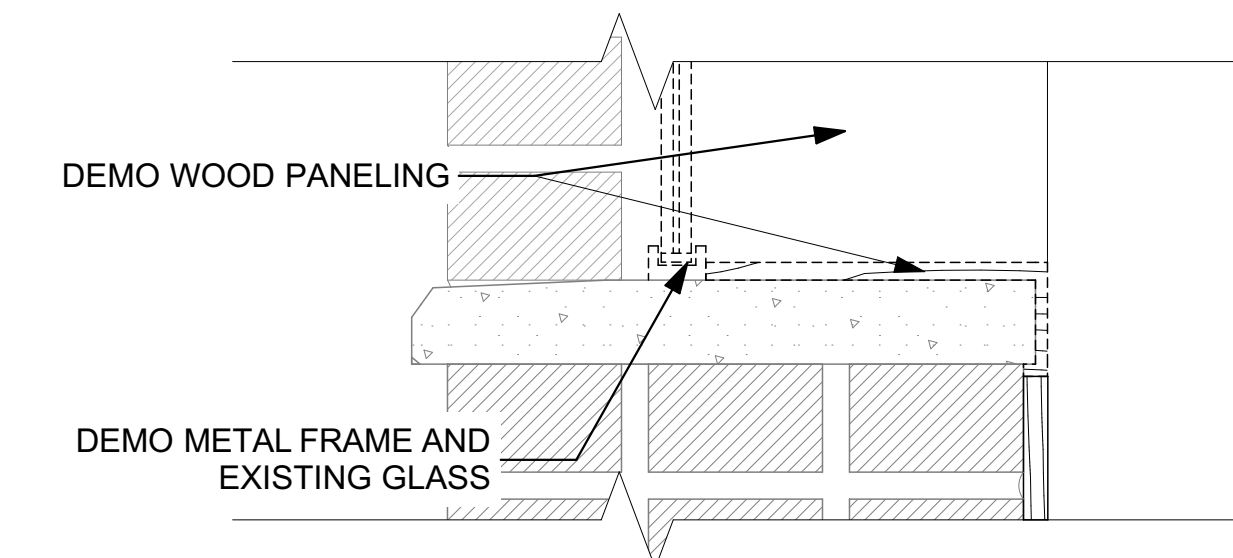
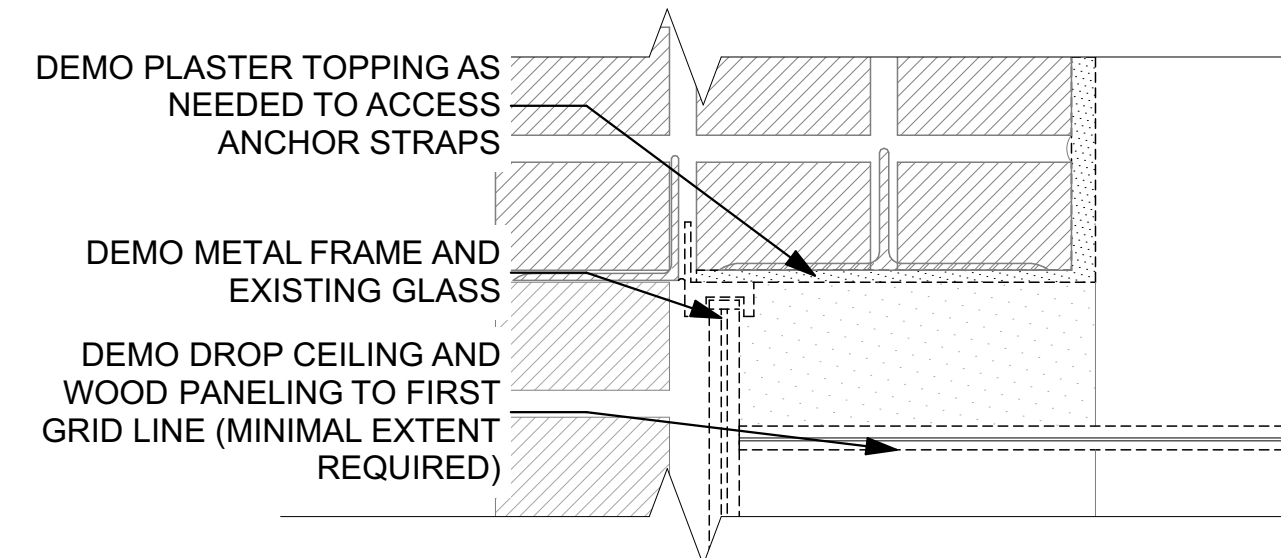
4 JAMB DEMOLITION DETAIL
SCALE: 3" = 1'-0"

PLYWOOD FINISH NOTE

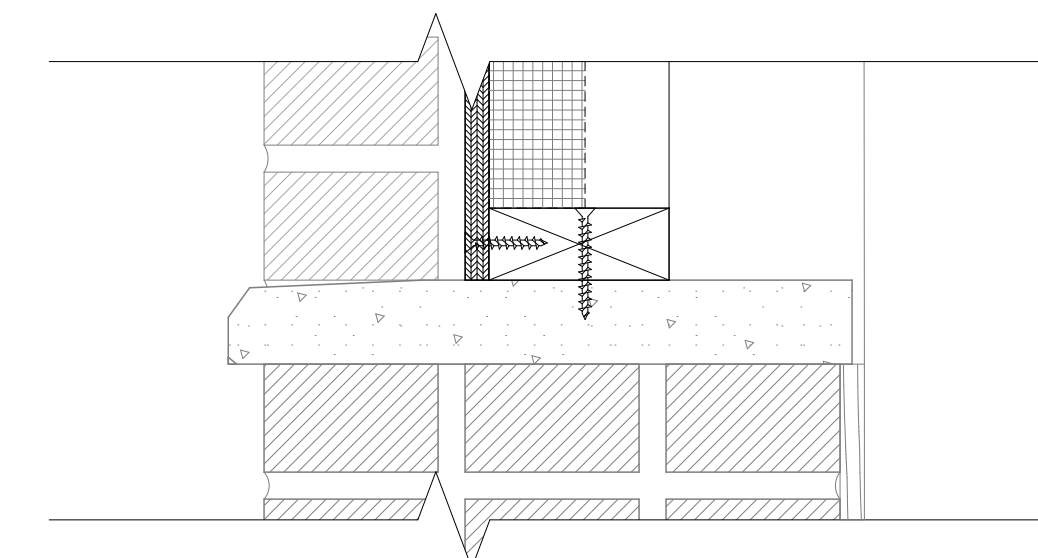
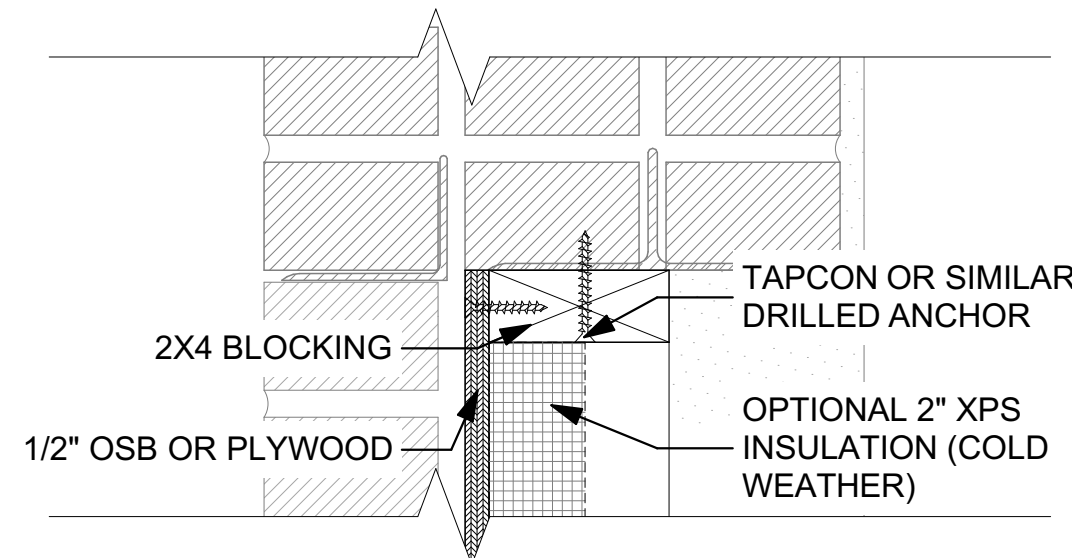
- WOOD PANELING/PREFINISHED PLYWOOD TO BE 3/4" (NOM) PREFINISHED FURNITURE GRADE MAPLE PLYWOOD. MISCELLANEOUS FRAMING/BLOCKING TO BE DIMENSIONAL FRAMING LUMBER, #2 OR BETTER.



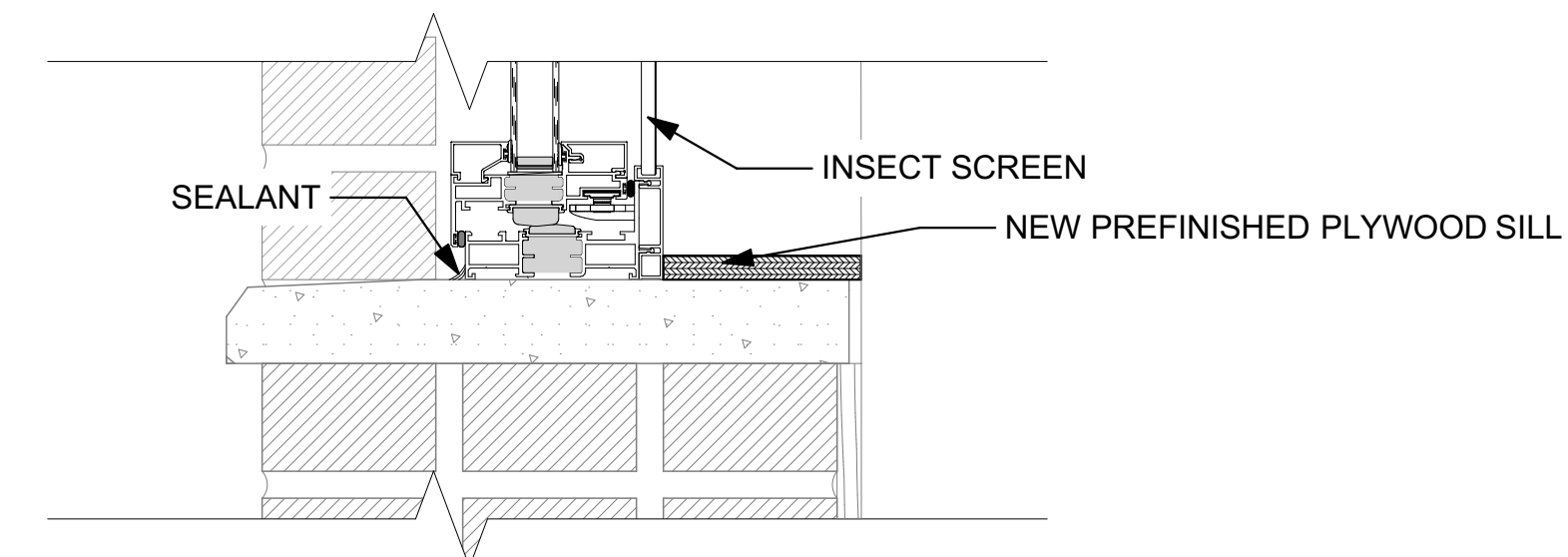
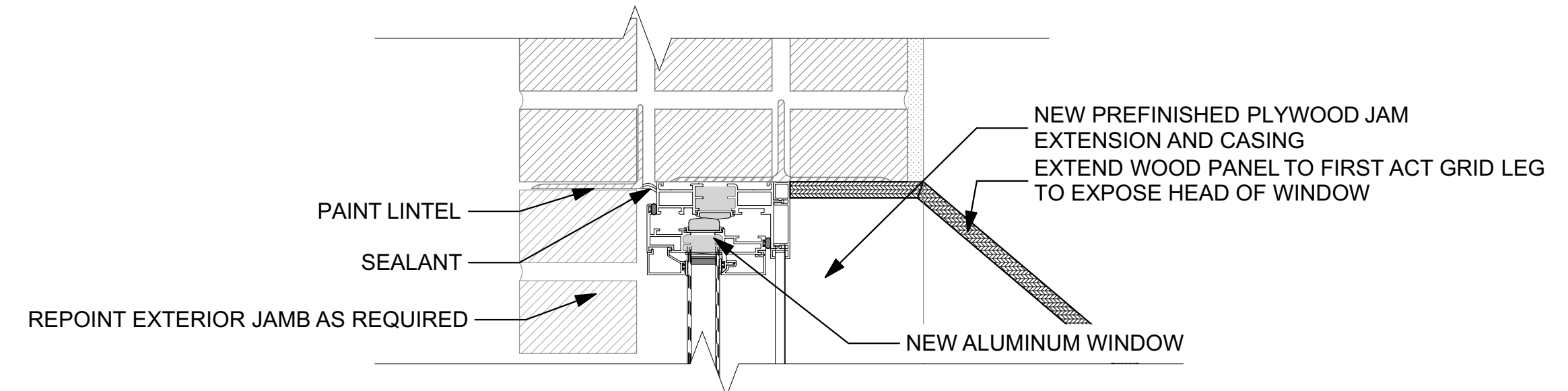
5 WOOD INTERIOR JAMB DETAIL
SCALE: 3" = 1'-0"



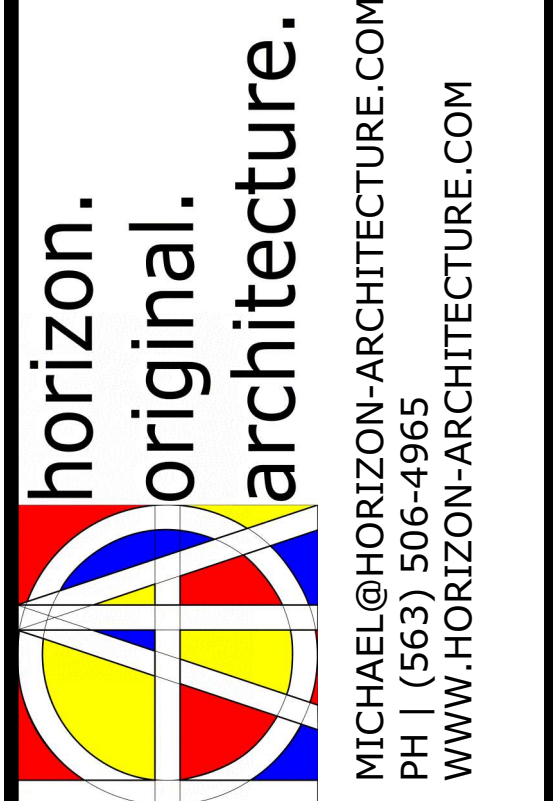
1 WOOD TO BRICK DEMOLITION SECTION
SCALE: 3" = 1'-0"



2 TEMPORARY INFILL DETAIL
SCALE: 3" = 1'-0"



3 WOOD TO BRICK WINDOW DETAIL
SCALE: 3" = 1'-0"



9443.00 DOC MPCF Appliance Shop, Powerhouse, Carpentry, and Paint Shop Window Replacement

1200 EAST WASHINGTON STREET
MOUNT PLEASANT, IA 52641

ISSUED FOR BIDDING AND CONSTRUCTION

MARK	DATE	DESCRIPTION

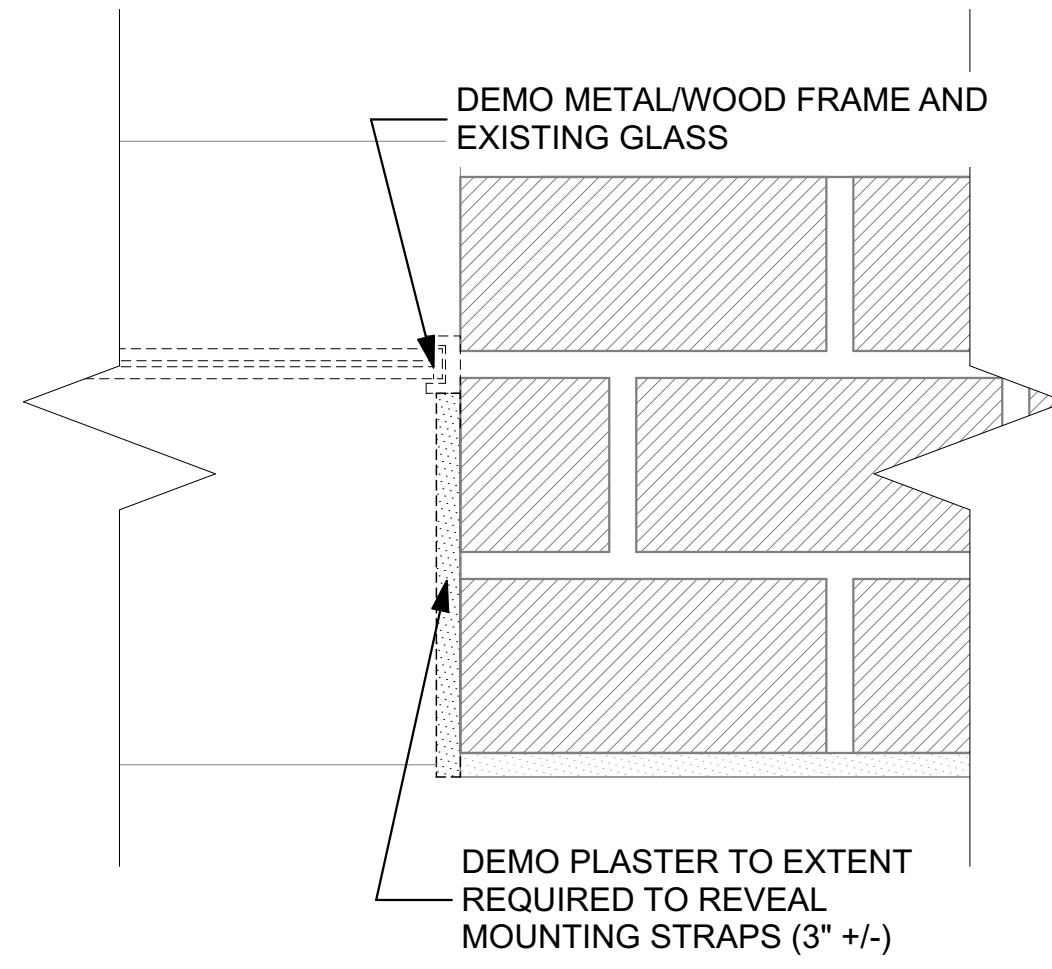
PROJECT NO: **G25-001**
DATE: **3/30/2025**
DRAWN BY: **MSN**
COPYRIGHT

SHEET TITLE
POWERHOUSE DETAILS - WOOD INTERIOR

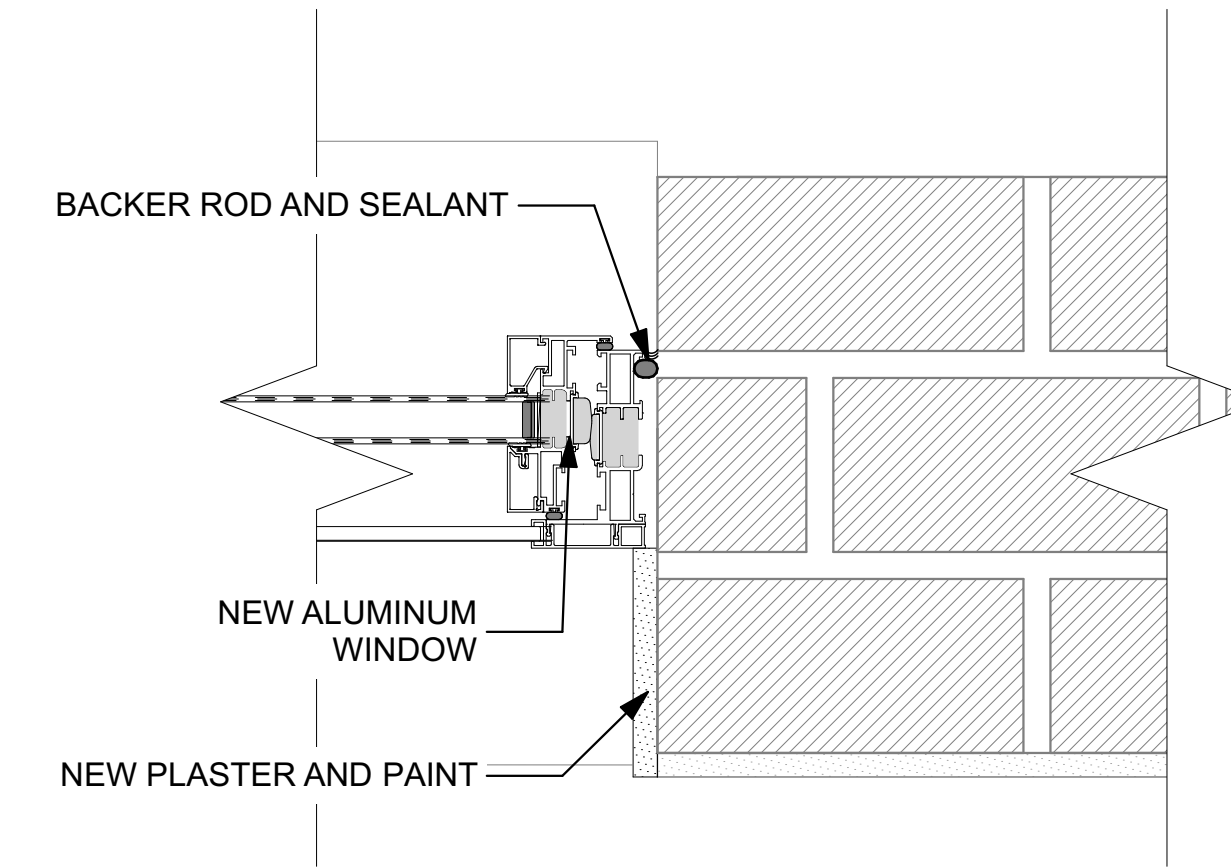
A-37

GENERAL NOTE

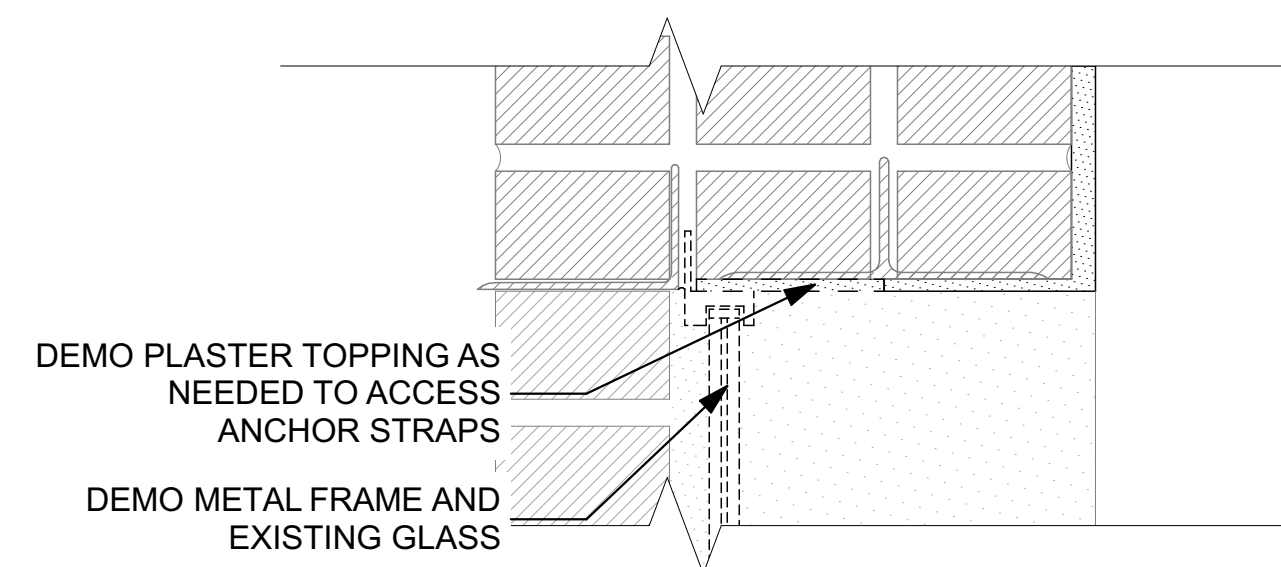
- PROTECT FINISHES TO REMAIN DURING DEMOLITION. CONTRACTOR WILL BE RESPONSIBLE FOR RESTORING FINISHES TO ORIGINAL CONDITION UNLESS OTHERWISE INDICATED.



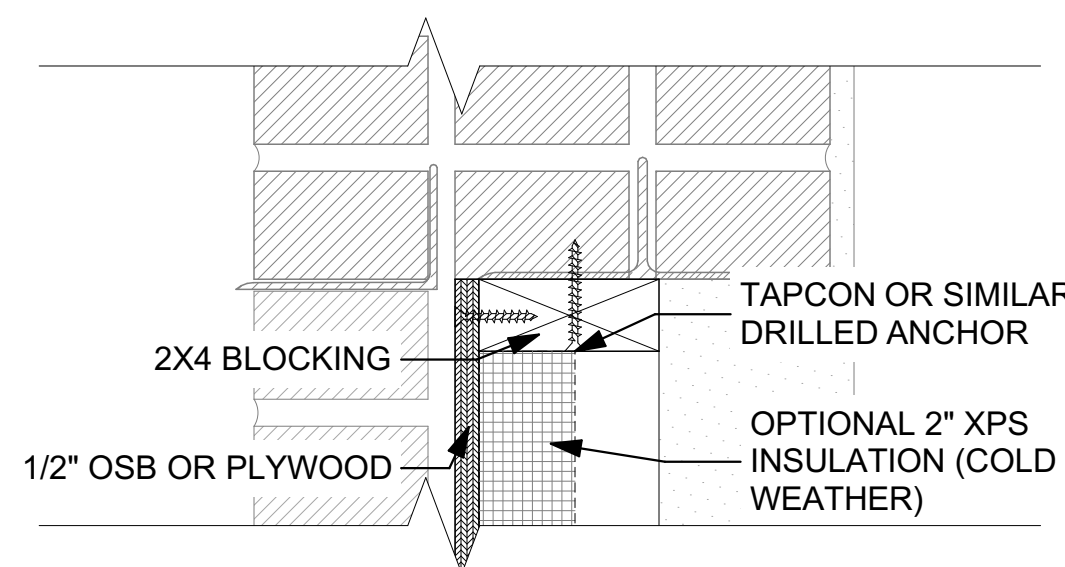
4 JAMB DEMOLITION DETAIL
SCALE: 3" = 1'-0"
0 3" 6" 9"



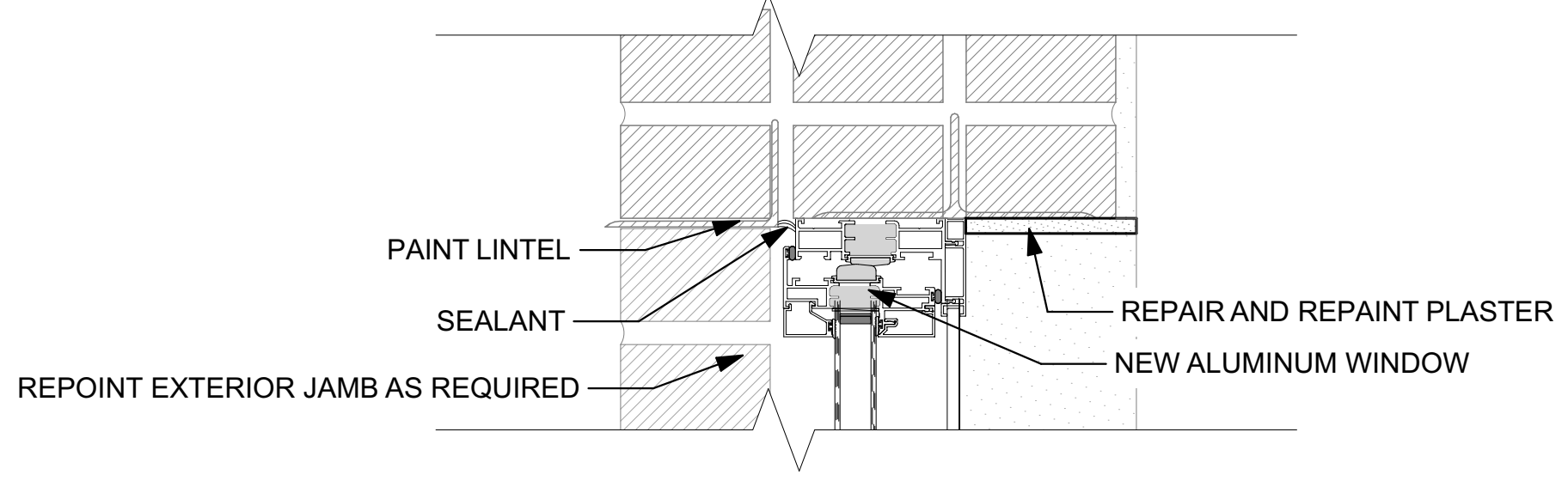
5 JAMB DETAIL
SCALE: 3" = 1'-0"
0 3" 6" 9"



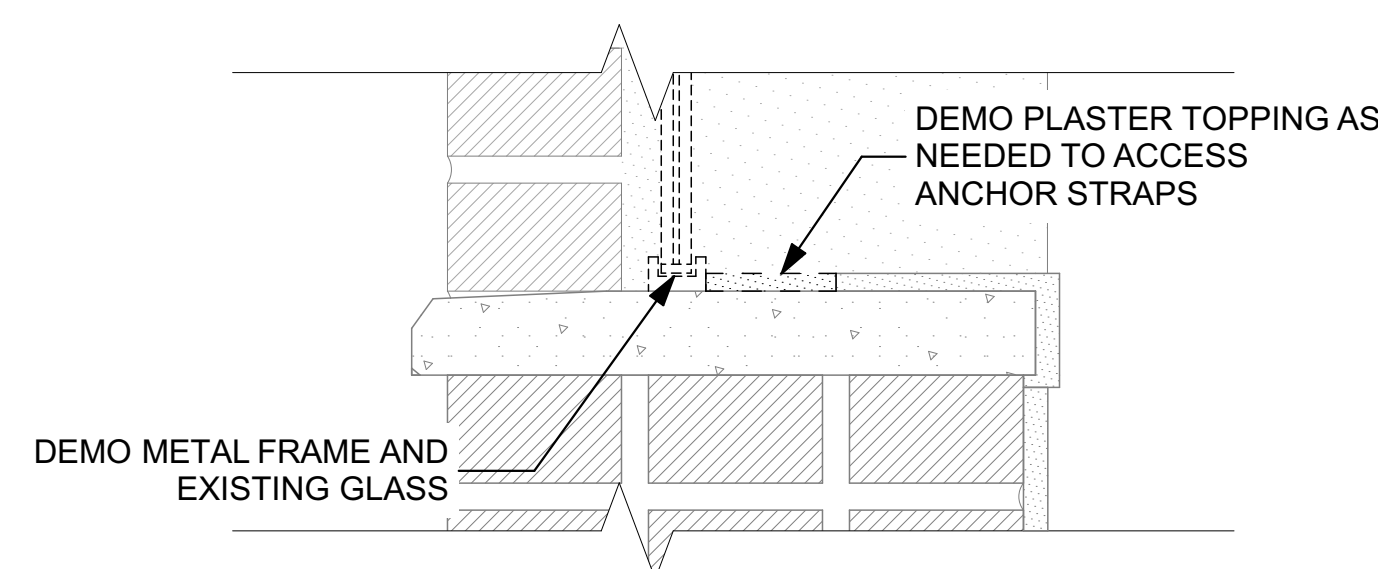
1 PLASTER TO BRICK DEMOLITION SECTION
SCALE: 3" = 1'-0"
0 3" 6" 9"



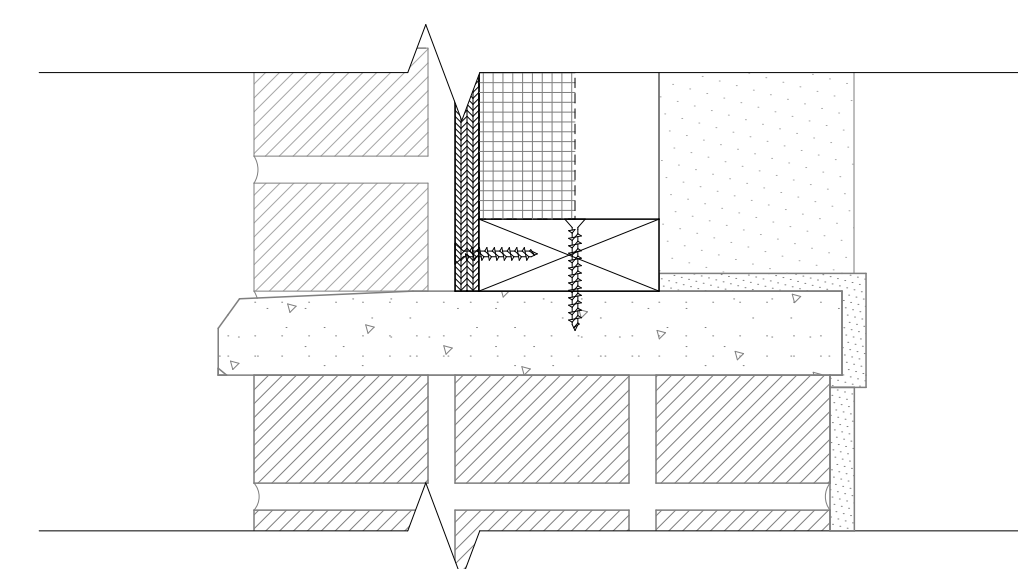
2 TEMPORARY INFILL DETAIL
SCALE: 3" = 1'-0"
0 3" 6" 9"



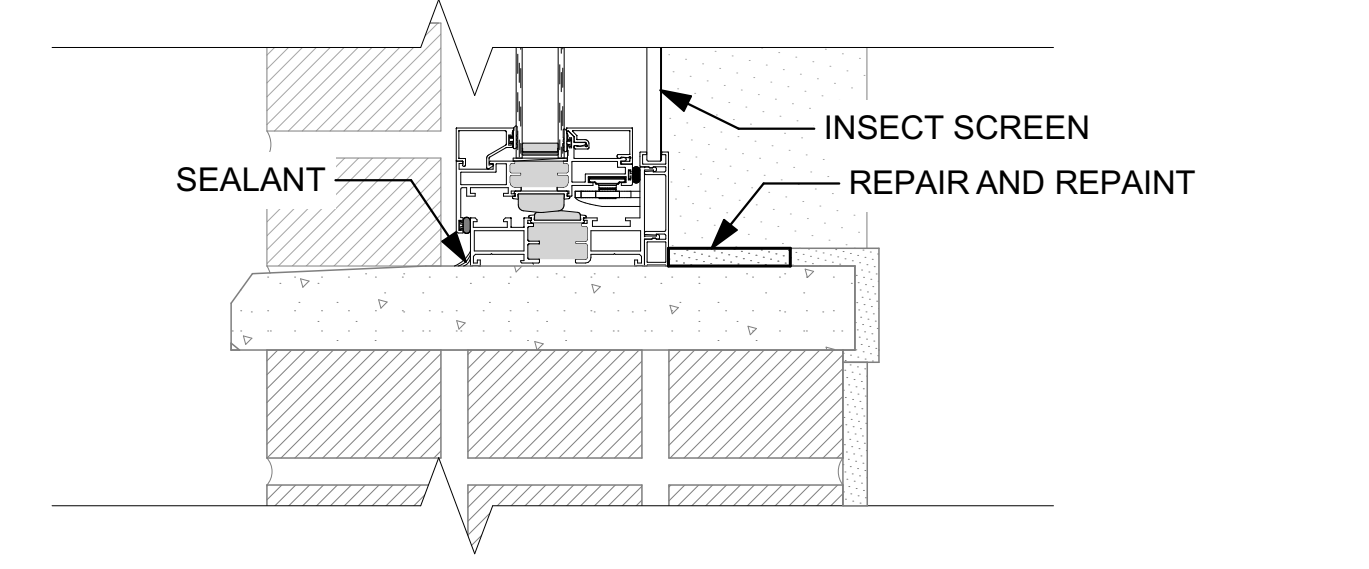
3 PLASTER TO BRICK WINDOW DETAIL
SCALE: 3" = 1'-0"
0 3" 6" 9"




1 PLASTER TO BRICK DEMOLITION SECTION
SCALE: 3" = 1'-0"
0 3" 6" 9"



2 TEMPORARY INFILL DETAIL
SCALE: 3" = 1'-0"
0 3" 6" 9"



3 PLASTER TO BRICK WINDOW DETAIL
SCALE: 3" = 1'-0"
0 3" 6" 9"



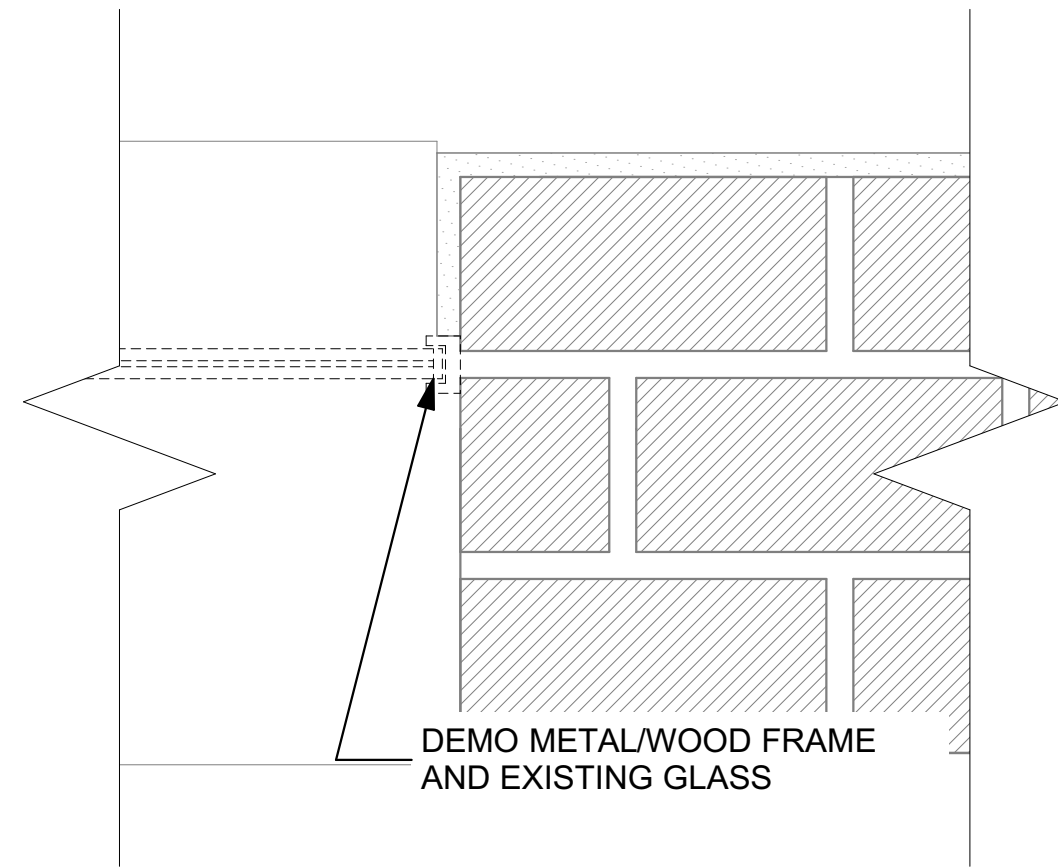
ISSUED FOR BIDDING AND CONSTRUCTION

MARK	DATE	DESCRIPTION

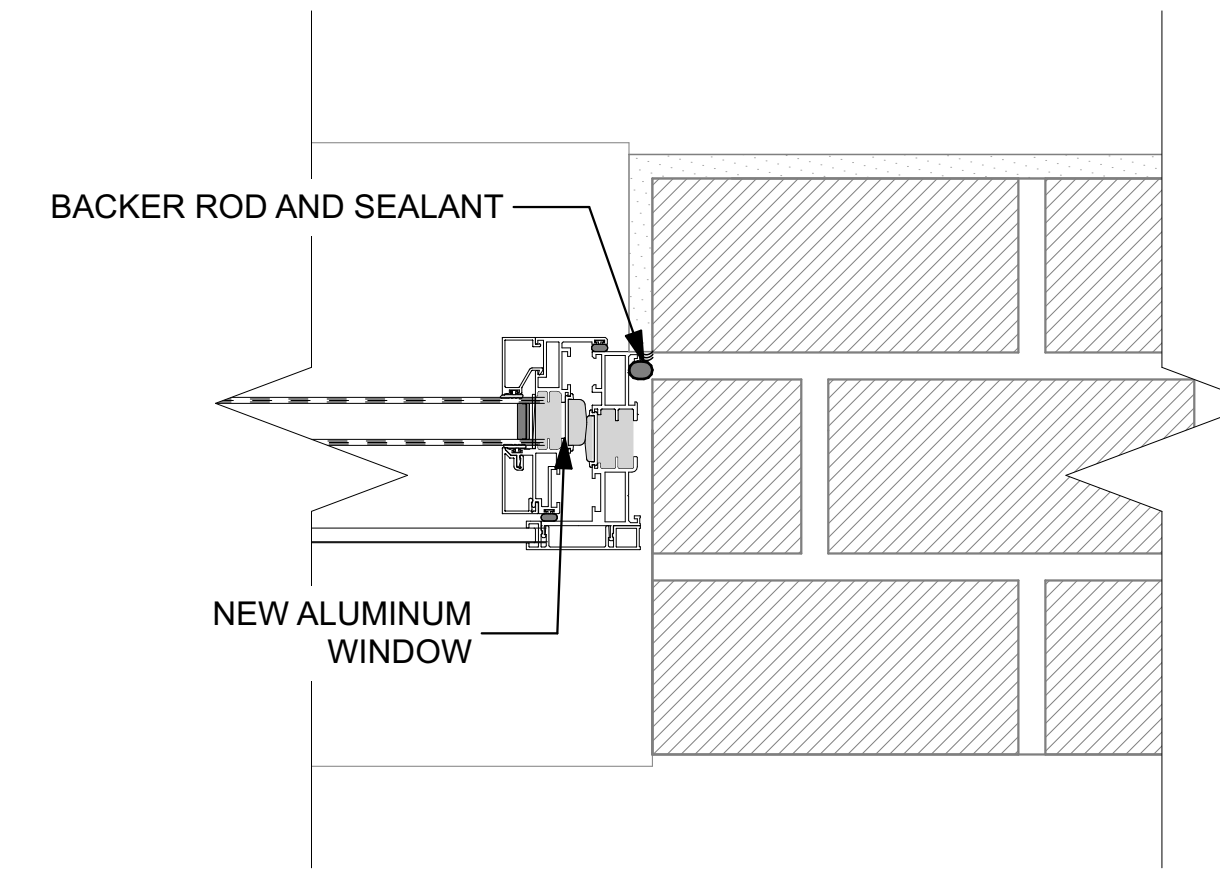
PROJECT NO: **G25-001**
DATE: **3/30/2025**
DRAWN BY: **MSN**
COPYRIGHT

SHEET TITLE
POWERHOUSE DETAILS - PLASTER INTERIOR

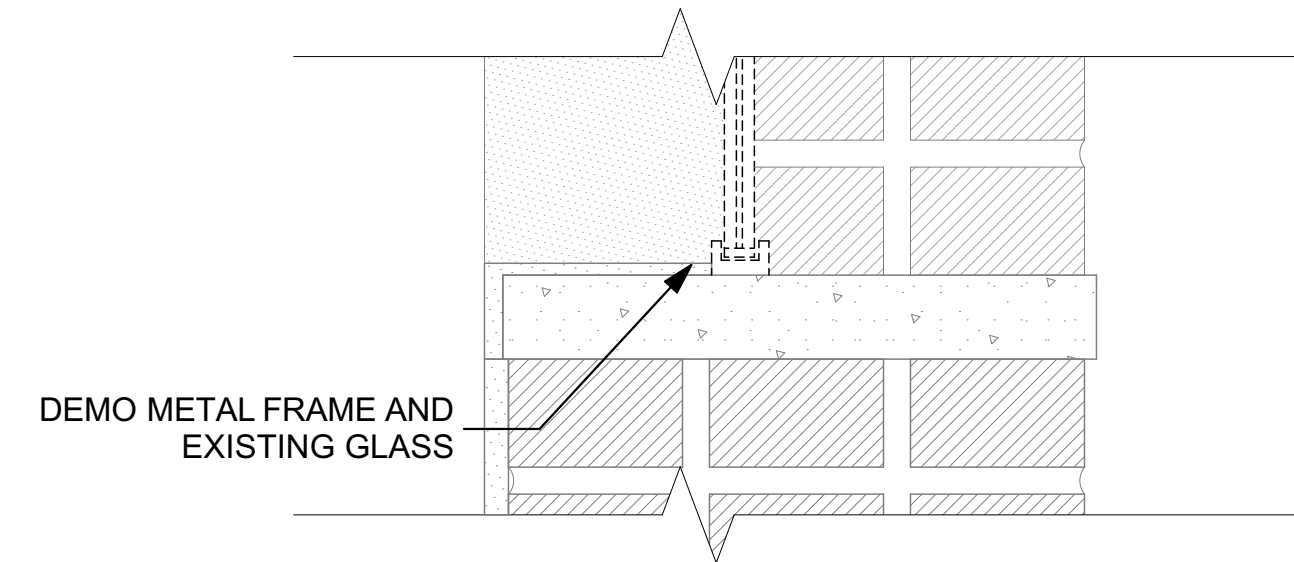
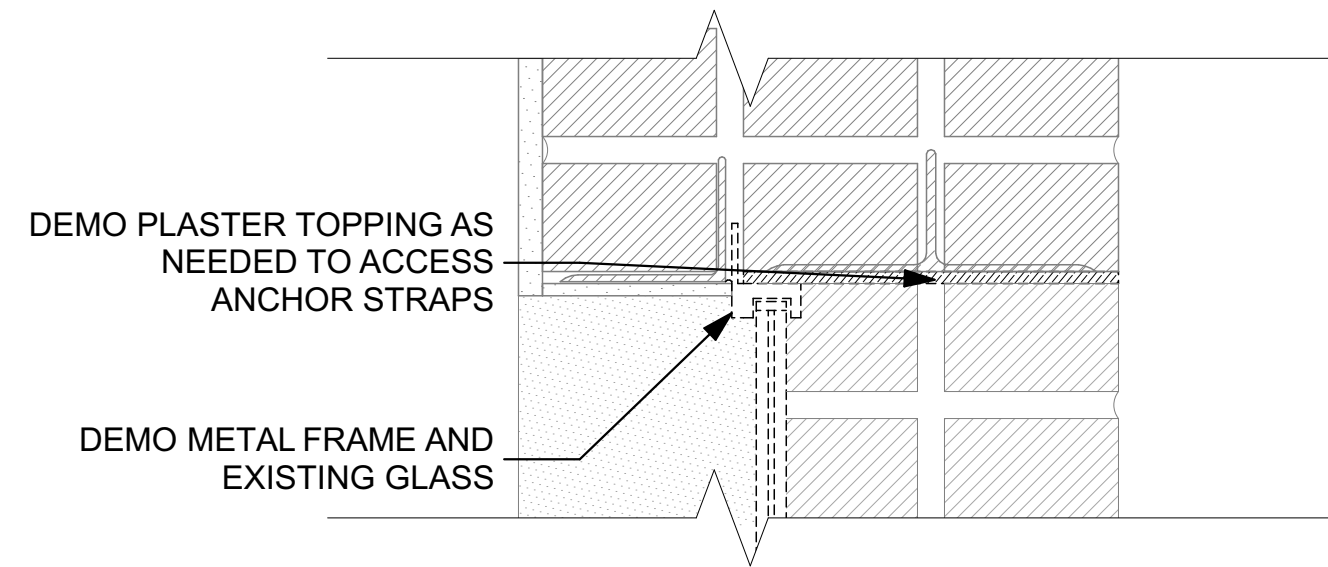
GENERAL NOTE
 - PROTECT FINISHES TO REMAIN DURING DEMOLITION. CONTRACTOR WILL BE RESPONSIBLE FOR RESTORING FINISHES TO ORIGINAL CONDITION UNLESS OTHERWISE INDICATED.



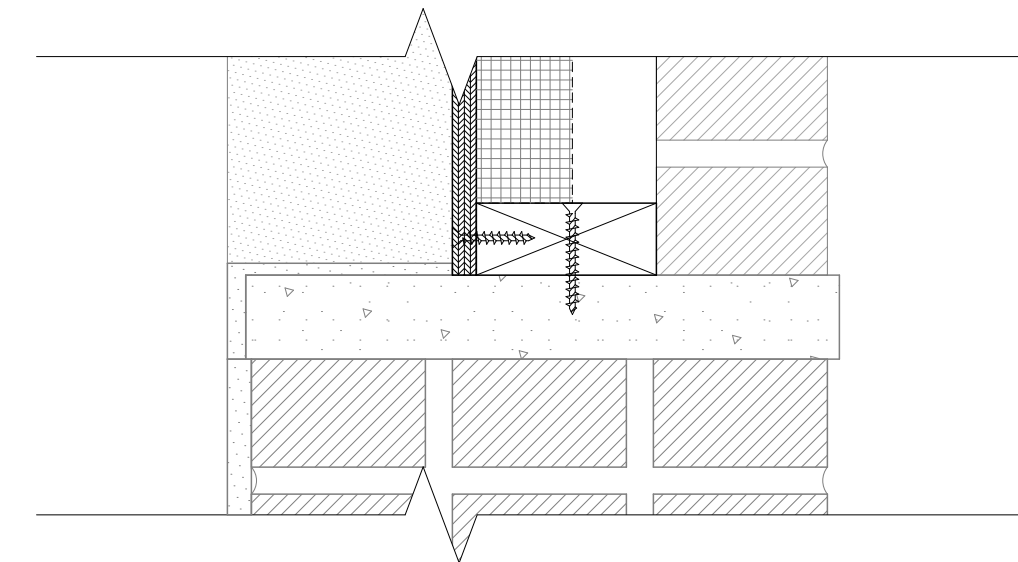
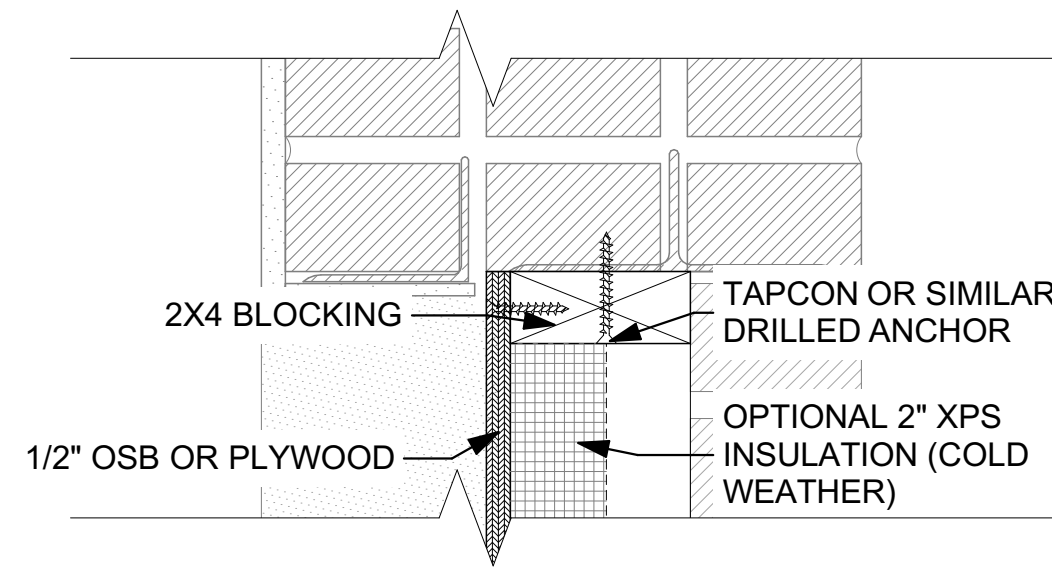
4 JAMB DEMOLITION DETAIL
 SCALE: 3" = 1'-0"



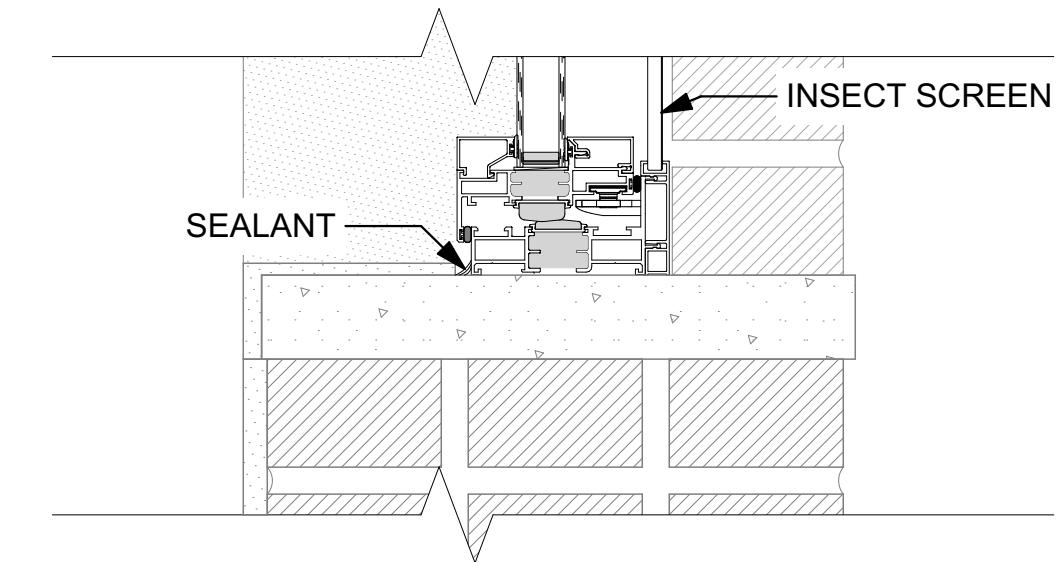
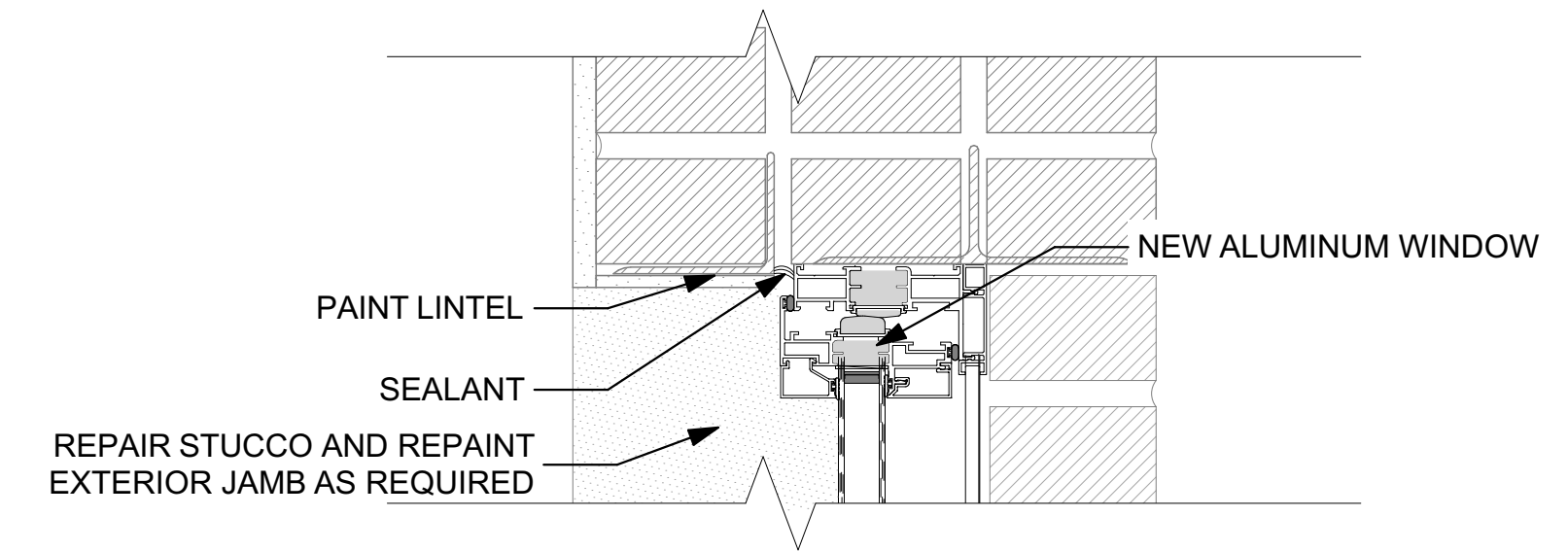
5 BRICK TO STUCCO JAMB DETAIL
 SCALE: 3" = 1'-0"



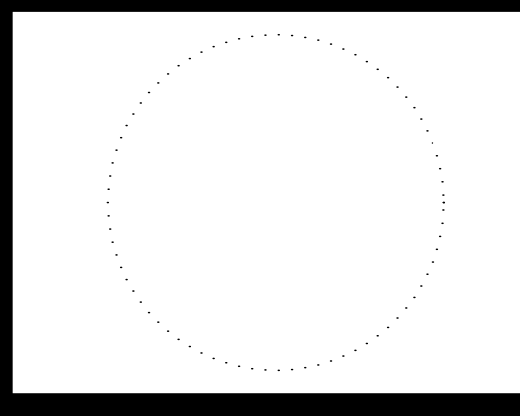
1 BRICK TO STUCCO DEMOLITION SECTION
 SCALE: 3" = 1'-0"



2 TEMPORARY INFILL DETAIL
 SCALE: 3" = 1'-0"



3 BRICK TO STUCCO WINDOW DETAIL
 SCALE: 3" = 1'-0"



9443.00 DOC MPCF Appliance Shop, Powerhouse, Carpentry, and Paint Shop Window Replacement
 1200 EAST WASHINGTON STREET
 MOUNT PLEASANT, IA 52641

ISSUED FOR BIDDING AND CONSTRUCTION

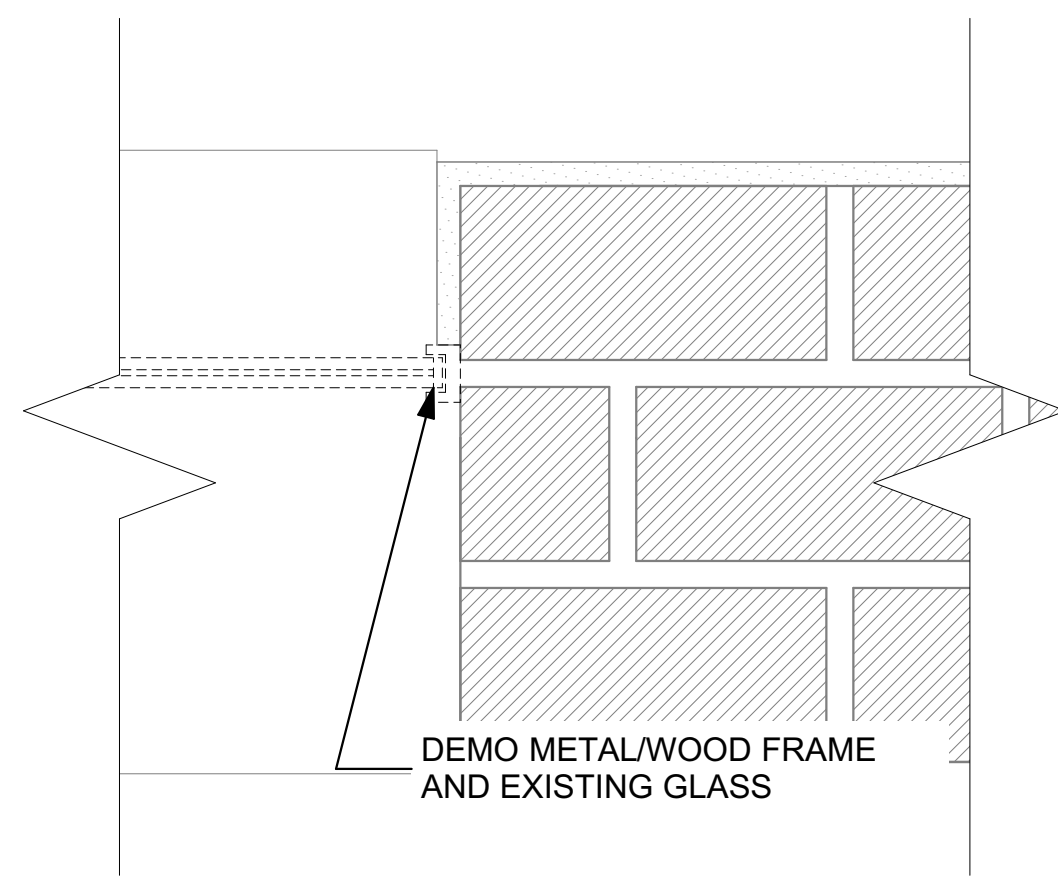
MARK	DATE	DESCRIPTION

PROJECT NO: **G25-001**
 DATE: **3/30/2025**
 DRAWN BY: **MSN**
 COPYRIGHT

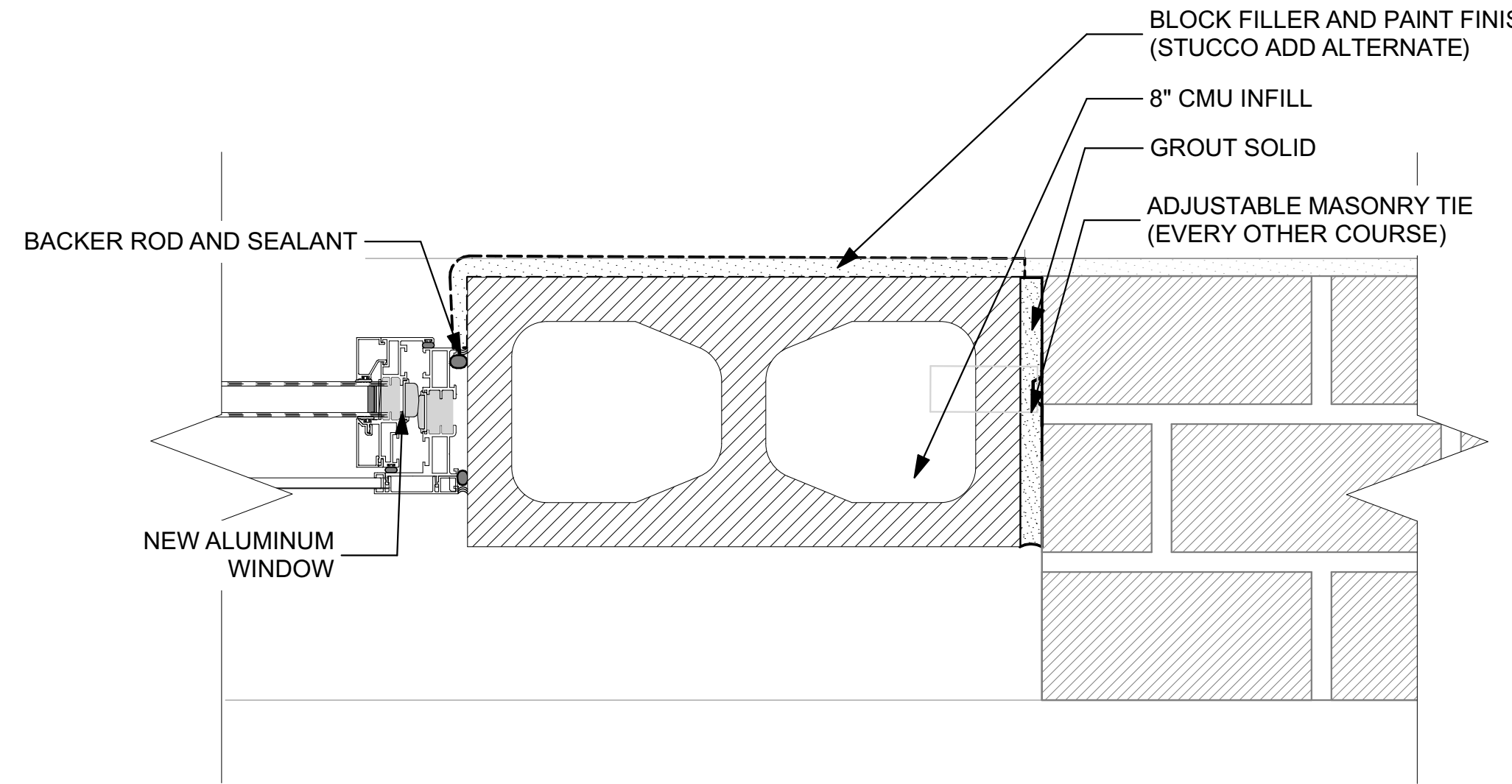
SHEET TITLE
POWERHOUSE DETAILS - STUCCO EXTERIOR

GENERAL NOTE

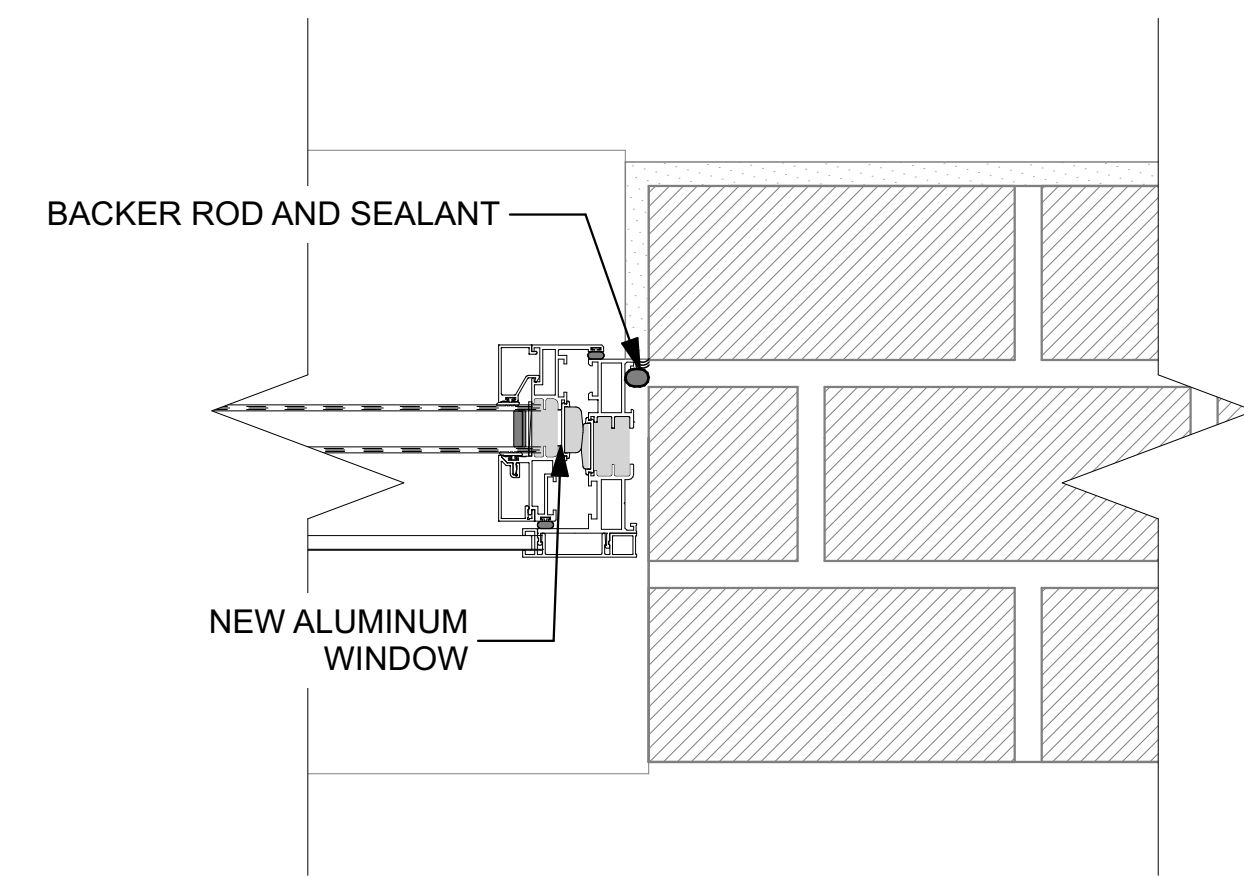
- PROTECT FINISHES TO REMAIN DURING DEMOLITION. CONTRACTOR WILL BE RESPONSIBLE FOR RESTORING FINISHES TO ORIGINAL CONDITION UNLESS OTHERWISE INDICATED.



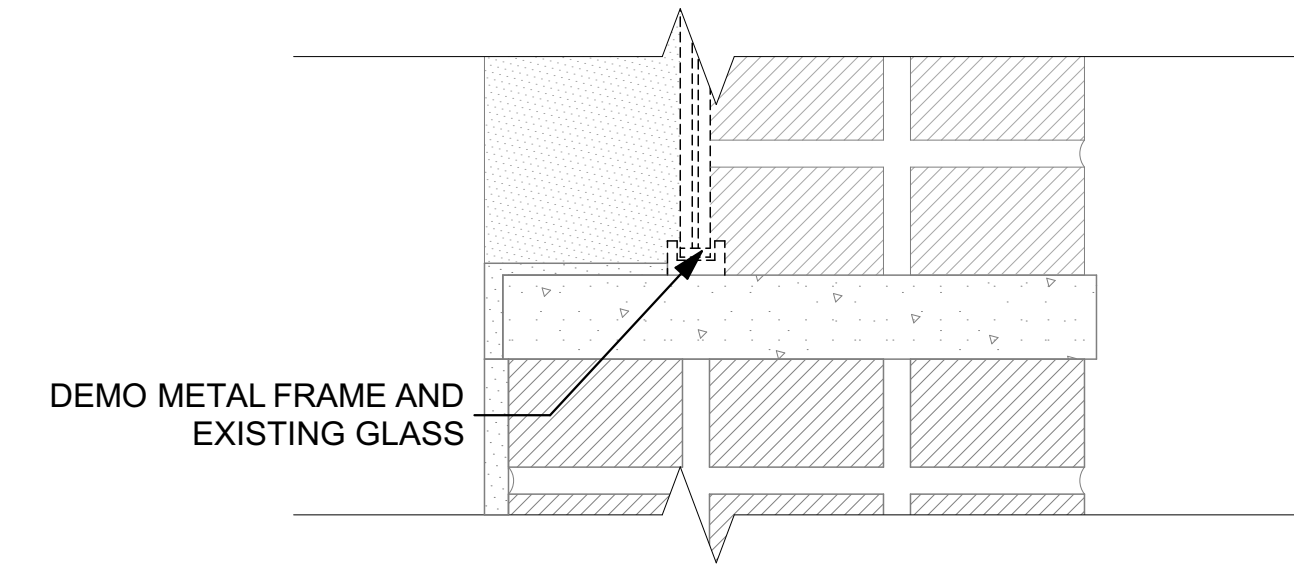
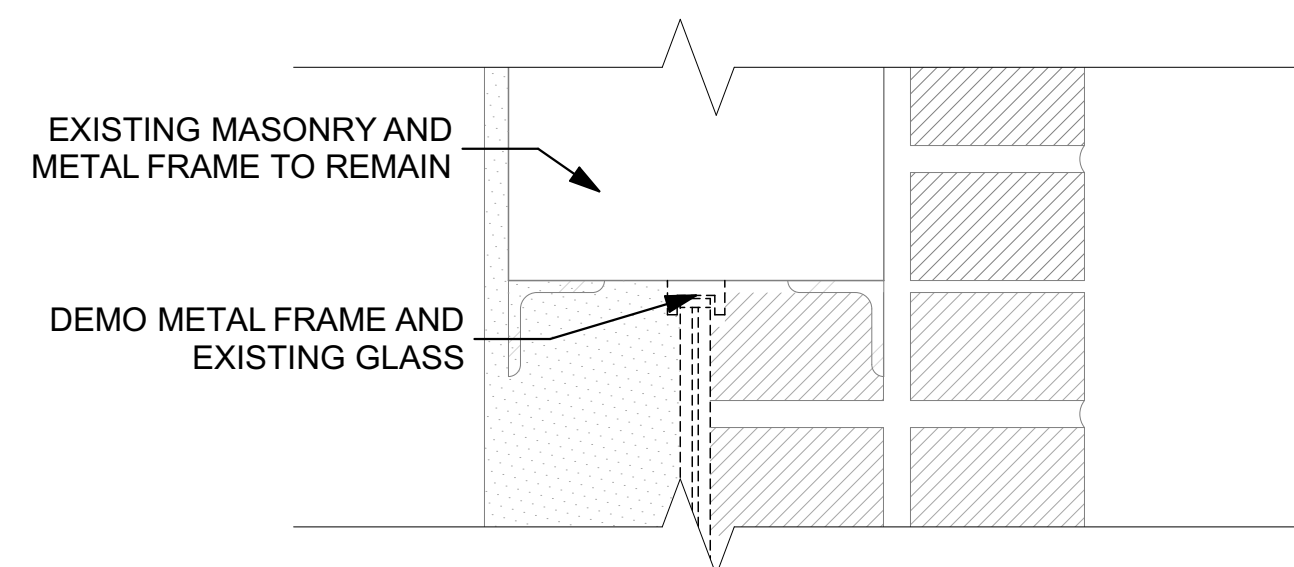
4 JAMB DEMOLITION DETAIL
SCALE: 3" = 1'-0"
0 3" 6" 9"



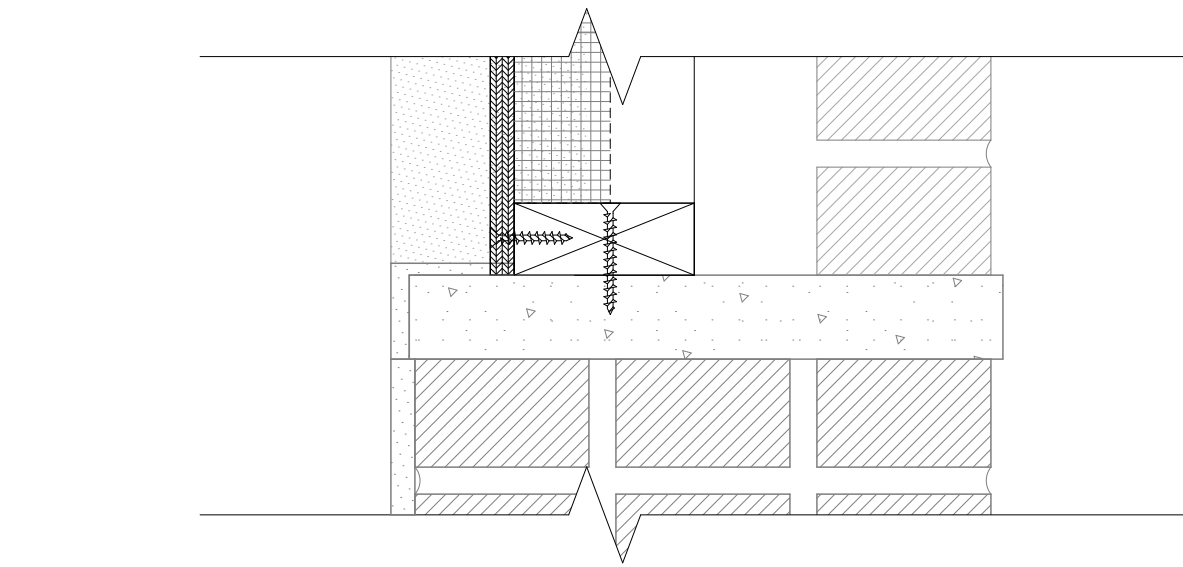
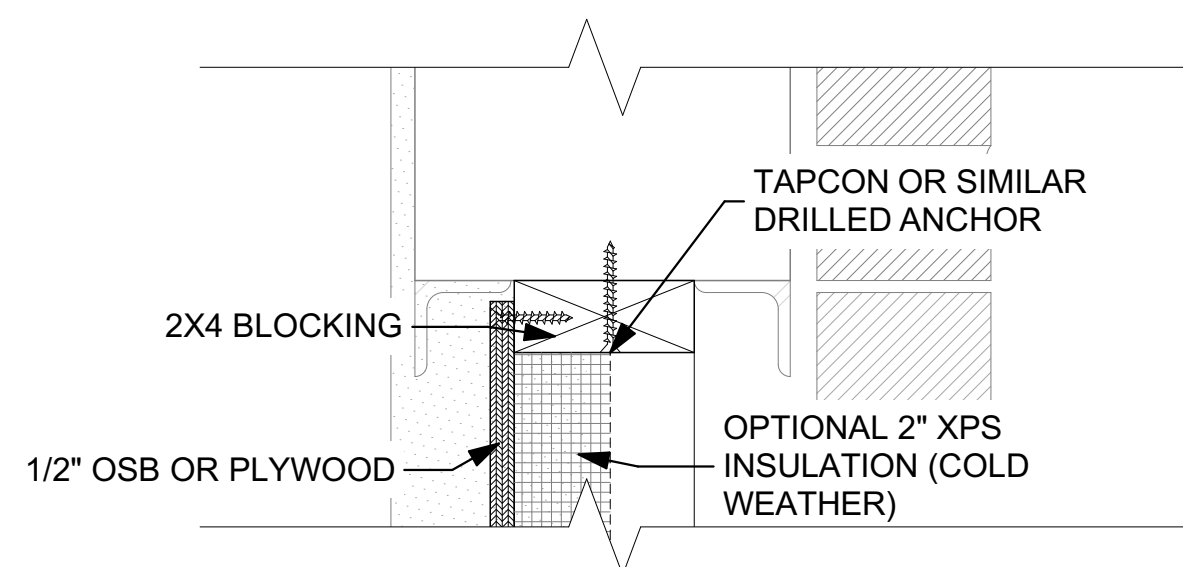
5 CMU INFILL DETAIL
SCALE: 3" = 1'-0"
0 3" 6" 9"



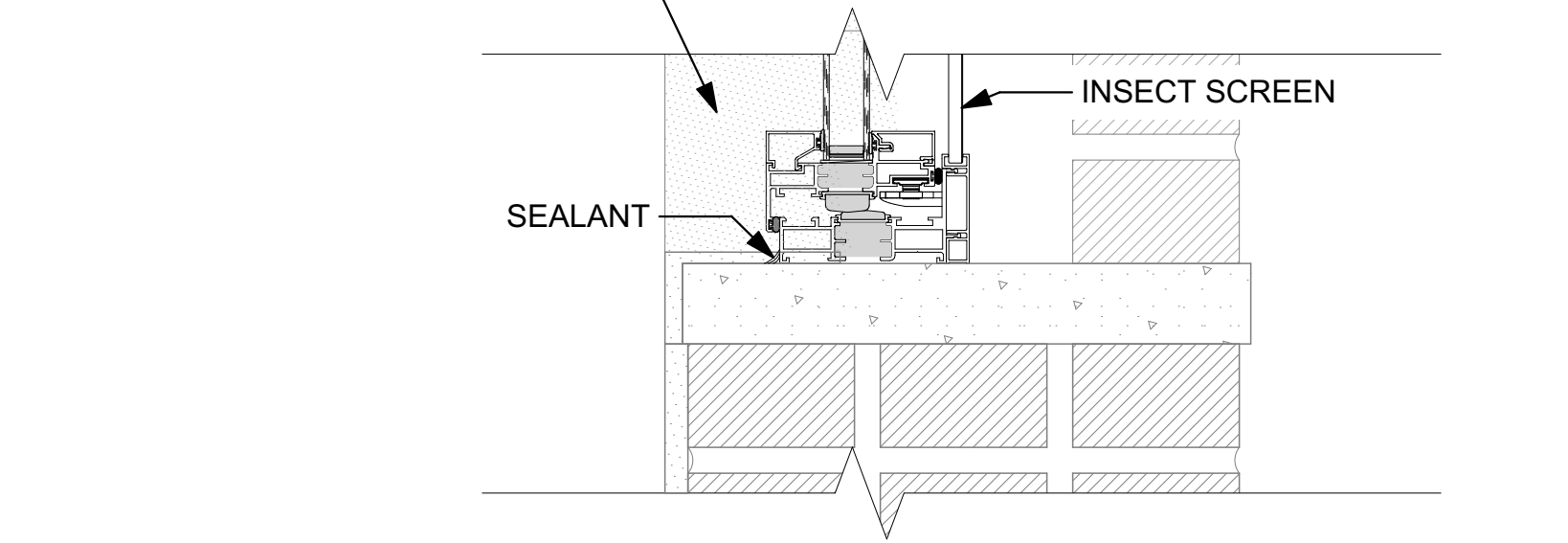
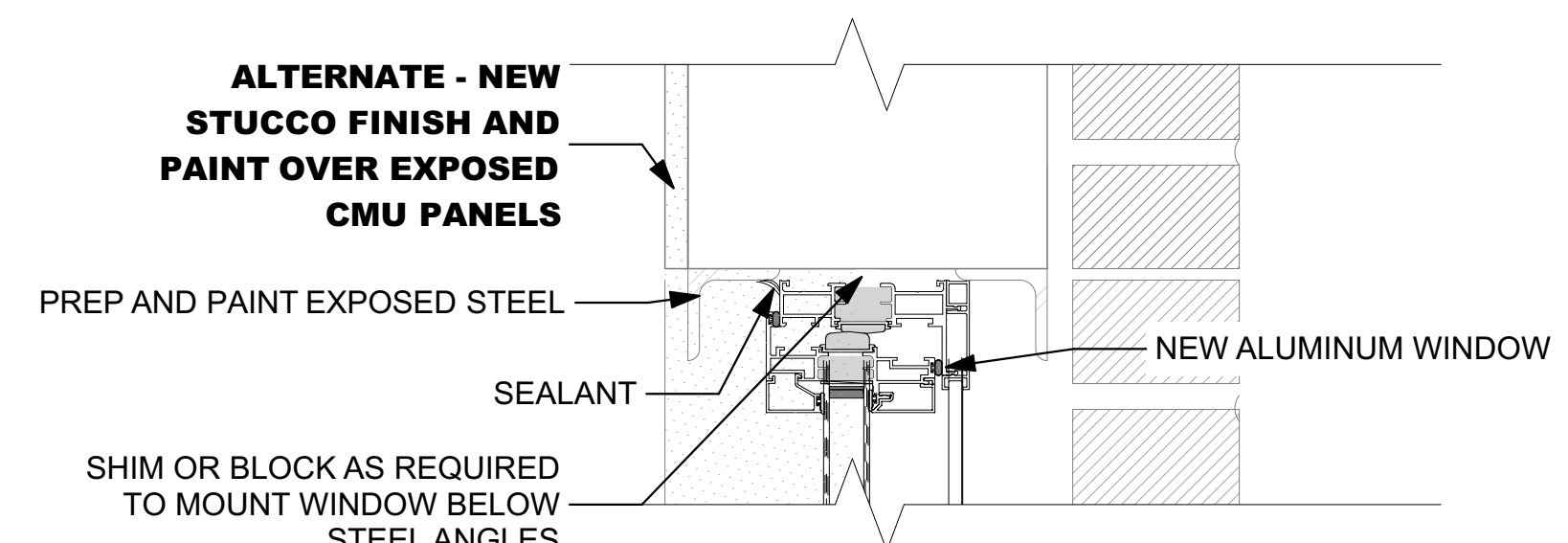
6 JAMB DETAIL
SCALE: 3" = 1'-0"
0 3" 6" 9"



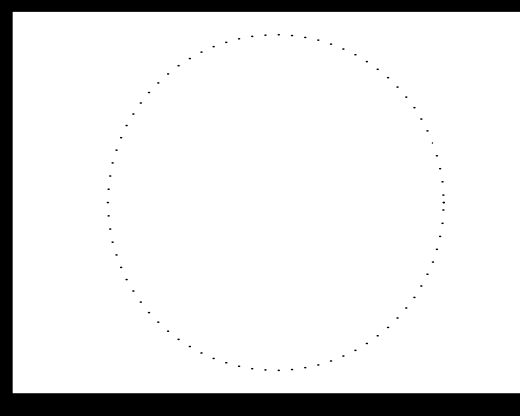
1 FIREBLOCK DEMOLITION SECTION
SCALE: 3" = 1'-0"
0 3" 6" 9"



2 TEMPORARY INFILL DETAIL
SCALE: 3" = 1'-0"
0 3" 6" 9"



3 FIREBLOCK WINDOW DETAIL
SCALE: 3" = 1'-0"
0 3" 6" 9"



ISSUED FOR BIDDING AND CONSTRUCTION

MARK	DATE	DESCRIPTION

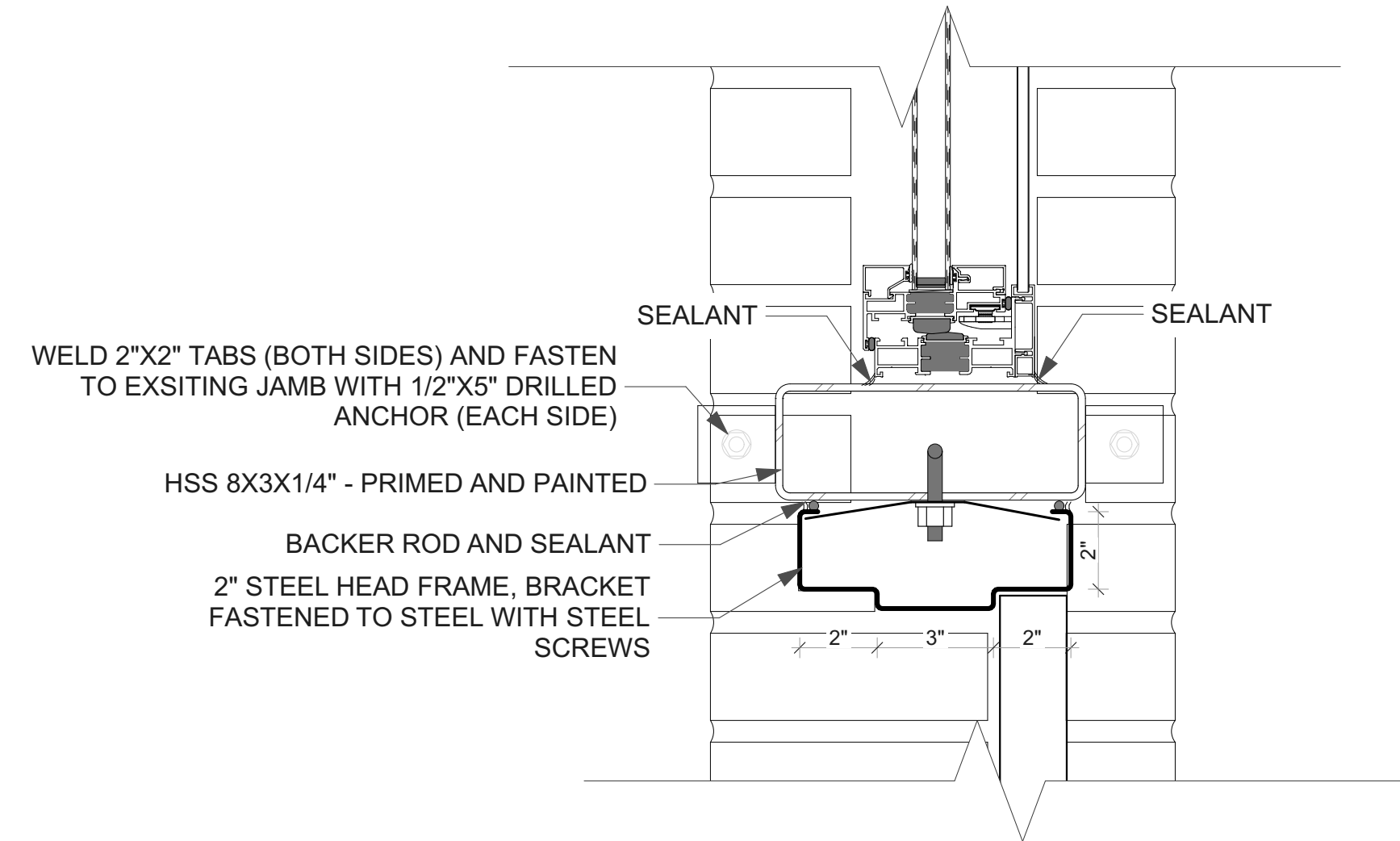
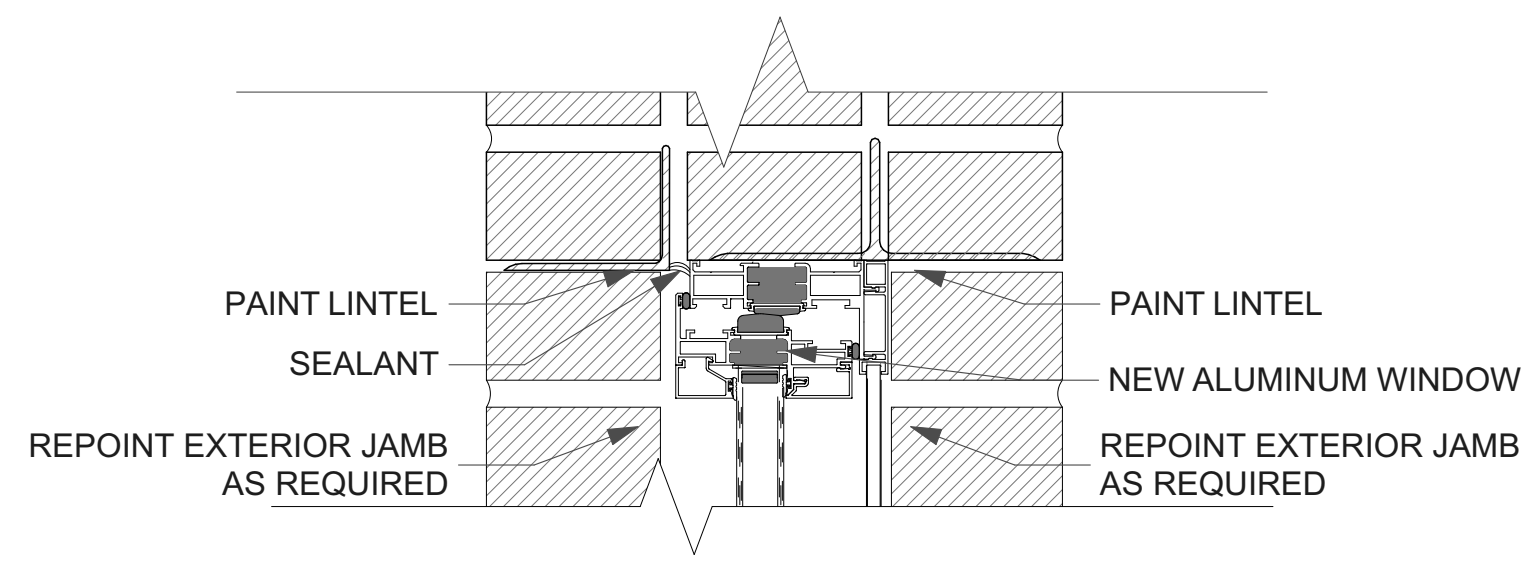
PROJECT NO: **G25-001**
DATE: **3/30/2025**
DRAWN BY: **MSN**
COPYRIGHT

SHEET TITLE
POWERHOUSE DETAILS AT FIREBLOCK

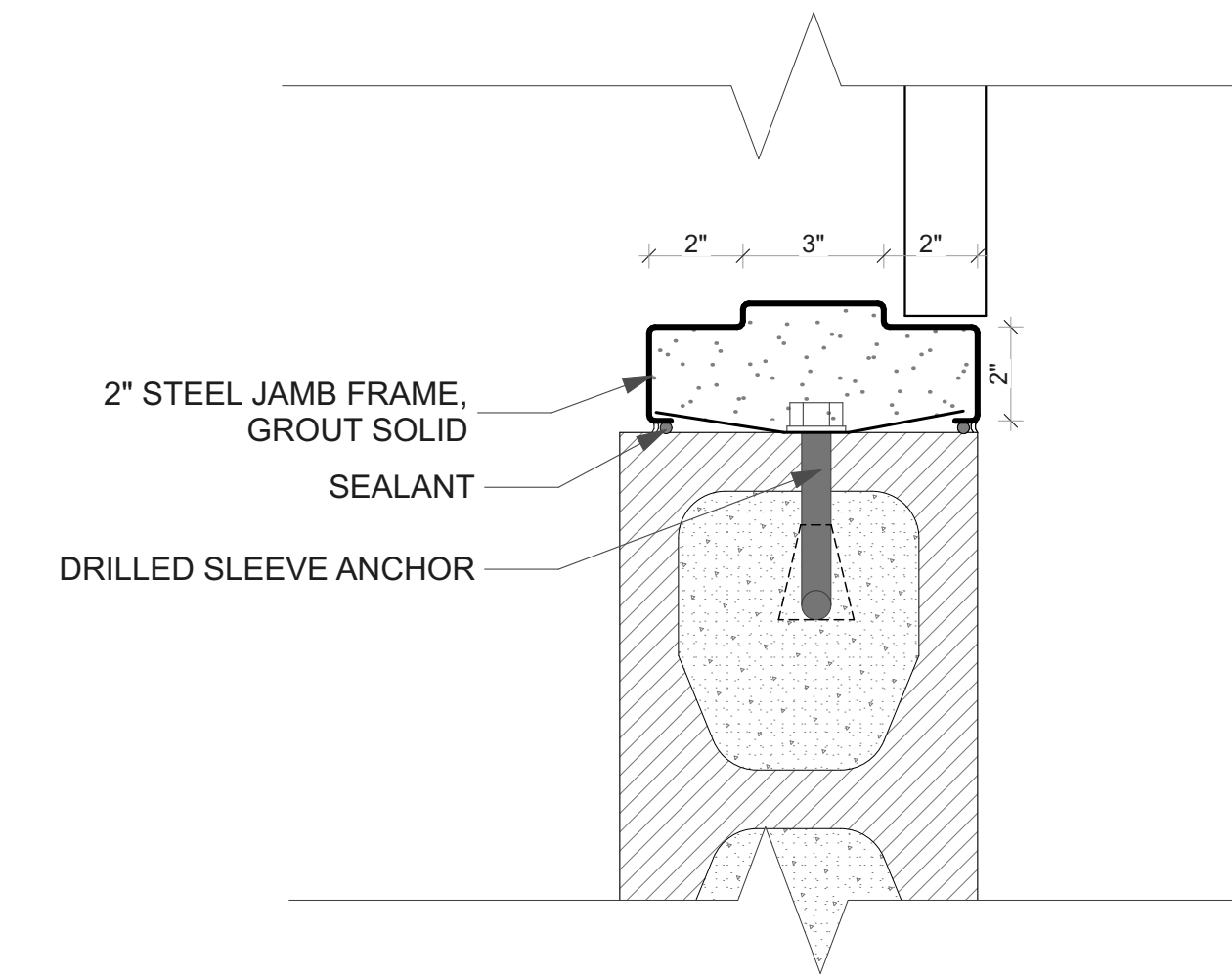
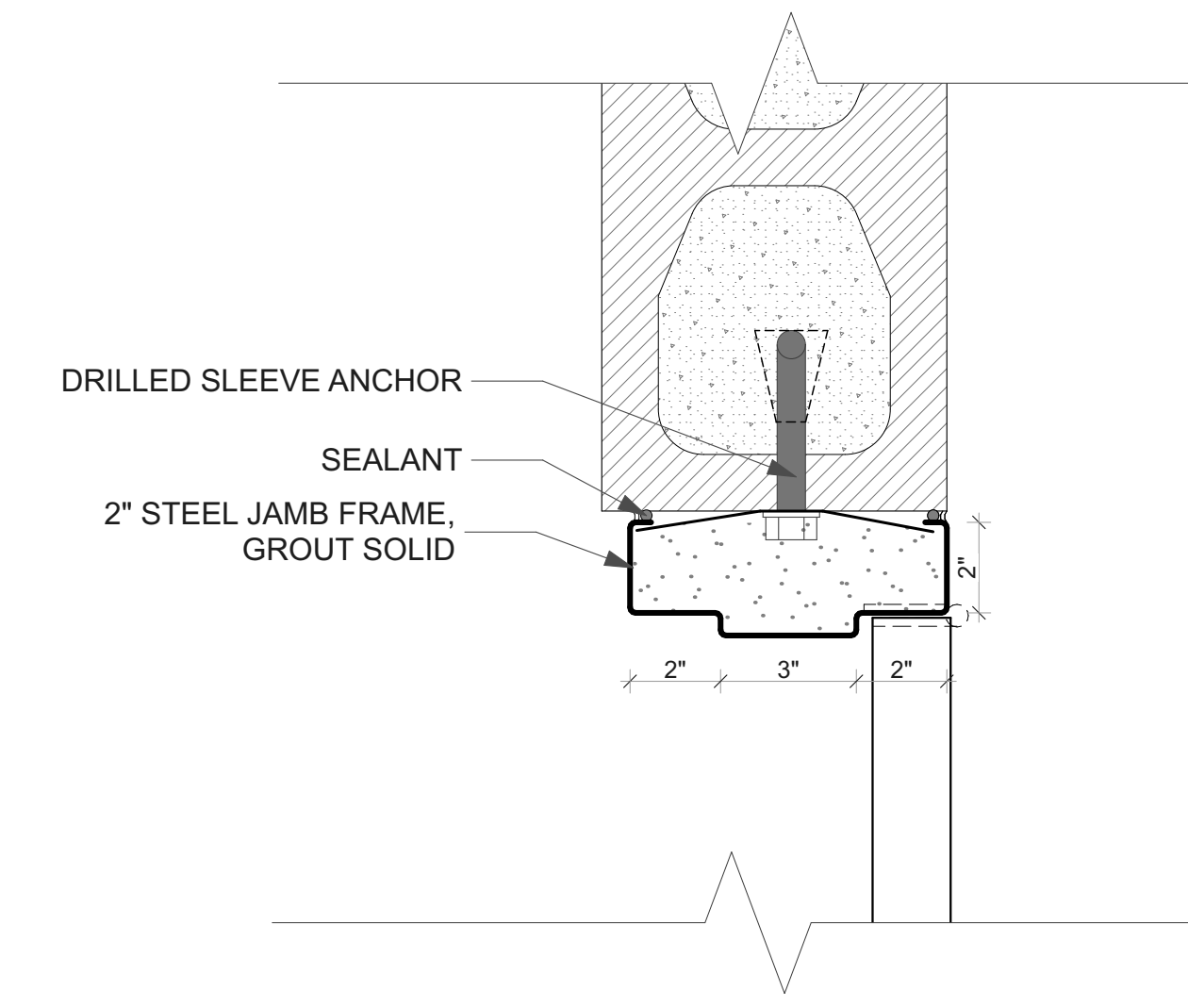

C:\Users\miken\Horizon Architecture\Horizon Architecture - Documents\Projects\General Projects\G25-001 DAS MPCF Tuckpoint and Windows\1 - Model and Design\MPCF Window Replacements.pln

GENERAL NOTE

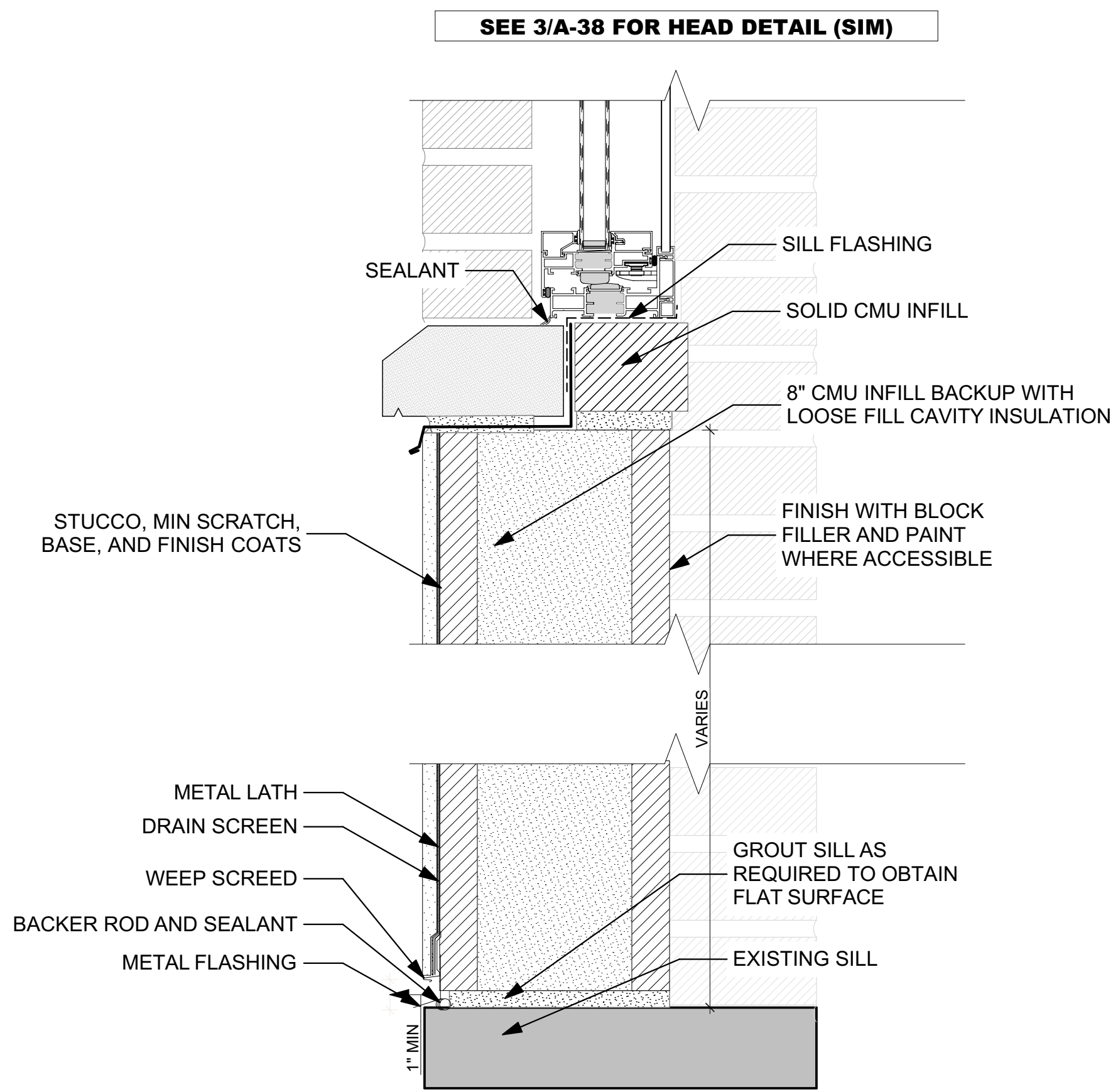

- PROTECT FINISHES TO REMAIN DURING DEMOLITION. CONTRACTOR WILL BE RESPONSIBLE FOR RESTORING FINISHES TO ORIGINAL CONDITION UNLESS OTHERWISE INDICATED.



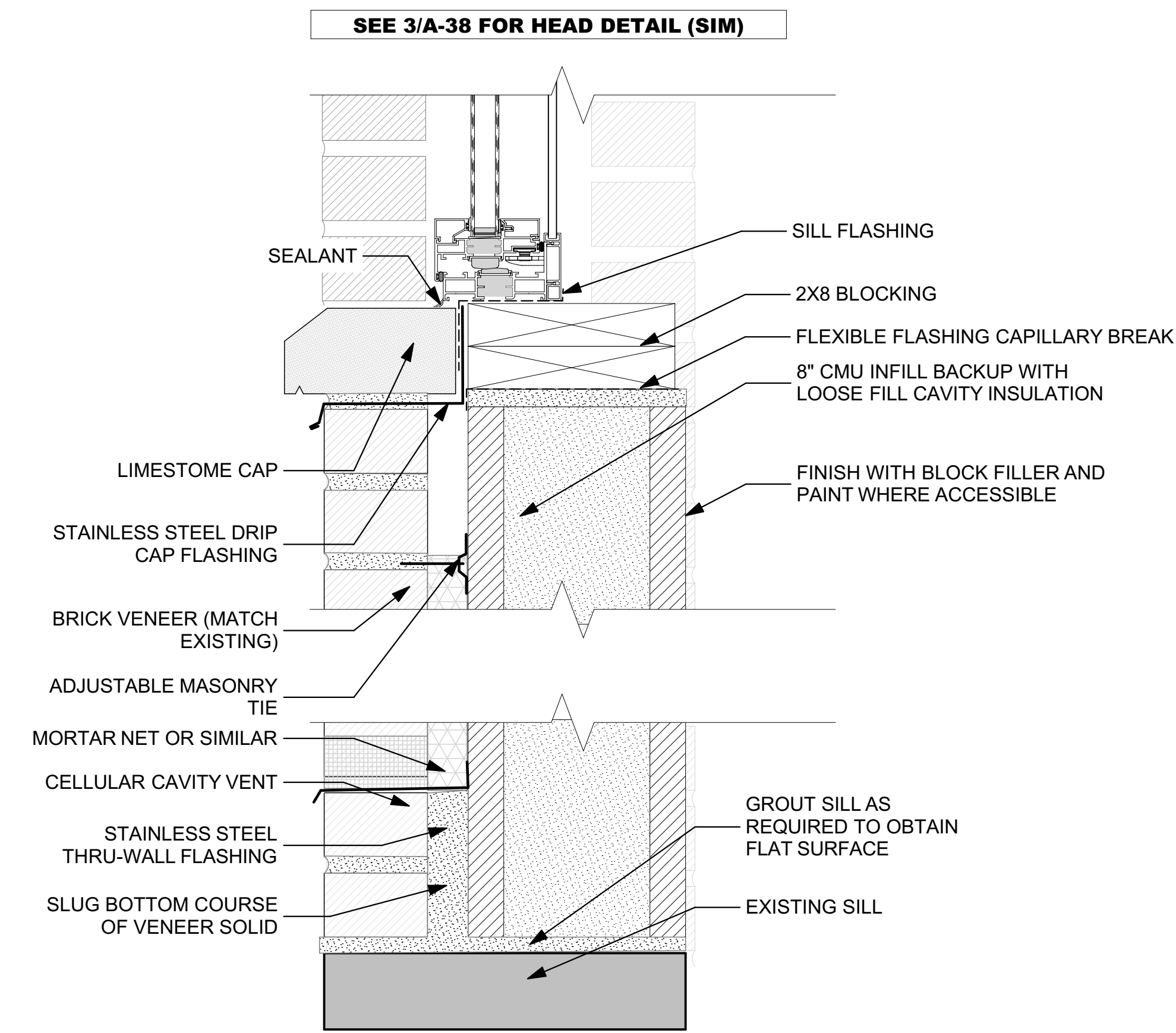
3 DOOR HEAD DETAIL
SCALE: 3" = 1'-0"




4 DOOR JAMB TO MASONRY DETAIL
SCALE: 3" = 1'-0"



1 CMU INFILL - STUCCO
SCALE: 3" = 1'-0"



2 WALL INFILL DETAIL - BRICK
SCALE: 3" = 1'-0"



ISSUED FOR BIDDING AND CONSTRUCTION

MARK	DATE	DESCRIPTION

PROJECT NO: **G25-001**
DATE: **3/30/2025**
DRAWN BY: **MSN**
COPYRIGHT

SHEET TITLE
POWERHOUSE INFILL DETAILS