

# AUTOMOTIVE LIST PRICE

No. PL20.0WL

EFFECTIVE: December 19, 2019 VOID: December 15, 2020

CENCOM  
**CORE™**  
POWERED BY  
WECANX™



**WHELEN®**  
TRUSTED TO PERFORM™

**Order Anytime Day or Night by E-mail: [autoorder@whelen.com](mailto:autoorder@whelen.com)**

Many products listed in this price list meet or exceed AMECA, SAE and California Title XIII requirements. For details contact your regional sales office. Every effort will be made to hold prices through the end date. We reserve the right to increase prices on certain and/or all products. Whelen Engineering Company, Inc. is not responsible for typographical errors.

**ISO 9001 Registered QMS**

**WHELEN®** | **NASCAR™**

OFFICIAL WARNING LIGHTS OF NASCAR

Follow us on



# NEW PRODUCTS

PriceList 20.0



CENCOM  
**CORE**™

POWERED BY

WECANX™



## MEET ARGES,


Whelen's new remote spotlight designed with officer safety in mind. Designed from the ground up and packed with Whelen's most innovative technology, Arges™ will make you rethink what a remote spotlight is capable of.



# TABLE OF CONTENTS

“Made-To-Order Products” are defined as either models listed in this price sheet with a "MTO" symbol in front of the model field of each “made-to-order” model; or any model not listed in this price sheet. All such "MTO" noted models or those not listed in this price sheet are NCNR (special order, non-cancelable, non-returnable). Please allow sufficient time for production, as these models may require multiple machines for the processing of these special parts.

Dash/ Deck/ Visor.....	1
Dash/ Deck/ Visor, Directional.....	1
Beacons.....	2
LED, Halogen, Rotating Beacons - Rota-Beam™ Series.....	2
LED Beacons, Self-Contained.....	3
Flashers & Lightheads.....	4
Flashers, Halogen & LED.....	5
Lightheads, Super-LED®, LED, Halogen & Combination.....	5
Systems & Motorcycle.....	22
Wing Plow Super-LED® Lightheads.....	22
Super-LED® Systems #01.....	22
Super-LED® Systems #02.....	22
Super-LED® Systems #103.....	23
Super-LED® Systems #04.....	23
Super-LED® Systems #05.....	23
Super-LED® Systems #06.....	23
Super-LED® Systems #107.....	23
Super-LED® Systems #108.....	23
Super-LED® Systems #109.....	23
Super-LED® Systems #10.....	23
System Options.....	24
Motorcycle Warning Products.....	24
Motorcycle Systems.....	25
Sirens, Switches & Speakers.....	26
Switches And Control Boxes.....	26
Siren Amplifiers, Amplifiers & Airhorns.....	26
Siren Amplifier & Speaker Combination.....	29
Siren Speakers, SA315 & SA314 Projector™ Series.....	29
Siren Speakers, Other.....	30
Safety Site™ & Back-Up Alarms.....	30
Safety Site™.....	30
Back-Up Alarms, Electronic.....	30
Traffic Advisors.....	30
Traffic Advisor™ Series & Accessories.....	30
Tracer™.....	32
Tracer™ Series.....	32
Lightbars, Mini.....	33
Century™ Series Mini Lightbars.....	33
Mini Legacy™, Super-LED® Series Lightbars.....	34
Mini Liberty™ II SOLO™, Super-LED® Series Lightbars.....	34
Mini Cenator® Super-LED® Series Lightbars.....	34
Responder® LP Series Mini Lightbars.....	34
Responder® HD Series Mini Lightbars.....	35
Mini Edge® Freedom® IV DYAD™ Series Lightbars.....	35
Mini Freedom® IV Rota-Beam™ Series Lightbars.....	35
Mini Justice® Series.....	36
QuickFit, Bolt-On Mounting Platform Series.....	36
Lightbars.....	36
Inner Edge® FST™ Series.....	36
Inner Edge® XLP, Extra Low Profile Series Lightbars.....	39
Inner Edge® RST™ Series.....	42
Outer Edge® Series Lightbars.....	44
Freedom® IV DYAD™ Series Lightbars.....	45
Freedom® IV Rota-Beam™ Super-LED® Series Lightbars.....	47
Legacy SOLO™ Super-LED® Series Lightbars.....	47
Legacy® DUO+™ Super-LED® Series Lightbars.....	48
Legacy® TRIO™ Series Super-LED® Lightbars.....	49
Liberty™ II Super-LED® Series Lightbars.....	49
Liberty™ II TRIO™ Series Super-LED® Lightbars.....	52
Cenator® Super-LED® Series Lightbars.....	52
Cenator® TRIO™ Series Linear Super-LED® Lightbars.....	54
Cenator® Super-LED® Series Mounting Kit Options.....	54
Justice® Super-LED® WeCan® Series Lightbars.....	54
Justice® Super-LED® Competitor™ Series Lightbars.....	55
Century™ Elite Series LED Lightbars.....	56
Towman's™ Super-LED® Series Lightbars.....	56
NFPA Lightbars.....	56
4500 Series Surface Mount Lightbars.....	57
Options, Mounting Kits.....	57
Replacement Parts, Mounting Kits & Strap Kits.....	58
Options, Low Profile Mounting Kits.....	58
Replacement Parts, Low Profile Mounting Kits & Strap Kits.....	59
24 VDC, Green Products & Parts.....	59
24 VDC Products.....	59
Green Products.....	61
Replacement Parts, Lens Kits.....	62
Replacement Parts, Bulbs For Whelen Lights.....	62

↓  - NCNR (special order, non-cancelable, non-returnable, check availability). See "Made-To-Order" Statement on Table of Contents Page of this Price List.

**MODEL****DESCRIPTION****LIST****Dash/ Deck/ Visor, Directional**

**Avenger® II SOLO™ Combination Linear/TIR Super-LED® Series**, Includes Swivel/Bail Bracket with Suction Cups, Hood, Cigar Plug with On/Off Switch and Scan-Lock™ Flash Pattern Switch. (For Green, Contact Factory for Price, Availability and Minimum Order Requirements).

AVC11*	Single, Red, Blue, Amber or White	204.00
AVC21**	Dual, Red, Blue, Amber and/or White	356.00

**Avenger® II SOLO™ Combination Linear/TIR Super-LED® Series with 2-Wire Pigtail**, Includes Scan-Lock Flash Patterns, Swivel/Bail Bracket with Suction Cups, and Hood. (For Green, Contact Factory for Price, Availability and Minimum Order Requirements).

AVW11*	Single, Red, Blue, Amber or White	204.00
AVW21**	Dual, Red, Blue, Amber and/or White	356.00

**Avenger® II DUO™ Combination Linear/TIR Super-LED® Series**, Includes Swivel/Bail Bracket with Suction Cups, Hood, and Cigar Plug with On/Off Switches. (Mode Button for Color Choice and Scan-Lock™ Flash Pattern Button are Located on the Avenger® II).

AVC12#	Single, Red/Blue, Amber/White, Blue/White, Red/White or Blue/Amber Only	228.00
AVC22DD	Dual, Each Lighthouse Red/White	387.00
AVC22DE	Dual, One Lighthouse Red/White and One Blue/White	387.00
AVC22EE	Dual, Each Lighthouse Blue/White	387.00
AVC22FF	Dual, Each Lighthouse Amber/White	387.00
AVC22JJ	Dual, Each Lighthouse Red/Blue	387.00
AVC22MM	Dual, Each Lighthouse Blue/Amber	387.00

**Avenger® II DUO™ Combination Linear/TIR Super-LED® Series with 3-Wire Pigtail**, Includes Swivel/Bail Bracket with Suction Cups, and Hood. (Mode Button for Color Choice and Scan-Lock™ Flash Pattern Button are Located on the Avenger® II).

AVW12#	Single, Red/Blue, Amber/White, Blue/White, Red/White or Blue/Amber Only	228.00
AVW22DD	Dual, Each Lighthouse Red/White	387.00
AVW22DE	Dual, One Lighthouse Red/White and One Blue/White	387.00
AVW22EE	Dual, Each Lighthouse Blue/White	387.00
AVW22FF	Dual, Each Lighthouse Amber/White	387.00
AVW22JJ	Dual, Each Lighthouse Red/Blue	387.00
AVW22MM	Dual, Each Lighthouse Blue/Amber	387.00

**Avenger® II TRIO™ Combination Linear/TIR Super-LED® Series**, Includes Swivel/Bail Bracket with Suction Cups, Hood, and Cigar Plug with On/Off Switches. (Mode Button for Color Choice and Scan-Lock™ Flash Pattern Button are Located on the Avenger® II).

AVC13RBC	Single, Red/Blue/White, with White Steady Override	244.00
AVC13RBA	Single, Red/Blue/Amber, with Amber Steady Override	244.00
AVC13RAC	Single, Red/Amber/White, with White Steady Override	244.00
AVC13BAC	Single, Blue/Amber/White, with White Steady Override	244.00
AVC23RBC	Dual, Each Lighthouse Red/Blue/White, with White Steady Override	469.00
AVC23RBA	Dual, Each Lighthouse Red/Blue/Amber, with Amber Steady Override	469.00
AVC23RAC	Dual, Each Lighthouse Red/Amber/White, with White Steady Override	469.00
AVC23BAC	Dual, Each Lighthouse Blue/Amber/White, with White Steady Override	469.00

**Avenger® II TRIO™ Combination Linear/TIR Super-LED® Series with 4-Wire Pigtail**, Includes Swivel/Bail Bracket with Suction Cups, and Hood. (Mode Button for Color Choice and Scan-Lock™ Flash Pattern Button are Located on the Avenger® II).


AVW13RBC	Single, Red/Blue/White, with White Steady Override	244.00
AVW13RBA	Single, Red/Blue/Amber, with Amber Steady Override	244.00
AVW13RAC	Single, Red/Amber/White, with White Steady Override	244.00
AVW13BAC	Single, Blue/Amber/White, with White Steady Override	244.00
AVW23RBC	Dual, Each Lighthouse Red/Blue/White, with White Steady Override	469.00
AVW23RBA	Dual, Each Lighthouse Red/Blue/Amber, with Amber Steady Override	469.00
AVW23RAC	Dual, Each Lighthouse Red/Amber/White, with White Steady Override	469.00
AVW23BAC	Dual, Each Lighthouse Blue/Amber/White, with White Steady Override	469.00

**Options for Avenger® II Series**

AVBKT1	Low Profile Mounting (Headliner) Bracket for Single Avenger® II Series Only	14.50
AVBKT2	Low Profile Mounting (Headliner) Bracket for Dual Avenger® II Series Only	16.00
AVBKT3S	Visor Mounting Bracket for Single Avenger® II Series Only	14.50
AVBKT3D	Visor Mounting Bracket for Dual Avenger® II Series Only	29.00
AVBKT4	Adjustable Height Bracket Kit for All Avenger® II's	47.00
AVBKT5S	Headliner Mounting Bracket, Adjustable, for Single Avenger® II Series Only	25.50
AVBKT5D	Headliner Mounting Bracket, Adjustable, for Dual Avenger® II Series Only	25.50

**Dominator™ Plus LINZ6™ Super-LED® Series**, Includes Slide Bolt Mounting. For Interior or Exterior Use. 1.74" High x 2.17" Deep Housing, Three Super-LED®s per lamp. Choice of Warning or Traffic Advisor™ Models.

DP2	2 Lamp, 7.11", Requires Two DP*, No Charge When Ordered with DP2	332.00
DP4	4 Lamp, 14.21", Requires Four DP*, No Charge When Ordered with DP4	651.00
DP6	6 Lamp, 23.26", Requires Six DP*, No Charge When Ordered with DP6	935.00

1  **WARNING:** These products may contain chemicals known to the State of California to cause cancer and birth defects or other reproductive harm. For more information, visit [www.whelen.com/regulatory](http://www.whelen.com/regulatory).



DP8	8 Lamp, 30.36", Requires Eight DP*, No Charge When Ordered with DP8	1210.00
DPTA6A	Amber, 6 Lamp LINZ6™ Super-LED® Traffic Advisor™, 23.26" Long, Less Control Head	958.00
DPTA6	6 Lamp LINZ6™ Super-LED® Traffic Advisor™, 23.26" Long, Less Control Head, Requires Six DP*, No Charge When Ordered with DPTA6	958.00
DPTA8A	Amber, 8 Lamp LINZ6™ Super-LED® Traffic Advisor™, 30.36" Long, Less Control Head	1249.00
DPTA8	8 Lamp LINZ6™ Super-LED® Traffic Advisor™, 30.36" Long, Less Control Head, Requires Eight DP*, No Charge When Ordered with DPTA8	1249.00
DPTAW8	8 Lamp LINZ6™, 6 Light Traffic Advisor™ with 2 End Warning Lights, 30.36" Long, Less Control Head, Requires Eight DP*, No Charge When Ordered with DPTAW8	1265.00
DP*	LINZ6™ Super-LED® Lighthouse, Amber, Blue, Red or White	

**Dominator™ TIR3™ Super-LED® Series**, Includes Slide Bolt Mounting. For Interior or Exterior Use. 1.74" High x 2.17" Deep Housing, Three Super-LED®s per lamp. Choice of Warning or Traffic Advisor™ Models.

D2	2 Lamp, 7.11", Requires Two D*, No Charge When Ordered with D2	233.00
D4	4 Lamp, 14.21", Requires Four D*, No Charge When Ordered with D4	359.00
D6	6 Lamp, 23.26", Requires Six D*, No Charge When Ordered with D6	529.00
D8	8 Lamp, 30.36", Requires Eight D*, No Charge When Ordered with D8	675.00
DTA6A	Amber, 6 Lamp TIR3™ Super-LED® Traffic Advisor™, 23.26" Long, Less Control Head	558.00
DTA6	6 Lamp TIR3™ Super-LED® Traffic Advisor™, 23.26" Long, Less Control Head, Requires Six D*, No Charge When Ordered with DTA6	558.00
DTA8A	Amber, 8 Lamp TIR3™ Super-LED® Traffic Advisor™, 30.36" Long, Less Control Head	697.00
DTA8	8 Lamp TIR3™ Super-LED® Traffic Advisor™, 30.36" Long, Less Control Head, Requires Eight D*, No Charge When Ordered with DTA8	697.00
DTAW8	8 Lamp TIR3™, 6 Light Traffic Advisor™ with 2 End Warning Lights, 30.36" Long, Less Control Head, Requires Eight D*, No Charge When Ordered with DTAW8	708.00
D*	TIR3™ Super-LED® Lighthouse, Amber, Blue, Red or White	

#### Options for Dominator™ Series

DBKT3	Swivel Mount Bracket Kit for D2, DP2, D4 & DP4 Series Only, Customer Installed	32.50
DBKT4	"L" Angle Mounting Bracket Kit, Customer Installed	24.00
DBKT5	Upper Rear Window Mounting Bracket Kit for 2008-2019 Chevy Tahoe and 2013-2019 Police Interceptor Utility	24.00
TADCTL1	DTA/DPTA Series Control Head Only	136.00
TADSW1	On/Off Non-Lighted, SPDT 20 Amp Switch, for TADCTL1	16.50
TADSW2	On/Off/On Non-Lighted, SPDT 20 Amp Switch, for TADCTL1	16.50

**FlatLighter™ LED Series**, Dual 400 Series High Intensity 5mm LEDs with Multiple Scan-Lock™ Flash Patterns. Color LEDs with Clear Outer Lens for Stealth Look (For Green, Contact Factory for Price, Availability and Minimum Order Requirements).

FLLED**	Red and/or Amber	282.00
FLLED**	1 Red or Amber and 1 White or Blue	356.00
FLLED**	Blue and/or White	389.00
43LENS*	400 Series Color Lens for FLLED Series, Customer Installed, Each	14.50

**Slim-Miser™ LED Series**, Dual 5mm LED Panels, Side-by-Side with Scan-Lock™ Flash Patterns, Includes a Cigar Plug with On/Off Switch and California Flash Patterns.

SMLLAA	Amber/Amber	149.00
SMLLRR	Red/Red	149.00
SMLLBR	Red/Blue	149.00
SMLLBB	Blue/Blue	149.00
SMLLBC	Blue/White	149.00
SMLLCR	Red/White	149.00

**SlimLighter™ Super-LED® Series**, Six Super-LED®s (per panel), Includes a Cigar Plug with an On/Off Switch and Scan-Lock™ Flash Patterns, Switch & Swivel Brackets with Suction Cups.

SLPMM**	Amber, Blue, Red and/or White	403.00
SLPBKT1	Bail Mounting Bracket for Rear Deck or Headliner Mounting	22.50

**SpitFire™ ION™ Super-LED® Series**, Includes Integral Hood, Two Suction Cups, Cigar Plug with On/Off and a Scan-Lock™ Flash Pattern Switch.

SFION*	Red, Blue, Amber or White	184.00
SFIOND	Split Red/White	184.00
SFIONJ	Split Red/Blue	184.00
†† SFIONE	Split Blue/White	184.00

#### LED, Halogen, Rotating Beacons - Rota-Beam™ Series

**RB6 Series**, Amber, Blue or Red Only (For Green or Clear, Contact Factory for Price, Availability and Minimum Order Requirements). Consider LED Beacons.

RB6T*P	† Dual Reflector, 60 Watt Halogen, Permanent Mount	257.00
WMM6K	Optional Magnetic Mount Kit	54.00

**B6LED Series**, Amber, Blue or Red Only (For Green or Clear, Contact Factory for Price, Availability and Minimum Order Requirements).

B6MM**P	Super-LED® Beacon with Polished Base, Upper Section & Directional Linear Super-LED® Lighthouse in Lower Section, Red, Blue and/or Amber	1120.00
---------	---	---------

All models are 12 Volt D.C. only unless otherwise noted above. For other voltages contact factory.

\* Replace symbol in model number with letter indicating lens color or LED color desired: **A** = Amber; **B** = Blue; **C** = Clear/White; **R** = Red; **G** = Green

# Replace symbol in model number with letter indicating SPLIT lens or LED color desired: **D** = Red/Clear or White; **E** = Blue/Clear or White; **F** = Amber/Clear or White; **H** = Green/Clear or White; **J** = Red/Blue; **K** = Red/Amber; **L** = Red/Green; **M** = Blue/Amber † (to be discontinued, check availability) †† NCNR (special order, check availability, non-cancelable, non-returnable) ! Indicate length desired: 5 foot, 6 foot, 7 foot or 8 foot \$ Indicates Lower Price

**⚠ WARNING:** These products may contain chemicals known to the State of California to cause cancer and birth defects or other reproductive harm.

For more information, visit [www.whelen.com/regulatory](http://www.whelen.com/regulatory).





↓ †† - NCNR (special order, non-cancelable, non-returnable, check availability). See "Made-To-Order" Statement on Table of Contents Page of this Price List.

Beacons

MODEL	DESCRIPTION	LIST
<b>B6T Series, Amber, Blue or Red Only (For Green or Clear, Contact Factory for Price, Availability and Minimum Order Requirements).</b>		
B6TM**1P	† RB6T Rotating Beacon with Polished Base, Upper Section & Directional Linear-LED® in Lower Section, Red, Blue and/or Amber	875.00
<b>B63 Series, R316 Super-LED® Beacon with Polished Base, Upper Section &amp; Choice of M7 or 700 Series Directional Super-LED® in Lower Section.</b>		
B63M7**	M7 in Lower Section, Red, Blue or Amber, Color Outer Lens	1428.00
B6370**	700 in Lower Section, Red, Blue or Amber, Color Outer Lens	1397.00

**LED Beacons, Self-Contained**

**L31 Series Super-LED® Beacon, Class 1 High Dome - Cast Aluminum Base, Includes Scan-Lock™, Hi/Low Power, Cruise and Synchronize Features.**

L31H*F	Amber, Blue, Red or White (Single Color Only) Flat Mount	599.00
L31HAFC	Amber, Flat Mount, CA Title 13 Compliant	611.00
†† L31H*F4	Amber, Blue or Red (Single Color Only) Flat Mount, 24 VDC	599.00
L31H*M	Amber, Blue, Red or White (Single Color Only) Magnetic Mount	631.00
L31HAMCA	Amber, Magnetic Mount, CA Title 13 Compliant	631.00
L31H*V	Amber, Blue, Red or White (Single Color Only) Magnetic/Suction Cup Mount	638.00
L31HAVCA	Amber, Vacuum/Magnetic Mount, CA Title 13 Compliant	638.00
L31HRFN	Red, Meets NFPA Zone C Upper Requirements, Each	599.00
MIRROR20	Mirror Mount Bracket for L31 / L32 / L21 / L22 / L50 / L10 Series Beacons	57.00
BBKT30	Shelf Mount Bracket for L31/L32 Series, Stainless Steel, Mounts to Flat Vertical Surface	53.00
L360PMKT	Pipe Mount Kit for L31/32 Flat Mount	39.00
L360BGB	Branch Guard Kit for L31H Series	179.00

**L32 Series Super-LED® Beacon, Class 1 in Amber and Class 2 in Red & Blue, Low Dome - Cast Aluminum Base, Includes Scan-Lock™, Hi/Low Power, Cruise and Synchronize Features.**

L32L*F	Amber, Blue, Red or White (Single Color Only) Flat Mount	398.00
†† L32L*F4	Amber, Blue or Red (Single Color Only) Flat Mount, 24 VDC	398.00
L32L*M	Amber, Blue, Red or White (Single Color Only) Magnetic Mount	438.00
L32L*V	Amber, Blue, Red or White (Single Color Only) Magnetic/Suction Cup Mount	445.00
MIRROR20	Mirror Mount Bracket for L31 / L32 / L21 / L22 / L50 / L10 Series Beacons	57.00
BBKT30	Shelf Mount Bracket for L31/L32 Series, Stainless Steel, Mounts to Flat Vertical Surface	53.00
L360PMKT	Pipe Mount Kit for L31/32 Flat Mount	39.00

**L21 Series Super-LED® Encapsulated Beacon, Class 1, Polycarbonate Base, Perm Mount Models with Scan-Lock™ Flash Patterns.**

L21H*P	Amber or White, Perm/Pipe/"J" Hook Mount, High Dome	343.00
L21H*M	Amber or White, Magnetic Mount, High Dome	365.00
L21H*V	Amber or White, Magnetic/Suction Cup Mount, High Dome	376.00
†† L21H*P4	Amber or White, Perm/Pipe/"J" Hook Mount, High Dome, 24 VDC	343.00
L21L*P	Amber or White, Perm/Pipe/"J" Hook Mount, Low Dome	343.00
L21L*M	Amber or White, Magnetic Mount, Low Dome	365.00
L21L*V	Amber or White, Magnetic/Suction Cup Mount, Low Dome	376.00
†† L21L*P4	Amber or White, Perm/Pipe/"J" Hook Mount, Low Dome, 24 VDC	343.00
MIRROR20	Mirror Mount Bracket for L31 / L32 / L21 / L22 / L10 Series Beacons	57.00
BBKT20	Shelf Mount Bracket for L21 / L22 / L10 Series Beacons, Stainless Steel, Mounts to Flat Vertical Surface	53.00
BGL	Branch Guard for Low Dome for L21 / L22 / L10 Series Beacons	45.00
BGH	Branch Guard, High Dome for L21 / L22 / L10 Series Beacons	47.00
MMK	90 Lb. Pull Magnetic Mount Kit, with 8' Straight Cord & Plug for L21 / L22 / L10 Series Beacons	31.50
LSK	Single Lighted Switch (15 Amp Rated), Mounted on Bracket, Wired and Fused	42.00
DH2000*	Replacement High Dome for L21 / L22 / L10 Series Beacons	76.00
DL2000*	Replacement Low Dome for L21 / L22 / L10 Series Beacons	76.00

**L22 Series Super-LED®, Single Color Encapsulated Beacon, Class 2 Amber - Polycarbonate Base, Includes Scan-Lock™ Flash Patterns.**

L22H*P	Amber, Blue, Red or White, Perm/Pipe Mount, High Dome	198.00
L22H*M	Amber, Blue, Red or White, Magnetic Mount, High Dome	223.00
L22H*V	Amber, Blue, Red or White, Magnetic/Suction Cup Mount, High Dome	234.00
†† L22H*P4	Amber, Blue, Red or White, Perm/Pipe Mount, 24 VDC, High Dome	198.00
L22L*P	Amber, Blue, Red or White, Perm/Pipe Mount, Low Dome	198.00
L22L*M	Amber, Blue, Red or White (Single Color), Magnetic Mount, Low Dome	223.00
L22L*V	Amber, Blue, Red or White, Magnetic/Suction Cup Mount, Low Dome	234.00
†† L22L*P4	Amber, Blue, Red or White, Perm/Pipe Mount, 24 VDC, Low Dome	198.00
MIRROR20	Mirror Mount Bracket for L31 / L32 / L21 / L22 / L50 / L10 Series Beacons	57.00



BBKT20	Shelf Mount Bracket for L21 / L22 / L10 Series Beacons, Stainless Steel, Mounts to Flat Vertical Surface	53.00
BGL	Branch Guard for Low Dome for L21 / L22 / L10 Series Beacons	45.00
BGH	Branch Guard, High Dome for L21 / L22 / L10 Series Beacons	47.00
MMK	90 Lb. Pull Magnetic Mount Kit, with 8' Straight Cord & Plug for L21 / L22 / L10 Series Beacons	31.50
LSK	Single Lighted Switch (15 Amp Rated), Mounted on Bracket, Wired and Fused	42.00
DH2000*	Replacement High Dome for L21 / L22 / L10 Series Beacons	76.00
DL2000*	Replacement Low Dome for L21 / L22 / L10 Series Beacons	76.00

**L10 Series Super-LED® Beacon, Class 1 Amber, with Scan-Lock™ Flash Patterns**

L10HAP	Amber, High Dome, Perm/Pipe Hook Mount, 12 VDC	164.00
L10HCP	Clear, High Dome, Perm/Pipe Mount, 12 VDC	164.00
†† L10HAP4	Amber, High Dome, Perm/Pipe Hook Mount, 24 VDC	164.00
L10HAM	Amber, High Dome, Magnetic Mount, 12 VDC	182.00
L10HAV	Amber, High Dome, Magnetic/Suction Mount, 12 VDC	182.00
L10LAP	Amber, Low Dome, Perm/Pipe Hook Mount, 12 VDC	164.00
L10LCP	Clear, Low Dome, Perm/Pipe Mount, 12 VDC	164.00
†† L10LAP4	Amber, Low Dome, Perm/Pipe Hook Mount, 24 VDC	164.00
L10LAM	Amber, Low Dome, Magnetic Mount, 12 VDC	182.00
L10LAV	Amber, Low Dome, Magnetic/Suction Mount, 12 VDC	182.00
L10H#P	Amber/White or Amber/Blue DUO™ Color with Individual Control, Scan-Lock™ Flash Pattern and Synchronize Feature. Perm/Pipe Hook Mount, 12 VDC, High Dome	225.00
L10L#P	Amber/White or Amber/Blue DUO™ Color with Individual Control, Scan-Lock™ Flash Pattern and Synchronize Feature. Perm/Pipe Hook Mount, 12 VDC, Low Dome	225.00
MIRROR20	Mirror Mount Bracket for L31 / L32 / L21 / L22 / L50 / L10 Series Beacons	57.00
BBKT20	Shelf Mount Bracket for L21 / L22 / L10 Series Beacons, Stainless Steel, Mounts to Flat Vertical Surface	53.00
BGL	Branch Guard for Low Dome for L21 / L22 / L10 Series Beacons	45.00
BGH	Branch Guard, High Dome for L21 / L22 / L10 Series Beacons	47.00
MMK	90 Lb. Pull Magnetic Mount Kit, with 8' Straight Cord & Plug for L21 / L22 / L10 Series Beacons	31.50
LSK	Single Lighted Switch (15 Amp Rated), Mounted on Bracket, Wired and Fused	42.00
DH2000*	Replacement High Dome for L21 / L22 / L10 Series Beacons	76.00
DL2000*	Replacement Low Dome for L21 / L22 / L10 Series Beacons	76.00

**L51 & L53 Series Super - LED® Beacons**

L51*P	Class 1, Amber or White, Perm Mount	342.00
L51*M	Class 1, Amber or White, Magnetic Mount	359.00
L53AP	Class 3, Amber, Flat Mount, Single LED Beacon, Scan-Lock™ Flash Patterns including Steady-Burn and Cruise Mode	68.00
L53AM	Class 3, Amber, Magnetic Mount, Single LED Beacon, Scan-Lock™ Flash Patterns including Steady-Burn and Cruise Mode	84.00
MIRROR15	Mirror Mount Bracket for L50 Series	55.00

**L41 Series Super-LED® Beacon, 12/24 VDC, Class 1, Cast Aluminum Base, Includes Scan-Lock™, Permanent Mount Models with Hi/Low and Synchronization Feature, Red, Blue, Amber or White.**

L41*P	Perm/Pipe Mount	320.00
L41*M	Magnetic Mount	341.00
L41*V	Magnetic/Suction Mount	351.00
L40BG	Branch Guard for L41 Series Beacons	39.00

**Rota-Beam™ Super-LED® R316 Series Beacon, Class 1 High Dome - Cast Aluminum Base, Includes Scan-Lock™, Hi/Low Power, Cruise and Synchronize Features.**

R316*F	Amber, Blue, Red or White (Single Color Only) Flat Mount	828.00
R316*M	Amber, Blue, Red and/or White (Single Color Only) Magnetic Mount	859.00
R316*V	Amber, Blue, Red or White (Single Color Only) Magnetic/Suction Mount	866.00
R316**F	Amber, Blue, Red and/or White (Two Color, Split Front/Rear) Flat Mount, Clear Dome	828.00
R316**M	Amber, Blue, Red and/or White (Two Color, Split Front/Rear) Magnetic Mount, Clear Dome	859.00
R316**V	Amber, Blue, Red and/or White (Two Color, Split Front/Rear) Magnetic/Suction Mount, Clear Dome	866.00
RPHOTO	Photocell Option for Hi/Low Power	45.00

**Rota-Beam™ Super-LED® R416 Series Beacon, Class 1 - Cast Aluminum Base, Includes Scan-Lock™, Hi/Low Power, Cruise and Synchronize Features.**

R416*F	Amber, Blue, Red or White (Single Color Only) Flat Mount	828.00
R416*M	Amber, Blue, Red or White (Single Color Only) Magnetic Mount	859.00
R416*V	Amber, Blue, Red or White (Single Color Only) Magnetic/Suction Mount	866.00
R416**F	Amber, Blue, Red and/or White (Two Color, Split Front/Rear) Flat Mount, Clear Dome	828.00
R416**M	Amber, Blue, Red or White (Two Color, Split Front/Rear) Magnetic Mount, Clear Dome	859.00
R416**V	Amber, Blue, Red or White (Two Color, Split Front/Rear) Magnetic/Suction Mount, Clear Dome	866.00
RPHOTO	Photocell Option for Hi/Low Power	45.00

All models are 12 Volt D.C. only unless otherwise noted above. For other voltages contact factory.

\* Replace symbol in model number with letter indicating lens color or LED color desired: **A** = Amber; **B** = Blue; **C** = Clear/White; **R** = Red; **G** = Green

# Replace symbol in model number with letter indicating SPLIT lens or LED color desired: **D** = Red/Clear or White; **E** = Blue/Clear or White; **F** = Amber/Clear or White; **H** = Green/Clear or White; **J** = Red/Blue; **K** = Red/Amber; **L** = Red/Green; **M** = Blue/Amber † (to be discontinued, check availability) †† NCNR (special order, check availability, non-cancelable, non-returnable) ! Indicate length desired: 5 foot, 6 foot, 7 foot or 8 foot \$ Indicates Lower Price

**⚠ WARNING:** These products may contain chemicals known to the State of California to cause cancer and birth defects or other reproductive harm.

For more information, visit [www.whelen.com/regulatory](http://www.whelen.com/regulatory).



↓ †† - NCNR (special order, non-cancelable, non-returnable, check availability). See "Made-To-Order" Statement on Table of Contents Page of this Price List.

**MODEL DESCRIPTION LIST**  
**Flashers, Halogen & LED**

**Universal® Halogen & LED Flashers**

UFM8	Eight Outlet Halogen/LED Flasher, 60 Watts per Outlet, 2x2x2 Switching, 17 Selectable Flash Patterns	212.00
ULF44	Four Outlet, Four Channel LED Flasher, 60 Watts per Outlet, More than 60 Scan-Lock™ Flash Patterns, Allowing for Alternating, Simultaneous and Synchronized Flashing Lighthoods	91.00
SLFLASH	SmartLogic™ Programmable Flasher	249.00
LCPHOTO	Logic Level Photocell for use with SLFLASH, CenCom Core™, CenCom Sapphire™, CenCom Carbide™ and CanTrol®	101.00
AFL530	Certified LED Ambulance Flasher, 5 Outlet, 30 Watts	137.00
AFM560	Certified Ambulance Flasher, 5 Outlet, 60 Watts	245.00
AFM1660	Certified Ambulance Flasher, 16 Outlet, 60 Watts	245.00

**Headlight/Grille, Taillight Flashers & Police Equipment Interface Modules**

SSFPOS	100% Solid-State, Headlight/Grille Light Flasher, 2 Outlet, 160 Watts Per Outlet, 7 Flash Patterns, For Positive Switching Headlights	80.00
SSFPOS16	100% Solid-State, Headlight and Taillight Flasher, 2 Outlet, 160 Watts Per Outlet, 7 Flash Patterns, For 2007-2020 Chevy Tahoe Police Package Vehicles, Includes Mating Plug, For Positive Switching Headlights	107.00
†† SSFFP16	Headlight Flasher with 8 Flash Patterns, Plug and Play for 2016-2019 Ford Interceptor Utility (Requires Ford Option 60A, pre-wire option).	129.00
UHF2150A	Headlight/Grille Light Flasher with 4 Flash Patterns for Positive or Negative Headlight Switching	71.00
†† PEIMFI13	For 2013-2019 Ford Police Interceptor Utility. This module switches the four negative inputs found on the steering wheel switches to positive inputs and has a speed sensor	135.00

**Options for LED Lighthoods**

LEDLOAD	In-line "Load" Resistor Kit to Interface with OEM Turn Signal Circuit	68.00
PROGRAM2	Scan-Lock™ + Wireless Programmer, Requires Smartphone App to Operate	121.00

**Lighthoods, Super-LED®, LED, Halogen & Combination**

Note: In the Model Number the 3rd and 4th Digit are for the LED or Super-LED® Color. The 7th Digit is for the Lens Color.

**0S Square Lens Series, Marker/Clearance, Illumination and Flashing LED, Chrome Housing, Size is 1" Wide x 1-1/2" Long.**

0S*00MCR	Amber or Red Marker/Clearance Light with Clear Lens	29.00
0S*00FCR	Amber or Red with Single Flash and Clear Lens	29.00
0S*00FCR	Blue or White with Single Flash and Clear Lens	40.00
0S*00SCR	Amber or Red Steady-Burn and Clear Lens	29.00
0SB00SCR	Blue Steady-Burn and Clear Lens	40.00
0SC0EDCR	White Illumination Light with Clear Lens	40.00
0AC0EDCR	White Illumination Light with Clear Lens and 45° Angled Chrome-Plated Bezel	42.00

**2" Round 5mm LED Lighthoods, Includes 2.5" Adapter for Customer Supplied 2.5" Grommet, 3" and 3.5" Flange Mount. Other Optional Mounting Kit Purchased Separately (See Optional Mounting Section).**

T0*00M*R	Clearance Light, Amber or Red	36.00
TOCACCCR	Compartment Light, Intensity Level 3	51.00

**Optional Mounting for 2" Round Series**

TFLANGEB	Flange Kit, Surface Mount, Black	9.00
TFLANGEC	Flange Kit, Surface Mount, Chrome	18.00
TGROM2	2" Grommet	8.00

**3" Round Super-LED® Lighthoods, Steady-Burn or Flashing.**

3SC0CDCR	Compartment Light, White	75.00
3S*00F*R	Flashing, Single Pattern, Red, Blue or Amber	75.00
3SBCCDCR	Compartment Light, Combination Blue/White, with Independent Control of Blue and White Light	82.00
3SRCCDCR	Compartment Light, Combination Red/White, with Independent Control of Red and White Light	82.00
3SR0CDRR	Red, Steady-Burn, Nighttime Illumination Lighting	75.00
3FLANGEC	Flange Kit, Surface Mount, Chrome	14.00
3GROMMET	Grommet Mounting Kit	8.00

**3.5" Round Super-LED® Lighthoods with Clear Extended Lens, Scan-Lock™ Flash Patterns and Steady Burn, Requires Mounting Purchased Separately.**

PAR28*	Red, Blue, Amber or White Warning, with Synchronize Feature	186.00
PAR28J	Split Red/Blue Warning, with Synchronize Feature	196.00
†† PAR28D	Split Red/White Warning, with Synchronize Feature	196.00
†† PAR28E	Split Blue/White Warning, with Synchronize Feature	196.00
†† PAR28D*	Combination Interleaved White Super-LED® Driving Light with Red or Blue Warning Light, Clear Outer Lens	241.00
PAR28DJ	Combination Interleaved White Super-LED® Driving Light with Blue over Red Warning Light, Clear Outer Lens	251.00





**4" Round Super-LED® Lightheads**, Scan-Lock™ Flash Patterns (with Phase 1 and Phase 2) and Steady-Burn, Includes Adapter for PAR36 Applications. Requires Optional Mounting Kit Purchased Separately (Except FE/FD Series).

	FEDC06*R	2011-2018 Dodge Durango with Fog Light Package, Fog Light Mount with Extended Lens, Synchronizable, Amber, Blue, Red or White. Not for Use with Projector Fog Lights	194.00
	FEDC06JR	2011-2018 Dodge Durango with Fog Light Package, Fog Light Mount with Extended Lens, Synchronizable, Split Red/Blue. Not for Use with Projector Fog Lights	204.00
††	FEDC06DR	2011-2018 Dodge Durango with Fog Light Package, Fog Light Mount with Extended Lens, Synchronizable, Split Red/White. Not for Use with Projector Fog Lights	204.00
††	FEDC06ER	2011-2018 Dodge Durango with Fog Light Package, Fog Light Mount with Extended Lens, Synchronizable, Split Blue/White. Not for Use with Projector Fog Lights	204.00
	2F*00Z*R	Flat Lens, Synchronizable, Red, Blue, Amber or White	190.00
	2E*00Z*R	Extended Lens, Synchronizable, Red, Blue, Amber or White	190.00
	2EJ00ZCR	Extended Lens, Synchronizable, Split Red/Blue	200.00
	2ED00ZCR	Extended Lens, Synchronizable, Split Red/White	200.00
	2EE00ZCR	Extended Lens, Synchronizable, Split Blue/White	200.00

**4" Round 5mm LED Lightheads (DIRECTIONAL)** Requires Optional Mounting Kit Purchased Separately, See Optional Mounting Section.

	20R00XRR	5mm LED, Brake/Tail/Turn, Maximum Intensity	105.00
<b>Optional Mounting for 4" Round Series</b> , Except FEDC06*R and 4" Round Super-LED®, Unless Specified.			
	2FLANGEB	Black Surface Mount Trim Ring Kit (For LED Models Only)	9.00
	2FLANGEC	Chrome Surface Mount Trim Ring Kit (For LED Models Only)	24.00
	2GROMMET	Grommet Mounting Kit (For Super-LED® Models)	8.00

**4" Round, 2G Series Super-LED® 5mm LED Grommet Mount Lightheads**

	2G*00F*R	5mm LED Warning Light with 14 Flash Patterns and Steady-Burn, Red or Amber, Includes Grommet	109.00
	20C0CDCR	Compartment Light, Level 3 Intensity, Optional Mounting Kit Purchased Separately	138.00
	20C0CDD	Compartment Light, Level 3 Intensity, with Deutsch® Connector, Optional Mounting Kit Purchased Separately	149.00
	2GFLANGC	Optional Surface Mount Chrome-Plated Flange Kit for 2G Series & Compartment Lights	20.00
	2GFLANGB	Optional Surface Mount Black Flange Kit for 2G Series & Compartment Lights	9.00
	2GROMMET	Grommet Mounting Kit for 2G Compartment Lights Only	8.00
	2GBKT1	Optional "L" Bracket, For Use with Grommet Mount Lighthead Only, Each	23.00

**400 Series Linear Super-LED®**

	4V3*	V-Series™, Combination 180° Warning, Take Down and Puddle Light with Scan-Lock™ Warning Flash Patterns, Red, Blue, Amber or White Warning	416.00
	40**5SCR	Amber, Blue, Red and/or White, Six Super-LED® over Six Super-LED® with Individual Controls of Upper and Lower Level. Requires Remote Flasher, Purchased Separately (Not to be used as a Steady-Burn light)	237.00
	40BUV	Super-LED® Back-up Light, Vertical Mount	203.00
	40BUH	Super-LED® Back-up Light, Horizontal Mount	203.00

**400 Series Single Level Super-LED®,** Includes Scan-Lock™ Flash Patterns (with Phase 1 and Phase 2) and Steady-Burn with Synchronize Feature.

	40*02Z*R	Amber, Blue, Red or White	137.00
--	----------	---------------------------	--------

**400 Series 5mm LED Brake/Tail/Turn, Turn & Back Up**, Color LEDs with Color Outer Lens. Requires Optional Mounting Kit Purchased Separately (See Optional Mounting Section).

	40BTT	LED, Brake/Tail/Turn with 2 Flash Patterns	132.00
	40A00AAR	LED, Turn Light Amber	132.00

**Options for 400 Series**

	4EFLANGE	Chrome-Plated Flange Kit (Not for use with Linear-LED® & Super-LED®), Surface Mount 5mm & Single Level Super-LED® Only	18.00
	4FLANGEB	Black Flange Kit (Not for use with Linear-LED® & Super-LED®), Surface Mount 5mm & Single Level Super-LED® Only	10.00
	4TSMAB	Black Super-LED® Surface Mount Adapter, Linear-LED® & Super-LED® Only	20.00
	4TSMAC	Chrome-Plated Super-LED® Surface Mount Adapter, Linear-LED® & Super-LED® Only	28.00
	4EGRILP	Grille-Master™ Chrome Housing with Swivel Bracket. Not for use with LED/Halogen Combination Models	76.00
	4EGRILB	Grille-Master™ Black Housing with Swivel Bracket. Not for use with LED/Halogen Combination Models	70.00
	4BKT1	Universal "L" Mounting Bracket for 400 Series Lighthead, must be used with 4TSMAB or 4TSMAC Flange	26.00

**500 Series Linear Super-LED® Lightheads**, Color LEDs with Color Outer Lens, Split Color Modules with Clear Outer Lens, Scan-Lock® Flash Patterns, Plus Steady-Burn, and Synchronize Feature. Requires Optional Mounting Kit Purchased Separately (See Optional Mounting Section).

	5V3*	V-Series™, Combination 180° Warning, Take Down and Puddle Light Combination with Scan-Lock™ Warning Flash Patterns, Red, Blue, Amber or White Warning	312.00
	5V1*	Combination 180° and TIR Warning, Single Color with Scan-Lock™ Flash Patterns, Red, Blue, Amber or White with Clear Lens	306.00

All models are 12 Volt D.C. only unless otherwise noted above. For other voltages contact factory.

\* Replace symbol in model number with letter indicating lens color or LED color desired: **A** = Amber; **B** = Blue; **C** = Clear/White; **R** = Red; **G** = Green

# Replace symbol in model number with letter indicating SPLIT lens or LED color desired: **D** = Red/Clear or White; **E** = Blue/Clear or White; **F** = Amber/Clear or White; **H** = Green/Clear or White; **J** = Red/Blue; **K** = Red/Amber; **L** = Red/Green; **M** = Blue/Amber † (to be discontinued, check availability) ‡ NCNR (special order, check availability, non-cancelable, non-returnable) ! Indicate length desired: 5 foot, 6 foot, 7 foot or 8 foot \$ Indicates Lower Price

**⚠ WARNING:** These products may contain chemicals known to the State of California to cause cancer and birth defects or other reproductive harm.

For more information, visit [www.whelen.com/regulatory](http://www.whelen.com/regulatory).



Flashers & Lightheads



↓ †† - NCNR (special order, non-cancelable, non-returnable, check availability). See "Made-To-Order" Statement on Table of Contents Page of this Price List.

Flashers & Lightheads

MODEL	DESCRIPTION	LIST
50*02Z*R	Amber, Blue, Red or White, For Horizontal Mounting	178.00
50**2ZCR	Split Colors, Amber, Blue and/or Red, For Horizontal Mounting	184.00
†† 50AC2ZCR	Split Amber/White, For Horizontal Mounting	184.00
†† 50BC2ZCR	Split Blue/White, For Horizontal Mounting	184.00
50CR2ZCR	Split Red/White, For Horizontal Mounting	184.00
†† 50CC2ZCR	Split White/White, For Horizontal Mounting	184.00
5V*02Z*R	Amber, Blue or Red, For Vertical Mounting	178.00
†† 50AA2SA2	Cab Mount Lights with Chrome Flange, Vertical Mount (one per side)	218.00
50A02SA1	Grommet Mount, Includes Grommet, Lights Used on Rear of Trucks (in an array of 7)	197.00

**500 Series TIR6™ Super-LED®**, Color LEDs with Color Outer Lens, Split Color Modules with Clear Outer Lens, Six Super-LED®s (per panel). Scan-Lock™ Flash Patterns, including Steady and Synchronize Feature. Requires Optional Mounting Kit Purchased Separately (See Optional Mounting Section).

50*03Z*R	Amber, Blue, Red or White	167.00
†† 50**3ZCR	Split Colors Amber, Blue, Red or White	173.00

**Options for 500 Series** (For all 500 Series Lightheads, Except 5G Surface Mount Models).

5FLANGEB	Black Flange Kit	10.00
5FLANGEC	Chrome-Plated Flange Kit	18.00
5FLANGEP	Polished Aluminum Flange	40.00
5GROMMET	Grommet Mount Kit	11.00
5GBKT1	Optional "L" Bracket for use with Grommet Mount Lighthead Only, Each	25.00
5TSMAB	Black Surface Mount Adapter, TIR6™ Super-LED® Only	9.00
5TSMAC	Chrome-Plated Surface Mount Adapter, TIR6™ Super-LED® Only	18.00
5LSMAB	Black Surface Mount Adapter for Linear Super-LED® Only	19.00
5LSMAC	Chrome-Plated Surface Mount Adapter for Linear Super-LED® Only	30.00
5BRUSH	Aluminum Brush Guard, Includes Surface Mount Adapter for TIR6™ Super-LED® Series, 5mm Requires Optional Flange Purchased Separately	30.00
5BKT1	Mounting Bracket for 500 Series Super-LED®, Universal Mounting Bracket	16.00
5GM2LRC	Chrome-Plated Grille Mount for 2015-2017 Freightliner M2 106, Pair	96.00
5IM2LRC	Chrome-Plated Fender Mount for 2015-2017 Freightliner M2 106, Pair	102.00

**5G Series Super-LED® and LED Grommet Mount Lightheads**

5G*00F*R	5mm LED Warning Light, Amber or Red with 14 Flash Patterns	127.00
5GC0CCCR	Compartment Light, White Super-LED® with Clear Lens	81.00
5GC00WCR	5mm LED Back-up Light, White	117.00
5GFLANGC	Optional Surface Mount Chrome-Plated Flange Kit for 5G Series	23.00
5GFLANGB	Optional Surface Mount Black Flange Kit for 5G Series	9.00
5GBKT1	Optional "L" Bracket, For Use with Grommet Mount Lighthead Only, Each	25.00

**600 Series Super-LED® Lightheads**, Surface Mount, Color LEDs with Color Outer Lens (Unless Specified). Requires Optional Mounting Kit Purchased Separately (See Optional Mounting Section).

6RB*	Rota-Beam™ Amber, Blue, Red or White, Color Lens	416.00
6RB*C	Rota-Beam™ Amber, Blue or Red, Clear Lens	416.00
60*02S*R	Amber, Blue, Red or White, without Flange, Requires LED Flasher Purchased Separately (Consider SurfaceMax™ C6 Series)	194.00
60*02F*R	Amber, Blue, Red or White, Includes Internal Flasher with Flash Patterns, Steady-Burn and Hi/Low Power (Consider SurfaceMax™ C6 Series)	194.00
†† 60RA6FCR	1/2 Red, 1/2 Amber, Side-By-Side with Clear Outer Lens with 20 Scan-Lock™ Flash Patterns and Independent On/Off Control of Each Side	239.00
60BR6FCR	1/2 Red, 1/2 Blue, Side-By-Side with Clear Outer Lens with 20 Scan-Lock™ Flash Patterns and Independent On/Off Control of Each Side	239.00
60RC6FCR	1/2 Red, 1/2 White, Side-By-Side with Clear Outer Lens with 20 Scan-Lock™ Flash Patterns and Independent On/Off Control of Each Side	239.00
60C0ELZR	Gradient Opti-Scenelight™, Recess Mount (Consider SurfaceMax™ C6 Series)	342.00
6SC0ENZR	Gradient Opti-Scenelight™, Surface Mount (Consider SurfaceMax™ C6 Series)	309.00

**600 Series 5mm LED Brake/Tail/Turn & Back-Up Lightheads**, Surface Mount, Color LEDs with Color Outer Lens. Requires Optional Mounting Kit Purchased Separately (See Optional Mounting Section).


60A00TAR	Amber Turn Signal, Populated Arrow Shape without Flange, with Multiple Flash Patterns (Consider SurfaceMax™ C6 Series)	143.00
60BTT	LED, Brake/Tail/Turn with 2 Flash Patterns (Consider SurfaceMax™ C6 Series)	195.00
60C00VCR	Interior/Back-up Light, Minimum Intensity (Consider SurfaceMax™ C6 Series)	143.00
60C00WCR	Interior/Back-up Light, Maximum Intensity (Consider SurfaceMax™ C6 Series)	512.00

**600 Series Snap-In Halogen Lightheads**, Requires Optional Mounting Kit Purchased Separately (See Optional Mounting Section) Consider Applicable 600 or M6 Super-LED® Lightheads.

60F000*R	Without Flange	198.00
60K000XR	26 Degree Opti-Scenelight™, without Flange	209.00
60K000YR	13 Degree Opti-Scenelight™, without Flange	209.00



	60J000CR	Back-up Light without Flange	161.00
<b>Options for 600 Series</b>			
††	64FKIT	Mounting Kit to Convert 600 Series to Fit in Old-Style 64 Series Hole Cutouts	6.00
	6FLANGE	Black Flange Kit for 600 Series (Consider SurfaceMax™ C6 Series)	11.00
	6EFLANGE	Chrome-Plated Flange Kit for 600 Series (Consider SurfaceMax™ C6 Series)	22.00
	6EHLTMMK	Headlight Mounting Kit for ATI and KD Housing, Includes Bracket and Hardware (Lighthead Purchased Separately) (Consider SurfaceMax™ C6 Series)	33.00
	PLAST3V	Flange, Chrome-Plated Three Light Vertical (Lightheads Purchased Separately) (Consider SurfaceMax™ C6 Series)	167.00
	PLAST4V	Flange, Chrome-Plated Four Light Vertical (Lightheads Purchased Separately) (Consider SurfaceMax™ C6 Series)	234.00
	PLAST4VL	Flange, Chrome-Plated Four Light Vertical, 5mm LED and Super-LED® Only (Lightheads Purchased Separately)	111.00
	CAST3	Polished Aluminum Housing for Vertical Mounting, 3 Lamp	248.00
	CAST3H	Polished Aluminum Housing for Horizontal Mounting, 3 Lamp	275.00
	CAST4V	Polished Aluminum Housing for Vertical Mounting, 4 Lamp	377.00
	6BKT1	"L" Bracket Push Bumper Mounting Kit for 600/M6/600 Rota-Beam, Black, Each	23.00
	6BKT2	Angled Bracket Push Bumper Mounting Kit for 600/M6/600 Rota-Beam, Black, Each	23.00
<b>700 Series Super-LED® Lightheads</b> , Surface Mount, Color LEDs with Color Outer Lens (Unless Specified). Requires Optional Mounting Kit Purchased Separately (See Optional Mounting Section).			
	70*02S*R	Red, Blue, Amber or White, without Flange, Requires LED Flasher Purchased Separately (Consider SurfaceMax™ C7 Series)	194.00
	70*02F*R	Red, Blue, Amber or White, Includes Internal Flasher with Flash Patterns, Steady-Burn and Hi/Low Power (Consider SurfaceMax™ C7 Series)	194.00
††	70RA6FCR	1/2 Red, 1/2 Amber, Side By Side with Clear Outer Lens with 20 Scan-Lock™ Flash Patterns and Independent On/Off Control of Each Side (Consider SurfaceMax™ C7 Series)	239.00
	70BR6FCR	1/2 Red, 1/2 Blue, Side By Side with Clear Outer Lens with 20 Scan-Lock™ Flash Patterns and Independent On/Off Control of Each Side (Consider SurfaceMax™ C7 Series)	239.00
	70RC6FCR	1/2 Red, 1/2 White, Side By Side with Clear Outer Lens with 20 Scan-Lock™ Flash Patterns and Independent On/Off Control of Each Side (Consider SurfaceMax™ C7 Series)	239.00
	70C0ELZR	Gradient Opti-Scenelight™, Recess Mount (Consider SurfaceMax™ C7 Series)	342.00
	70C0ENZR	Gradient Opti-Scenelight™, Surface Mount (Consider SurfaceMax™ C7 Series)	309.00
	70CREGCS	Ambulance Interior Light, Red/White with Built-In Individual Switches	297.00
<b>700 Series 5mm LED Brake/Tail/Turn &amp; Back-Up Lightheads</b> , Surface Mount, Color LEDs with Color Outer Lens. Requires Optional Mounting Kit Purchased Separately (See Optional Mounting Section).			
	70BTT	LED, Brake/Tail/Turn with 2 Flash Patterns (Consider SurfaceMax™ C7 Series)	167.00
	70C00VCR	Interior/Back-up Light, Minimum Intensity (Consider SurfaceMax™ C7 Series)	195.00
	70C00WCR	Interior/Back-up Light, Maximum Intensity (Consider SurfaceMax™ C7 Series)	436.00
	70A00TAR	Amber Turn Signal, Sequential Chevron Arrow without Flange with Multi-Flash Pattern (Consider SurfaceMax™ C7 Series)	132.00
<b>700 Series Snap-In Halogen Lightheads</b> , Requires Optional Mounting Kit Purchased Separately (See Optional Mounting Section). Consider Applicable 700 or M7 Super-LED® Lightheads.			
	70F000*R	Without Flange	184.00
	70K000ZR	8-32 Degree Opti-Scenelight™, without Flange	193.00
<b>Options for 700 Series</b>			
	7FLANGE	Black Flange Kit (Consider SurfaceMax™ C7 Series)	11.00
	7EFLANGE	Chrome-Plated Flange Kit (Consider SurfaceMax™ C7 Series)	19.00
	7CAST3	Polished Cast Aluminum Housing, 3 Lamps	231.00
	73FKIT	Mounting Kit to convert 700 Series to fit in Old Style 73 Series Hole Cutouts	7.00
††	7GCV6LRC	Grille Mount Chrome Housing for 2006-2020 Chevy Express Van, Super-LED® & 5mm, Surface Mount, Pair	84.00
	7PT8R	Rear Light Pod for Six 700 Series Lightheads for the 2018-2019 Ford Transit Medium or High Roof, Lightheads Purchased Separately, Freight Surcharge May Apply	560.00
	7PTM5F	Front Light Pod for Six 700 Series Lightheads for the 2015-2019 Ford Transit Medium Roof, Lightheads Purchased Separately, Freight Surcharge May Apply	566.00
	7PTH5F	Front Light Pod for Six 700 Series Lightheads for the 2015-2019 Ford Transit High Roof, Lightheads Purchased Separately, Freight Surcharge May Apply	566.00
<b>810 Series - Relampable Halogen Lightheads</b> , Surface Mount (Less Cable)			
	810CA0ZR	8-32 Degree Halogen Scenelight	300.00
	810TRIM	Chrome-Plated Flange Cover	27.00
<b>900 Series Super-LED® Lightheads</b> , Surface Mount (Unless Specified), Color LEDs with Color Outer Lens (Unless Specified). Requires Optional Mounting Flange 90FLANGC & 90FLANGB Purchased Separately.			
	90**5S*R	Red, Blue, Amber or White (Single Color Only), without Flange, Requires LED Flasher Purchased Separately (Consider SurfaceMax™ C9 Series)	309.00
	90**5F*R	Red, Blue, Amber or White (Single Color Only), Includes Internal Flasher with Flash Patterns, Steady-Burn and Hi/Low Power (Consider SurfaceMax™ C9 Series)	309.00



All models are 12 Volt D.C. only unless otherwise noted above. For other voltages contact factory.


\* Replace symbol in model number with letter indicating lens color or LED color desired: **A** = Amber; **B** = Blue; **C** = Clear/White; **R** = Red; **G** = Green

# Replace symbol in model number with letter indicating SPLIT lens or LED color desired: **D** = Red/Clear or White; **E** = Blue/Clear or White; **F** = Amber/Clear or White; **H** = Green/Clear or White; **J** = Red/Blue; **K** = Red/Amber; **L** = Red/Green; **M** = Blue/Amber † (to be discontinued, check availability) †† NCNR (special order, check availability, non-cancelable, non-returnable) ! Indicate length desired: 5 foot, 6 foot, 7 foot or 8 foot \$ Indicates Lower Price

**⚠ WARNING:** These products may contain chemicals known to the State of California to cause cancer and birth defects or other reproductive harm.

For more information, visit [www.whelen.com/regulatory](http://www.whelen.com/regulatory).



↓  - NCNR (special order, non-cancelable, non-returnable, check availability). See "Made-To-Order" Statement on Table of Contents Page of this Price List.


**MODEL DESCRIPTION LIST**

90RA5FCR	1/2 Red, 1/2 Amber, Over/Under with Clear Outer Lens with Scan-Lock™ Flash Patterns, Independent On/Off Control of Each Level and Hi/Low Power (Consider SurfaceMax™ C9 Series)	309.00
90RB5FCR	1/2 Red, 1/2 Blue, Over/Under with Clear Outer Lens with Scan-Lock™ Flash Patterns, Independent On/Off Control of Each Level and Hi/Low Power (Consider SurfaceMax™ C9 Series)	309.00
90RC5FCR	1/2 Red, 1/2 White, Over/Under with Clear Outer Lens with Scan-Lock™ Flash Patterns, Independent On/Off Control of Each Level and Hi/Low Power (Consider SurfaceMax™ C9 Series)	309.00
9SC0ENZR	Gradient Opti-Scenelight™, Surface Mount, Includes Flange (Consider SurfaceMax™ C9 Series)	546.00
90FLANGB	Black Flange Kit for 900 Series Super-LED® Only (Consider SurfaceMax™ C9 Series)	14.00
90FLANGC	Chrome-Plated Flange Kit for 900 Series Super-LED® Only (Consider SurfaceMax™ C9 Series)	31.00

**900 Series 5mm LED Brake/Tail & Turn, Lighthead, Surface Mount, Color LEDs with Color Outer Lens. Requires Optional Mounting Purchased Separately (See Optional Mounting Section).**

90A00TAR	Turn Signal, Populated Arrow Shape without Flange, with 17 Flash Patterns, Amber, Left/Right Arrow (Consider SurfaceMax™ C9 Series)	260.00
90BTT	LED, Brake/Tail/Turn with 2 Flash Patterns (Consider SurfaceMax™ C9 Series)	389.00

**900 Series Snap-In Halogen Lighthead, Optional Mounting Kit Purchased Separately (See Optional Mounting Section). Consider Applicable 900 or M9 Super-LED® Lighthead.**

 90F000R	Without Flange	177.00
90E000ZR	Gradient Opti-Scenelight™	226.00
90J000CR	27 Watt Back-Up Light, without Flange	162.00

**Options for 900 Series (Except for Super-LED®)**

9FLANGEB	Black Flange Kit for 900 Series (Not for Use With 900 Super-LED® Series)	15.00
9EFLANGE	Chrome-Plated Flange Kit for 900 Series (Not for Use With 900 Super-LED® Series)	29.00
97FKIT	Mounting Kit to Convert 900 Series to Fit in Old Style 97 Series Hole Cutouts	8.00

**Arges™ Series Super-LED® 360° Remote Control Spotlight, Black Housing**

ARGES1	<b>NEW</b> 5° Spotlight with Proclera® Silicone Optic	629.00
ARGES2	<b>NEW</b> ProFocus™, Select from Spot/Flood Combination Light or Flood Light from the Control Head	729.00
ARGCH1	<b>NEW</b> Control Head for Arges™, Bail Bracket	280.00
ARGCH2	<b>NEW</b> Control Head for Arges™, Swivel Mount	280.00
ARGFM	<b>NEW</b> Flat Mount, Universal	40.00
ARG49D	<b>NEW</b> Chevy Silverado 1500, 2019, Driver Side Fender Mounting (Available 1st Quarter of 2020)	90.00
ARG45D	<b>NEW</b> Chevy Tahoe, 2015-2019, Driver Side Fender Mounting	90.00
ARG45P	<b>NEW</b> Chevy Tahoe, 2015-2019, Passenger Side Fender Mounting	90.00
ARG35D	<b>NEW</b> Dodge Charger, 2016-2019, Driver Side Fender Mounting	90.00
ARG44D	<b>NEW</b> Dodge Durango, 2015-2019, Driver Side Fender Mounting	90.00
ARG42D	<b>NEW</b> Ram 1500/2500/3500, 2014-2018 and Ram 1500 (Classic), 2019, Driver Side Fender Mounting (Available 1st Quarter of 2020)	90.00
ARG34D	<b>NEW</b> Ford Police Interceptor Utility, 2016-2019, Driver Side Fender Mounting	90.00
ARG50D	<b>NEW</b> Ford Police Interceptor Utility, 2020, Driver Side Fender Mounting	90.00
ARG50P	<b>NEW</b> Ford Police Interceptor Utility, 2020, Passenger Side Fender Mounting	90.00
ARG47D	<b>NEW</b> Ford F-150, 2019, Driver Side Fender Mount (Available 1st Quarter of 2020)	90.00
ARG47BD	<b>NEW</b> Ford F-250/F-350/F-450 Super-Duty, 2019, Driver Side Fender Mount (Available 1st Quarter of 2020)	90.00
ARG47BP	<b>NEW</b> Ford F-250/F-350/F-450 Super-Duty, 2020, Passenger Side Fender Mount (Available 1st Quarter of 2020)	90.00
ARG48D	<b>NEW</b> Ford Expedition, 2019, Driver Side Fender Mount (Available 1st Quarter of 2020)	90.00

**C6 SurfaceMax™ Series Super-LED® Surface Mount, Color Outer Lens, Unless Specified. Optional Mounting Flange Available. 7-1/2" Long x 5-1/8" High, Protrudes 1-1/2".**

C6L*	Warning, Red, Blue, Amber or White. Internal Flasher with Scan-Lock™ Flash Patterns and Hi/Low	194.00
C6L*C	Warning, Red, Blue, Amber or White with Clear Lens. Internal Flasher with Scan-Lock™ Flash Patterns and Hi/Low	194.00
C6*S	Red, Blue, Amber or White. Requires LED Flasher Purchased Separately	194.00
C6*SC	Red, Blue, Amber or White with Clear Lens. Requires LED Flasher Purchased Separately	194.00
C6#	Split Color with Clear Outer Lens, Side-By-Side, Red/White, Blue/White, Red/Blue or Red/Amber Only with Scan-Lock™ Flash Patterns and Independent On/Off Control of Each Side	239.00
C6T	Amber Turn Signal, Sequential Chevron Arrow	143.00
C6TC	Amber Turn Signal Clear Outer Lens, Sequential Chevron Arrow	143.00
C6BTT	LED Brake/Tail/Turn	195.00
C6BTTC	LED Brake/Tail/Turn, Clear Lens	195.00
C6BUL	Back-Up Light, Minimum Intensity	143.00
C6BU	Back-Up Light, Maximum Intensity	309.00
C6SL	Scenelight	309.00
C6FC	Optional Chrome Flange	20.50
C6FB	Optional Black Flange	8.70





C6HDLTMK	Headlight Mounting Kit for ATI & KD Housing, Includes Bracket & Hardware (Lighthouse Purchased Separately)	31.50
PLASC3V	Flange, Chrome-Plated, Three Light, Vertical (Lighthoods Purchased Separately)	165.00
PLASC4V	Flange, Chrome-Plated, Four Light, Vertical (Lighthoods Purchased Separately)	231.00

**C7 SurfaceMax™ Series Super-LED® Surface Mount**, Color Outer Lens, Unless Specified. Optional Mounting Flange Available. 8-1/4" Long x 4-1/16" High, Protrudes 1-1/2".

C7L*	Warning, Red, Blue, Amber or White. Internal Flasher with Scan-Lock™ Flash Patterns and Hi/Low	194.00
C7L*C	Warning, Red, Blue, Amber or White with Clear Lens. Internal Flasher with Scan-Lock™ Flash Patterns and Hi/Low	194.00
C7*S	Red, Blue, Amber or White. Requires LED Flasher Purchased Separately	194.00
C7*SC	Red, Blue, Amber or White with Clear Lens. Requires LED Flasher Purchased Separately	194.00
C7#	Split Color with Clear Outer Lens, Side-By-Side, Red/White, Blue/White, Red/Blue or Red/Amber Only with Scan-Lock™ Flash Patterns and Independent On/Off Control of Each Side	239.00
C7T	Amber Turn Signal, Sequential Chevron Arrow	132.00
C7TC	Amber Turn Signal Clear Outer Lens, Sequential Chevron Arrow	132.00
C7BTT	LED Brake/Tail/Turn	167.00
C7BTTC	LED Brake/Tail/Turn, Clear Lens	167.00
C7BUL	Back-Up Light, Minimum Intensity	195.00
C7BU	Back-Up Light, Maximum Intensity	349.00
C7SL	Scenelight	309.00
C7FC	Optional Chrome Flange	17.50
C7FB	Optional Black Flange	9.20
7PT8R	Rear Light Pod for Six C7 Series Lighthoods for the 2018-2019 Ford Transit Medium or High Roof, Lighthoods Purchased Separately, Freight Surcharge May Apply	560.00

**C9 SurfaceMax™ Series Super-LED® Surface Mount**, Color Outer Lens, Unless Specified. Optional Mounting Flange Available. 9-1/8" Long x 8-1/8" High, Protrudes 1-1/2".

C9L*	Warning, Red, Blue, Amber or White. Internal Flasher with Scan-Lock™ Flash Patterns and Hi/Low	309.00
C9L*C	Warning, Red, Blue, Amber or White with Clear Lens. Internal Flasher with Scan-Lock™ Flash Patterns and Hi/Low	309.00
C9*S	Red, Blue, Amber or White. Requires LED Flasher Purchased Separately	309.00
C9*SC	Red, Blue, Amber or White with Clear Lens. Requires LED Flasher Purchased Separately	309.00
C9#	Split Color with Clear Outer Lens, Over/Under, Red/White, Blue/White, Amber/White, Red/Blue, Red/Amber, or Blue/Amber Only with Scan-Lock™ Flash Patterns, Independent On/Off Control of Each Level and Hi/Low Power	309.00
C9T	Amber Turn Signal, Sequential Chevron Arrow	260.00
C9TC	Amber Turn Signal Clear Outer Lens, Sequential Chevron Arrow	260.00
C9BTT	LED Brake/Turn/Tail	389.00
C9BTTC	LED Brake/Tail/Turn, Clear Lens	389.00
C9SL	Scenelight, Includes Chrome Flange	546.00
C9FC	Optional Chrome Flange	25.50
C9FB	Optional Black Flange	12.50

**Fluorescent Plus™ Series Super-LED® Compartment Tube Lighting**, Includes Both "C" Clip and "P" Clip Mounting.

F09PC	9", Non-Frosted Lens	90.00
F18PC	18", Non-Frosted Lens	131.00
F27PC	27", Non-Frosted Lens	174.00
F36PC	36", Non-Frosted Lens	229.00
F45PC	45", Non-Frosted Lens	281.00
F54PC	54", Non-Frosted Lens	346.00
F63PC	63", Non-Frosted Lens	399.00

**Interior Light, 6" Round**, Low Profile, Surface Mount Super-LED® Interior Light

60C0EHCR	Super-LED® Ambulance Interior Light. 6" Round Surface Mount	204.00
60C0EJCS	6 Diode Interior Light, White, Includes Switch	185.00
60CREGCS	12 Diode Interior Light, Split Red/White, 6" Round Surface Mount, Includes Switches	204.00
60CBEGCS	12 Diode Interior Light, Split White/Blue, 6" Round Surface Mount, Includes Switches	204.00

**Interior Light, 8" Round**, Super-LED® Ambulance Interior Lighthouse

80C0EHCR	Super-LED® Ambulance Interior Light. Fits Industry Standard 8" Cutout	168.00
80C00EZR	Super-LED® Ambulance Interior Light. Fits Industry Standard 8" Cutout, No Mounting Hardware Required, Chrome Housing	168.00
8WC00EZR	Super-LED® Ambulance Interior Light. Fits Industry Standard 8" Cutout, No Mounting Hardware Required, White Housing	157.00
80CBEHCR	9 Diode, Super-LED® Interior Light, 6 White with Hi/Low and 3 Blue	332.00
80CREHCR	9 Diode, Super-LED® Interior Light, 6 White with Hi/Low and 3 Red	332.00

**Interior Lights (Less Cable)**

70CREGCS	Ambulance Interior Light, Red/White with Built-In Individual Switches	297.00
86CE1	12 Diode, Super-LED® 8" x 6" Interior Light, White	428.00

All models are 12 Volt D.C. only unless otherwise noted above. For other voltages contact factory.

\* Replace symbol in model number with letter indicating lens color or LED color desired: **A** = Amber; **B** = Blue; **C** = Clear/White; **R** = Red; **G** = Green

# Replace symbol in model number with letter indicating SPLIT lens or LED color desired: **D** = Red/Clear or White; **E** = Blue/Clear or White; **F** = Amber/Clear or White, **J** = Red/Blue; **K** = Red/Amber; **L** = Red/Green; **M** = Blue/Amber **†** (to be discontinued, check availability) **‡** NCNR (special order, check availability, non-returnable) **!** Indicate length desired: 5 foot, 6 foot, 7 foot or 8 foot **\$** Indicates Lower Price


**⚠ WARNING:** These products may contain chemicals known to the State of California to cause cancer and birth defects or other reproductive harm.

For more information, visit [www.whelen.com/regulatory](http://www.whelen.com/regulatory).



Flashers & Lighthoods



↓  - NCNR (special order, non-cancelable, non-returnable, check availability). See "Made-To-Order" Statement on Table of Contents Page of this Price List.

**MODEL DESCRIPTION LIST**  
**ION™ Series Super-LED® Universal Light**, Includes Universal Mount, Scan-Lock™ Flash Patterns and a 4-Wire Pigtail. (For Chrome or White Housings, Contact Factory for Price, Availability and Minimum Order Requirements).

ION*	Red, Blue, Amber or White, Black Housing	140.00
ION#	Split Color, Clear Lens, Amber/Blue, Amber/White, Red/Blue or Red/White Only, Black Housing	140.00
XON*	Red, Blue, Amber or White, Black Housing with Smoked Lens	150.00
XON#	Split Color, Amber/Blue, Red/Blue & Red/White Only, Black Housing with Smoked Lens	150.00

**ION™ Surface Mount Series Super-LED®**, Includes Scan-Lock™ Flash Patterns and a 4-Wire Pigtail. (For Chrome or White Housings, Contact Factory for Price, Availability and Minimum Order Requirements).

IONSM*	Red, Blue, Amber or White, Black Housing	140.00
IONSM#	Split Color, Clear Lens, Amber/Blue, Amber/White, Red/Blue or Red/White Only, Black Housing	140.00
XONSM*	Red, Blue, Amber or White, Black Housing with Smoked Lens	150.00
XONSM#	Split Amber/Blue, Red/Blue or Red/White, Black Housing with Smoked Lens	150.00

**ION™ DUO™ Series Linear-LED® Universal Light**, Includes Universal Mount, Scan-Lock™ Flash Patterns and a 5-Wire Pigtail. (For Chrome or White Housings, Contact Factory for Price, Availability and Minimum Order Requirements).

I2#	Red/Blue, Amber/White, Blue/White, Red/White or Blue/Amber Only, Individual Control of each Color, Black Housing	163.00
XI2#	Red/Blue, Amber/White, Blue/White, Red/White or Blue/Amber Only, Individual Control of each Color, Black Housing with Smoked Lens	173.00

**ION™ DUO™ Surface Mount Series Linear-LED®**, Scan-Lock™ Flash Patterns and a 5-Wire Pig Tail. (For Chrome or White Housings, Contact Factory for Price, Availability and Minimum Order Requirements)

I2SM#	Red/Blue, Amber/White, Blue/White, Red/White or Blue/Amber Only, Individual Control of each Color, Black Housing	163.00
XI2SM#	Red/Blue, Amber/White, Blue/White, Red/White or Blue/Amber Only, Individual Control of each Color, Black Housing with Smoked Lens	173.00

**ION™ TRIO™ Series Linear-LED® Universal Light**, Universal Light, Includes Universal Mount, Scan-Lock™ Flash Patterns and a 6-Wire Pigtail. (For Chrome or White Housings, Contact Factory for Price, Availability and Minimum Order Requirements).

I3JC	Red/Blue/White, Individual Control of each Color, Black Housing	193.00
I3JA	Red/Blue/Amber, Individual Control of each Color, Black Housing	193.00
I3KC	Red/Amber/White, Individual Control of each Color, Black Housing	193.00
I3MC	Blue/Amber/White, Individual Control of each Color, Black Housing	193.00
XI3JC	Red/Blue/White, Individual Control of each Color, Black Housing with Smoked Lens	203.00
XI3JA	Red/Blue/Amber, Individual Control of each Color, Black Housing with Smoked Lens	203.00
XI3KC	Red/Amber/White, Individual Control of each Color, Black Housing with Smoked Lens	203.00
XI3MC	Blue/Amber/White, Individual Control of each Color, Black Housing with Smoked Lens	203.00

**ION™ TRIO™ Surface Mount Series Linear-LED®**, Scan-Lock™ Flash Patterns and a 6-Wire Pig Tail. (For Chrome or White Housings, Contact Factory for Price, Availability and Minimum Order Requirements)

I3SMJC	Red/Blue/White, Individual Control of each Color, Black Housing	193.00
I3SMJA	Red/Blue/Amber, Individual Control of each Color, Black Housing	193.00
I3SMKC	Red/Amber/White, Individual Control of each Color, Black Housing	193.00
I3SMMC	Blue/Amber/White, Individual Control of each Color, Black Housing	193.00
XI3SMJC	Red/Blue/White, Individual Control of each Color, Black Housing with Smoked Lens	203.00
XI3SMJA	Red/Blue/Amber, Individual Control of each Color, Black Housing with Smoked Lens	203.00
XI3SMKC	Red/Amber/White, Individual Control of each Color, Black Housing with Smoked Lens	203.00
XI3SMMC	Blue/Amber/White, Individual Control of each Color, Black Housing with Smoked Lens	203.00

**ION™ Wide Angle Series Super-LED® Universal Light**, Includes Universal Mount, Scan-Lock Flash Patterns and a 4-Wire Pigtail. (For Chrome or White Housings, Contact Factory for Price, Availability and Minimum Order Requirements).

WION*	Wide Angle, Red, Blue, Amber or White, Black Housing	140.00
WION#	Wide Angle, Split Color, Clear Lens, Amber/Blue, Amber/White, Red/Blue or Red/White Only, Black Housing	140.00
WXON*	Wide Angle, Red, Blue, Amber or White, Black Housing with Smoked Lens	150.00
WXON#	Wide Angle, Split Color, Amber/Blue, Amber/White, Red/Blue or Red/White Only, Black Housing with Smoked Lens	150.00

**ION™ Wide Angle Surface Mount Series Super-LED®**, Includes Scan-Lock Flash Patterns and a 4-Wire Pigtail. (For Chrome or White Housings, Contact Factory for Price, Availability and Minimum Order Requirements).

WIONSM*	Wide Angle, Red, Blue, Amber or White, Black Housing	140.00
WIONSM#	Wide Angle, Split Color, Clear Lens, Amber/Blue, Amber/White, Red/Blue or Red/White Only, Black Housing	140.00
WXONSM*	Wide Angle, Red, Blue, Amber or White, Black Housing with Smoked Lens	150.00
WXONSM#	Wide Angle, Split Color, Amber/Blue, Red/Blue or Red/White Only, Black Housing with Smoked Lens	150.00

**ION™ V-Series™ Super-LED® Universal Light**, 180° Warning, Take Down and Puddle Light

IONV3*	Universal Mount ION™ with Combination 180° Warning, Take Down and Puddle Light, Red, Blue, Amber or White Warning, Black Housing.	271.00
--------	---	--------

Flashers & Lighthead



IONV3*W	Universal Mount ION™ with Combination 180° Warning, Take Down and Puddle Light, Red, Blue, Amber or White Warning, White Housing.	271.00
IONV1*	Universal Mount ION™, with Combination 180° and TIR Warning, Single Color, Red, Blue, Amber or White, Black Housing	266.00
IONV1*W	Universal Mount ION™, with Combination 180° and TIR Warning, Single Color, Red, Blue, Amber or White, White Housing	266.00
XONV3*	Universal Mount ION™ with Combination 180° Warning, Take Down and Puddle Light, Red, Blue, Amber or White Warning, Black Housing with Smoked Lens	281.00
XONV1*	Universal Mount ION™, with Combination 180° and TIR Warning, Single Color, Red, Blue, Amber or White, Black Housing with Smoked Lens	276.00

**ION™ V-Series™ Super-LED® Surface Mount Lighthead, 180° Warning, Take Down and Puddle Light**

IONSV3*	Surface Mount ION™ with Combination 180° Warning, Take Down and Puddle Light, Red, Blue, Amber or White Warning, Black Housing.	271.00
IONSV3*W	Surface Mount ION™ with Combination 180° Warning, Take Down and Puddle Light, Red, Blue, Amber, or White Warning, White Housing	271.00
IONSV3*C	Surface Mount ION™ with Combination 180° Warning, Take Down and Puddle Light, Red, Blue, Amber or White Warning, Chrome Housing	291.00
IONSV1*	Surface Mount ION™, with Combination 180° and TIR Warning, Single Color, Red, Blue, Amber or White, Black Housing	266.00
IONSV1*W	Surface Mount ION™, with Combination 180° and TIR Warning, Single Color, Red, Blue, Amber or White, White Housing	266.00
IONSV1*C	Surface Mount ION™, with Combination 180° and TIR Warning, Single Color, Red, Blue, Amber or White, Chrome Housing	286.00
XONSV3*	Surface Mount ION™ with Combination 180° Warning, Take Down and Puddle Light, Red, Blue, Amber or White Warning, Black Housing with Smoked Lens	281.00
XONSV1*	Surface Mount ION™, with Combination 180° and TIR Warning, Single Color, Red, Blue, Amber or White, Black Housing with Smoked Lens	276.00

**Options for ION™, ION™ Wide Angle and ION™ V-Series™ Universal Lights,** (For Chrome or White Housings, Contact Factory for Price, Availability and Minimum Order Requirements).

IONK1B	Optional Swivel Mount Bracket, Black	34.00
IONGROM	Grommet Mount Kit	8.00
IONPEDB	Pedestal Mount Kit, Black	70.00
IONBKT1	Optional Universal License Plate Bracket for 2 ION™ Lightheads, Horizontal Mount. Not for Use with Surface Mount ION™ Models	34.00
†† IONBKT4	Optional Rear Hatch Brackets (pair) for 2013-2019 Ford Police Interceptor Utility, Requires Two ION™ Series Lightheads Purchased Separately	27.00
IONBKT5	Universal Mount, Reversed, allows access to mounting screws without removing the light	14.00
IONBKT6	Optional Rear Hatch Mounting Brackets (pair) for 2015-2020 Chevy Tahoe, Requires Two ION™ Series Lightheads purchased Separately	47.00
IONBKT7	Optional Grille Mount Brackets (pair) for 2015-2020 Chevy Tahoe, Requires Four ION™ Series Lightheads Purchased Separately	30.00
IONBKT8	<b>NEW</b> Optional Rear Hatch Brackets (pair) for 2020 Ford Police Interceptor Utility, Requires Two ION™ Series Lightheads Purchased Separately	27.00

**ION™ T-Series™ Linear Super-LED®, Surface Mount Lighthead, Includes Clear Lens, Black Flange and Scan-Lock™ Flash Patterns.**

TLI*	Red, Blue, Amber or White	135.00
TLI#	Split Color, Amber/Blue, Amber/White, Blue/White, Red/Blue or Red/White Only	135.00
TLI2#	DUO™ Color, Amber/Blue, Amber/White, Blue/White, Red/Blue or Red/White Only	157.00
TLI*X	Red, Blue, Amber or White with Smoked Lens	145.00
TLI#X	Split Color, Amber/Blue, Amber/White, Blue/White, Red/Blue or Red/White Only with Smoked Lens	145.00
TLI2#X	DUO™ Color, Amber/Blue, Amber/White, Blue/White, Red/Blue or Red/White Only with Smoked Lens	167.00
TIONFC	Flange, Chrome	18.00
TIONBKT1	Optional Universal "L" Mounting Bracket for One TLI™ Lighthead	14.00
TIONBKT2	Optional Universal Adjustable License Plate Bracket for Two TLI™ Lightheads	34.00
TIONBKT3	Optional Universal "L" Mounting Bracket for Two TLI™ Lightheads	21.00
TIONBKT4	Optional Universal Over/Under "L" Mounting Bracket for Two TLI™ Lightheads	21.00

**ION™ Mini T-Series™ Linear Super-LED®, Surface Mount Lighthead, Includes Clear Lens, Black Flange and Scan-Lock™ Flash Patterns**

TLMI*	Red, Blue, Amber or White	125.00
TLMI2#	DUO™ Color, Amber/Blue, Amber/White, Blue/White, Red/Blue, Red/Amber, or Red/White Only	125.00
TIONMFC	Flange, Chrome	18.00
TIONMLB	Surface Mount Flange, Black, Allows TLMI* to Replace a Flange Mounted LINZ6™	10.00
TIONMLC	Surface Mount Flange, Chrome, Allows TLMI* to Replace a Flange Mounted LINZ6™	18.00
TIONMGRM	Grommet Mount Kit	15.00
TIONMBK1	Optional Universal Adjustable License Plate Bracket for Two ION™ Mini T-Series™ Lightheads, Vertical Mount	34.00




All models are 12 Volt D.C. only unless otherwise noted above. For other voltages contact factory.

\* Replace symbol in model number with letter indicating lens color or LED color desired: **A** = Amber; **B** = Blue; **C** = Clear/White; **R** = Red; **G** = Green

# Replace symbol in model number with letter indicating SPLIT lens or LED color desired: **D** = Red/Clear or White; **E** = Blue/Clear or White; **F** = Amber/Clear or White; **H** = Green/Clear or White; **J** = Red/Blue; **K** = Red/Amber; **L** = Red/Green; **M** = Blue/Amber † (to be discontinued, check availability) †† NCNR (special order, check availability, non-cancelable, non-returnable) ! Indicate length desired: 5 foot, 6 foot, 7 foot or 8 foot \$ Indicates Lower Price

**⚠ WARNING:** These products may contain chemicals known to the State of California to cause cancer and birth defects or other reproductive harm.

For more information, visit [www.whelen.com/regulatory](http://www.whelen.com/regulatory).

↓  - NCNR (special order, non-cancelable, non-returnable, check availability). See "Made-To-Order" Statement on Table of Contents Page of this Price List.

**MODEL DESCRIPTION LIST**

TIONMBK2	Optional Universal Swivel License Plate Bracket for Two ION™ Mini T-Series™ Lightheads, Horizontal Mount	34.00
TIONMBK4	Optional Universal Over/Under "L" Mounting Bracket for Two ION™ Mini T-Series™ Lightheads	21.00

**M2 Series Super-LED® Surface Mount**, Color Outer Lens, Unless Specified. Optional Mounting Flange. 3-5/8" Long x 2-1/8" High x Protrudes 1"

M2*	Warning, Red, Blue, Amber or White	174.00
M2*C	Warning, Red, Blue or Amber with Clear Lens	174.00
M2#	Warning, Split Color with Clear Lens, Red/Amber, Red/White, Red/Blue or Amber/White Only	179.00
M2FC	Flange, Chrome	18.00
M2FB	Flange, Black	10.00
M2GROM	Grommet Mount Kit	9.00
M2PEDB	Pedestal Mount Kit, Black	70.00
M2PEDC	Pedestal Mount Kit, Chrome	76.00

**M2 Wide Angle Series Super-LED® Surface Mount**, Designed to meet NFPA and KKK specifications, Color Outer Lens, Unless Specified. Optional Mounting Flange

M2W*	Warning, Wide Angle, Red, Blue, Amber or White	174.00
M2W*C	Warning, Wide Angle, Red, Blue or Amber, with Clear Lens	174.00
M2W#	Warning, Wide Angle, Split Color with Clear Lens, Red/Amber, Red/White or Red/Blue Only	179.00
M2FC	Flange, Chrome	18.00
M2FB	Flange, Black	10.00
M2GROM	Grommet Mount Kit	9.00
M2PEDB	Pedestal Mount Kit, Black	70.00
M2PEDC	Pedestal Mount Kit, Chrome	76.00

**M4 Series Linear Super-LED® Surface Mount**, Color Outer Lens, Unless Specified. Optional Mounting Flanges Available. 5-1/2" Long x 3-3/8" High, Protrudes 1-3/8".

M4*	Warning, Red, Blue, Amber or White. Internal Flasher with Flash Patterns and Synchronize Feature	188.00
M4*C	Warning, Red, Blue or Amber with Clear Lens. Internal Flasher with Flash Patterns and Synchronize Feature	188.00
M4#	Split Color with Clear Outer Lens, Side-By-Side, Red/Amber, Red/White, Red/Blue or Amber/White Only. Internal Flasher with Flash Patterns and Synchronize Feature	234.00
M4*S	Red, Blue, Amber or White, Requires LED Flasher Purchased Separately	188.00
M4*CS	Red, Blue, Amber or White with Clear Outer Lens, Requires LED Flasher Purchased Separately	188.00
M4V2*	V-Series™ Combination 180° Warning and Perimeter Light, Scan-Lock™ Flash Patterns with Color Outer Lens Over Warning, Red, Blue or Amber Warning	407.00
M4DW*	Combination Driving/Warning Light, Red or Blue Warning with Scan-Lock™ Flash Patterns, Clear Outer Lens	234.00
M4DWJ	Combination Driving/Warning Light, Red Over Blue Warning with Scan-Lock™ Flash Patterns, Clear Outer Lens	234.00
M4FC	Flange, Chrome	18.00
M4FB	Flange, Black	10.00
M4FC400	Flange, Chrome, Adapts M4 to 400 Series Mounting	24.00
M4BRUSH	Brush Guard, Black	46.00
4BKT1	Universal "L" Mounting Bracket for M4 Series Super-LED® Lighthead	26.00
M4CT15B	Fog Light Mount, For 2015-2020 Chevy Tahoe, Pair, Black	72.00
M4TM15B	Mirror Mount for the 2015-2019 Ford Transit, Pair, Black	72.00
M4TB15B	Front Lower Side Mount for the 2015-2019 Ford Transit, Pair, Black	72.00
M4FF15B	Fog Light Mount, Stainless Steel, For 2015-2019 Ford F-150, Pair, Black	90.00

**M6 Series Linear Super-LED® Surface Mount**, Color Outer Lens, Unless Specified. Optional Mounting Flanges Available. 6-3/4" Long x 4-5/16" High, Protrudes 1-3/8".

M6V2*	V-Series™, Combination 180° Warning and Perimeter Light, Scan-Lock™ Flash Patterns with Color Outer Lens Over the Warning Light, Red, Blue or Amber Warning	601.00
M6V2*C	V-Series™, Combination 180° Warning and Perimeter Light, Scan-Lock™ Flash Patterns with Clear Outer Lens Over the Warning Light, Red, Blue or Amber Warning	601.00
M6*	Warning, Red, Blue, Amber or White. Internal Flasher with Flash Patterns and Synchronize Feature	229.00
M6*C	Warning, Red, Blue or Amber with Clear Lens. Internal Flasher with Flash Patterns and Synchronize Feature	229.00
M6#	Split Color with Clear Outer Lens, Side-By-Side, Red/Amber, Red/Blue, Red/White or Amber/White Only. Internal Flasher with Flash Patterns and Synchronize Feature	250.00
M6*S	Red, Blue, Amber or White, Requires LED Flasher Purchased Separately	229.00
M6*CS	Red, Blue, Amber or White with Clear Outer Lens, Requires LED Flasher Purchased Separately	229.00
M6BTT	Brake/Tail/Turn	167.00
M6T	Amber Turn Signal, Sequential Chevron Arrow without Flange with Multi-Flash Pattern	145.00

Flashers & Lightheads





	M6BUW	Back-Up Light	223.00
	M6ZC	Gradient Scenelight	386.00
	M6FC	Flange, Chrome	18.00
	M6FB	Flange, Black	10.00
	M6P15C	15° Angled Surface Mount Housing, Chrome	81.00
	M6P15B	15° Angled Surface Mount Housing, Black	40.00
	M6FC600	Flange, Chrome, Adapts M6 to 600 Series Mounting	31.00
	M6BRUSH	Brush Guard, Black	46.00
	6BKT1	"L" Bracket Push Bumper Mounting Kit for 600/M6/600 Rota-Beam, Black, Each	23.00
	6BKT2	Angled Bracket Push Bumper Mounting Kit for 600/M6/600 Rota-Beam, Black, Each	23.00
	M6HDLMTK	Headlight Mounting Kit for ATI & KD Housings, Includes Hardware	80.00
	M6FCV2	Flange, Chrome, Two Light, Vertical, Lightheads Purchased Separately	115.00
	M6FCV3	Flange, Chrome, Three Light, Vertical, Lightheads Purchased Separately	158.00
	M6FCV4	Flange, Chrome, Four Light, Vertical, Lightheads Purchased Separately	226.00
	M6PTM5F	† Front Light Pod for Eight M6 Lightheads for the 2015-2019 Ford Transit Medium Roof, Lightheads Purchased Separately, Freight Surcharge May Apply	566.00
††	M6PT5R	Rear Light Pods (2 Piece) for Six M6 Lightheads for the 2015-2017 Ford Transit Medium or High Roof, Lightheads Purchased Separately, Freight Surcharge May Apply	566.00
	M6PTH5F	† Front Light Pod for Eight M6 Series Lightheads for the 2015-2019 Ford Transit High Roof, Lightheads Purchased Separately, Freight Surcharge May Apply	566.00
	M6WLENX	Replace Clear Lens with a Smoked Lens, For M6 Warning Models Only	10.50

**M7 Series Linear Super-LED® Surface Mount**, Color Outer Lens, Unless Specified. Optional Mounting Flanges Available. 7-5/8" Long x 3-3/8" High, Protrudes 1-3/8".

	M7*	Warning, Red, Blue, Amber or White. Internal Flasher with Flash Patterns and Synchronize Feature	229.00
	M7*C	Warning, Red, Blue or Amber with Clear Lens. Internal Flasher with Flash Patterns and Synchronize Feature	229.00
	M7#	Split Color with Clear Outer Lens, Side-By-Side, Red/Amber, Red/White, Red/Blue and Amber/White Only. Internal Flasher with Flash Patterns and Synchronize Feature	250.00
	M7*S	Red, Blue, Amber or White, Requires LED Flasher Purchased Separately	229.00
	M7*CS	Red, Blue, Amber or White with Clear Outer Lens, Requires LED Flasher Purchased Separately	229.00
	M7ZC	Gradient Scenelight	229.00
	M7FC	Flange, Chrome	18.00
	M7FB	Flange, Black	10.00
	M7FC700	Flange, Chrome, Adapts M7 to 700 Series Mounting	38.00
	M7BRUSH	Brush Guard, Black	46.00
	M7BKT1	Optional Universal Mounting Bracket for One Lighthead	21.00
	M7WLENX	Replace Clear Lens with a Smoked Lens, For M7 Warning Models Only	10.50



**M9 Series Linear Super-LED® Surface Mount**, Color Outer Lens, Unless Specified. Optional Mounting Flanges Available. 10-3/8" Long x 6-1/2" High, Protrudes 1-3/8".

	M9V2*	V-Series™, Combination 180° Warning and Scene Light, Scan-Lock™ Flash Patterns with Color Outer Lens Over the Warning Light, Red, Blue or Amber Warning, Includes Chrome-Plated Flange	903.00
	M9V2*C	V-Series™, Combination 180° Warning and Scene Light, Scan-Lock™ Flash Patterns with Clear Outer Lens over the Warning Light, Red, Blue or Amber Warning, Includes Chrome-Plated Flange	903.00
	M9*	Warning, Red, Blue, Amber or White. Internal Flasher with Flash Patterns and Synchronize Feature	343.00
	M9*C	Warning, Red, Blue or Amber with Clear Lens. Internal Flasher with Flash Patterns and Synchronize Feature	343.00
	M9#	Split Color with Clear Outer Lens, Side-By-Side, Red/Amber, Red/Blue & Red/White Only. Internal Flasher with Flash Patterns and Synchronize Feature	343.00
	M9*S	Red, Blue, Amber or White, Requires LED Flasher Purchased Separately	343.00
	M9*CS	Red, Blue, Amber or White with Clear Outer Lens, Requires LED Flasher Purchased Separately	343.00
	M92#	DUO™ Red/Blue, Red/White, Blue/Amber, Blue/White or Amber/White Only, Scan-Lock™ Flash Patterns and Low Power	356.00
	M9*CZ	Combination Warning/Scene Light, Scan-Lock™ Flash Patterns, Synchronize Feature and Hi/Low with Clear Outer Lens	343.00
	M9JCZ	DUO™ Red/Blue, Combination Warning/Scene Light, Scan-Lock™ Flash Patterns, Synchronize Feature and Hi/Low with Clear Outer Lens	359.00
	M9LZC	Scenelight, White, Includes Flange	580.00
	M9BTTX	Brake/Tail/Turn	372.00
	M9T	Amber Turn	414.00
	M9BUW	Back-Up Light	433.00
	M9FC	Flange, Chrome	27.00
	M9FB	Flange, Black	10.00
	M9FC900	Flange, Chrome, Adapts M9 Warning to 900 Series Mounting	51.00
	M9FCZ900	Flange Chrome, Adapts M9 Scenelight to 900 Series Mounting	63.00
	M9VFC900	Flange, Chrome, Adapts M9V to 900 Series Mounting	51.00



All models are 12 Volt D.C. only unless otherwise noted above. For other voltages contact factory.

\* Replace symbol in model number with letter indicating lens color or LED color desired: **A** = Amber; **B** = Blue; **C** = Clear/White; **R** = Red; **G** = Green

# Replace symbol in model number with letter indicating SPLIT lens or LED color desired: **D** = Red/Clear or White; **E** = Blue/Clear or White; **F** = Amber/Clear or White; **H** = Green/Clear or White; **J** = Red/Blue; **K** = Red/Amber; **L** = Red/Green; **M** = Blue/Amber † (to be discontinued, check availability) †† NCNR (special order, check availability, non-cancelable, non-returnable) ! Indicate length desired: 5 foot, 6 foot, 7 foot or 8 foot \$ Indicates Lower Price

**⚠ WARNING:** These products may contain chemicals known to the State of California to cause cancer and birth defects or other reproductive harm.

For more information, visit [www.whelen.com/regulatory](http://www.whelen.com/regulatory).

↓ †† - NCNR (special order, non-cancelable, non-returnable, check availability). See "Made-To-Order" Statement on Table of Contents Page of this Price List.

Flashers & Lightheads

MODEL	DESCRIPTION	LIST
M9WLENX	Replace Clear Lens with a Smoked Lens, For M9 Warning Models Only	10.50
M9HTM5FC	† Chrome-Plated Housings, Sold in Pairs for Front Driver and Passenger Side of the 2015-2019 Ford Transit Medium Roof, Two M9 Series Lightheads Purchased Separately	285.00
M9HTM5RC	† Chrome-Plated Housings, Sold in Pairs for Rear Driver and Passenger Side of the 2015-2019 Ford Transit Medium Roof, Two M9 Series Lightheads Purchased Separately	285.00
M9HTH5FC	† Chrome-Plated Housings, Sold in Pairs for Front Driver and Passenger Side of the 2015-2019 Ford Transit High Roof, Two M9 Series Lightheads Purchased Separately	285.00
M9HTH5RC	† Chrome-Plated Housings, Sold in Pairs for Rear Driver and Passenger Side of the 2015-2019 Ford Transit High Roof, Two M9 Series Lightheads Purchased Separately	285.00
<b>Micro Freedom® Super-LED® Lighthead Assemblies</b> , Mirror Mount Bracket Sold Separately (with 20' Cable).		
†† MCFLED2*	Freedom®, Two Linear Super-LEDs with a Built-in Flasher, 8.2"W x 10"D x 3.5"H, Blue, Red and/or Amber	771.00
<b>Micron™ Series Super-LED® Lighthead</b> , Includes Scan-Lock™ Flash Patterns, and a 4-Wire Pigtail.		
MCRNS*	Surface Mount, Red, Blue, Amber or White, Black Flange	127.00
MCRNS#	Surface Mount, Split Color, Clear Lens, Red/Amber, Amber/White, Red/Blue or Red/White Only, Black Flange	133.00
MCRNS*X	Surface Mount, Red, Blue, Amber or White, Black Flange with Smoked Lens	137.00
MCRNS#X	Surface Mount, Split Color, Red/Amber, Amber/White, Red/Blue or Red/White Only, Black Flange with Smoked Lens	143.00
MCRNSC*	Surface Mount, Red, Blue, Amber or White, Chrome Flange	147.00
MCRNSC#	Surface Mount, Split Color, Red/Amber, Amber/White, Red/Blue or Red/White Only, Chrome Flange	153.00
MCRNT*	Stud Mount, Red, Blue, Amber or White	127.00
MCRNT#	Stud Mount, Split Color, Red/Amber, Amber/White, Blue/Amber, Red/Blue or Red/White Only	133.00
MCRNT*X	Stud Mount, Red, Blue, Amber or White, with Smoked Lens	137.00
MCRNT#X	Stud Mount, Split Color, Red/Amber, Amber/White, Red/Blue or Red/White Only, with Smoked Lens	143.00
MCRNB1	"L" Angle Mounting Bracket, Black	14.00
MCRNB2	Optional Universal License Plate Bracket for Two MCRNS Lightheads, Horizontal Mount	34.00
MCRNB3	<b>NEW</b> Optional Rear Child Restraint Mounting Brackets (pair) for 2011-2020 Dodge Charger, Requires Two Microns or LINZ6™ Series Lightheads Purchased Separately. Not for use with Rear Inner Edge Lightbars	14.00
<b>Mirror-Beam™ Mirror Mounted Super-LED® Series Lightheads</b> , Includes 15' Cable with AMP Connectors, Textured Black Finish, Sold in Pairs. Available in Blue, Red and/or Amber. For White Super-LEDs®, Contact Factory for Pricing.		
MBCT15**	Chevy Tahoe and Suburban 1500, 2015-2020	395.00
MXCT15**	Chevy Tahoe and Suburban 1500, 2015-2020 with Smoked Lens	416.00
MBCT15JJ	Chevy Tahoe and Suburban 1500, 2015-2020, Two Split Red/Blue Lightheads	395.00
MXCT15JJ	Chevy Tahoe and Suburban 1500, 2015-2020, Two Split Red/Blue Lightheads with Smoked Lens	416.00
MBDC11**	<b>NEW</b> Dodge Charger, 2011-2020	395.00
MXDC11**	<b>NEW</b> Dodge Charger, 2011-2020 with Smoked Lens	416.00
MBDC11JJ	<b>NEW</b> Dodge Charger, 2011-2020, Two Split Red/Blue Lightheads	395.00
MXDC11JJ	<b>NEW</b> Dodge Charger, 2011-2020, Two Split Red/Blue Lightheads with Smoked Lens	416.00
MBDD19**	<b>NEW</b> Dodge Durango, 2018-2020	395.00
MXDD19**	<b>NEW</b> Dodge Durango, 2018-2020 with Smoked Lens	416.00
MBDD19JJ	<b>NEW</b> Dodge Durango, 2018-2020, Two Split Red/Blue Lightheads	395.00
MXDD19JJ	<b>NEW</b> Dodge Durango, 2018-2020, Two Split Red/Blue Lightheads with Smoked Lens	416.00
MBFF17**	Ford Fusion, 2015-2019	395.00
MXFF17**	Ford Fusion, 2015-2019 with Smoked Lens	416.00
MBFX20**	<b>NEW</b> Ford Police Interceptor Utility, 2020	395.00
MXFX20**	<b>NEW</b> Ford Police Interceptor Utility, 2020 with Smoked Lens	416.00
MBFX20JJ	<b>NEW</b> Ford Police Interceptor Utility, 2020, Two Split Red/Blue Lightheads	395.00
MXFX20JJ	<b>NEW</b> Ford Police Interceptor Utility, 2020, Two Split Red/Blue Lightheads with Smoked Lens	416.00
†† MBFX11**	Ford Police Interceptor Utility, 2013-2019	395.00
†† MBFX11JJ	Ford Police Interceptor Utility, 2013-2019, Two Split Red/Blue Lightheads	395.00
†† MXFX11**	Ford Police Interceptor Utility, 2013-2019 with Smoked Lens	416.00
†† MXFX11JJ	Ford Police Interceptor Utility, 2013-2019, Two Split Red/Blue Lightheads with Smoked Lens	416.00
<b>Mirror-Beam™ ION™ V-Series™ Mirror Mounted Super-LED® Series Lightheads</b> , Includes 15' Cable, Textured Black Finish, Sold in Pairs, Available in Red, Blue, Amber and/or White.		
VMCT15**	Chevy Tahoe and Suburban 1500, 2015-2020	577.00
VXCT15**	Chevy Tahoe and Suburban 1500, 2015-2020 with Smoked Lens	598.00
VMDC11**	<b>NEW</b> Dodge Charger, 2011-2020	577.00
VXDC11**	<b>NEW</b> Dodge Charger, 2011-2020 with Smoked Lens	598.00
VMFF17**	Ford Fusion, 2015-2019	577.00
VXFF17**	Ford Fusion, 2015-2019 with Smoked Lens	598.00



VMDD19**	NEW Dodge Durango, 2018-2020	577.00
VXDD19**	NEW Dodge Durango, 2018-2020 with Smoked Lens	598.00
VMFX20**	NEW Ford Police Interceptor Utility, 2020	577.00
VXFX20**	NEW Ford Police Interceptor Utility, 2020 with Smoked Lens	598.00
†† VMFX11**	Ford Police Interceptor Utility, 2013-2019	577.00
†† VXFX11**	Ford Police Interceptor Utility, 2013-2019 with Smoked Lens	598.00

#### PAR-36 Super-LED® Floodlights and Spotlights

P36SLC	PAR-36, 12/24 VDC, Replacement	194.00
P36SLCHG	PAR-36, 12/24 VDC, Combination Spotlight/Floodlight. Includes Rubber Swivel Housing with Stainless Steel Bracket and Hardware	218.00
P36HHS	PAR-36, Super-LED® Hand Held Combination Spotlight/Floodlight, 12/24 VDC, Includes Cigar Cord, On/Off Switch and Magnet	410.00

#### PAR-36 Round Super-LED® Work Light, Cast Aluminum and Includes Pedestal/Swivel Mount, Standard.

3PC0C0CD	White, Intensity Level 3, Deutsch® Connector	375.00
----------	--	--------

#### PAR-36 Round Super-LED® Work Light with Pedestal/Swivel Mount, Built-in On/Off Switch and Removable "T" Handle.

PFBP12	12 Super-LED® Floodlight, Black Housing	442.00
PFBP12C	12 Super-LED® Floodlight, Black Housing with Chrome Rear Cover	453.00
PFBP6	6 Super-LED® Floodlight, Black Housing	376.00
PFBP6C	6 Super-LED® Floodlight, Black Housing with Chrome Rear Cover	386.00
PSBP12	12 Super-LED® Spotlight, Black Housing	442.00
PSBP12C	12 Super-LED® Spotlight, Black Housing with Chrome Rear Cover	453.00
PSBP6	6 Super-LED® Spotlight, Black Housing	376.00
PSBP6C	6 Super-LED® Spotlight, Black Housing with Chrome Rear Cover	386.00

#### PAR-36 Round Super-LED® Work Light with Stud/Swivel Mount.

PFBS12	12 Super-LED® Floodlight, Black Housing	298.00
PFBS12C	12 Super-LED® Floodlight, Black Housing with Chrome Rear Cover	309.00
PFBS6	6 Super-LED® Floodlight, Black Housing	234.00
PFBS6C	6 Super-LED® Floodlight, Black Housing with Chrome Rear Cover	244.00
PSBS12	12 Super-LED® Spotlight, Black Housing	298.00
PSBS12C	12 Super-LED® Spotlight, Black Housing with Chrome Rear Cover	309.00
PSBS6	6 Super-LED® Spotlight, Black Housing	234.00
PSBS6C	6 Super-LED® Spotlight, Black Housing with Chrome Rear Cover	244.00
PFBS6S	6 Super-LED® Floodlight, Black Housing with Switch	234.00
PFBS12S	12 Super-LED® Floodlight, Black Housing with Switch	298.00
PSBS6S	6 Super-LED® Spotlight, Black Housing with Switch	234.00
PSBS12S	12 Super-LED® Spotlight, Black Housing with Switch	298.00

#### PAR-46 Super-LED® Steady-Burn Floodlights, Spotlights and Combination Spotlight and Warning Light

P46SC	NEW PAR-46, 12 VDC, Replacement, 2° Spotlight (Replaces P46SLC)	250.00
P46SCX	NEW PAR-46, 12 VDC, Replacement, 2° Spotlight, with Smoked Lens (Replaces P46SLCX)	260.00
P46FL*	PAR-46, 12 VDC, Replacement, 8° Spotlight, Red, Blue, Amber or White (Steady-Burn)	250.00
P46FLCX	PAR-46, 12 VDC, Replacement, 8° Spotlight, with Smoked Lens	260.00
P46WL*	PAR-46, 12 VDC, Replacement, 20° High x 60° Wide Floodlight Pattern, Red, Blue, Amber or White (Steady-Burn)	250.00
P46WLCX	PAR-46, 12 VDC, Replacement, 20° High x 60° Wide Floodlight Pattern, with Smoked Lens	260.00
P46SLCHG	PAR-46, Spotlight 12 VDC, Includes Rubber Swivel Housing with Stainless Steel Bracket and Hardware	278.00
P46HHS	PAR-46, Super-LED® Hand Held Spotlight, 12 VDC, Includes Cigar Cord, On/Off Switch and Magnet	476.00
P46S2*	PAR-46, 12 VDC, Replacement, 8° Spotlight with Red or Blue Warning. For Unity® Spotlight Mounting Only. One Wire Control for Spot and Warning	333.00
P46S2X	PAR-46 12 VDC, Replacement, California Steady Red and 8° Spotlight, for Unity® Spotlight Mounting Only. One Wire Control of Steady Red and Spotlight Override	333.00
P46S2X2	PAR-46 12 VDC, Replacement, 8° Spot Light with California Steady Red, for Unity® Spotlight Mounting Only. One Wire Control of Spotlight and Steady Red Override	333.00
P46S2*3	PAR-46, 12 VDC, Replacement, 8° Spotlight with Red or Blue Warning. For Unity® Spotlight Mounting. One Wire Color Control for Spot, Warning and Alternate Flash of Spot/Warning	333.00
P46S3*H	PAR-46, 12 VDC, 8° Spotlight with Red or Blue Warning. Includes Rubber Swivel Housing with Stainless Steel Bracket and Hardware. Independent Control of Spotlight and Warning Light with Spot Light Override	361.00

#### Perimeter Enhancement Light, Super-LED®, Steady White.

PELCC	12VDC, Chrome Flange, White	210.00
PELCB	12VDC, Black Flange, White	210.00

#### Pioneer Micro™ Series, Super-LED® Work/Scene Light, Includes Mounting Bracket and 3 Additional Interchangeable Optic Lenses.

MPBW	Bail/Stud Mount, White Housing	421.00
MPBB	Bail/Stud Mount, Black Housing	421.00
MPPW	Low Profile Pedestal/Swivel Mount, White Housing	599.00
MPPWCS	Low Profile Pedestal/Swivel Mount, White Housing with Chrome Cover and On/Off Switch	619.00


All models are 12 Volt D.C. only unless otherwise noted above. For other voltages contact factory.

\* Replace symbol in model number with letter indicating lens color or LED color desired: A = Amber; B = Blue; C = Clear/White; R = Red; G = Green

# Replace symbol in model number with letter indicating SPLIT lens or LED color desired: D = Red/Clear or White; E = Blue/Clear or White; F = Amber/Clear or White, J = Red/Blue; K = Red/Amber; L = Red/Green; M = Blue/Amber † (to be discontinued, check availability) ‡ NCNR (special order, check availability, non-returnable) ! Indicate length desired: 5 foot, 6 foot, 7 foot or 8 foot \$ Indicates Lower Price

**WARNING:** These products may contain chemicals known to the State of California to cause cancer and birth defects or other reproductive harm. For more information, visit [www.whelen.com/regulatory](http://www.whelen.com/regulatory).



↓  - NCNR (special order, non-cancelable, non-returnable, check availability). See "Made-To-Order" Statement on Table of Contents Page of this Price List.

Flashers &  
Lighthead

MODEL	DESCRIPTION	LIST
MPPB	Low Profile Pedestal/Swivel Mount, Black Housing	599.00
MPPBBS	Low Profile Pedestal/Swivel Mount, Black Housing with Black Cover and On/Off Switch	599.00
MPPBCS	Low Profile Pedestal/Swivel Mount, Black Housing with Chrome Cover and On/Off Switch	619.00
MPRW	Straight Recessed Mount, White	516.00
MPRB	Straight Recessed Mount, Black	516.00
MPR15W	15 Degree Recessed Mount, White	516.00
MPR15B	15 Degree Recessed Mount, Black	516.00
NPBKT2	2015-2020 Ford F-150 Pillar/Hood Mount Bracket for Micro Pioneer™ Bail/Stud Mount or Nano™ Pioneer Bail Mount	111.00

**Pioneer Nano™ NP Series**, Includes Bail Mount, Two Interchangeable Lenses (8° and 40° X 20°) and a 6' Harness.

NP3BW	3-LED, with Bail Mount, White	208.00
NP3BB	3-LED, with Bail Mount, Black	208.00
NP6BW	6-LED, with Bail Mount, White	260.00
NP6BB	6-LED, with Bail Mount, Black	260.00
NPBKT2	2015-2020 Ford F-150 Pillar/Hood Mount Bracket for Micro Pioneer™ Bail/Stud Mount or Nano™ Pioneer Bail Mount	111.00
NPBKT3	Mounting Brackets (Pair) and Hardware for Two Pioneer Nano™ 3-LED Series Lighthead Under a Lightbar, Black (Requires Minimum Clearance of 3" from Base of Lightbar to Top of Flat Roof Surface), Lighthead Purchased Separately	129.00
NPBKT4	Mounting Brackets (Pair) and Hardware for Two Pioneer Nano™ 6-LED Series Lighthead Under a Lightbar, Black (Requires Minimum Clearance of 3 1/2" from Base of Lightbar to Top of Flat Roof Surface), Lighthead Purchased Separately	129.00

**Pioneer™ Series and Pioneer Plus™ Series**, White Housing, 12 VDC unless noted, Super-LED® Flood/Spot Lights. Requires Optional Mounting Kit Purchased Separately, Unless Specified. For Black Housing, Add a "B" to the End of the Model Number, Contact Factory for Availability.

PFH1	Single Pioneer Plus™ Floodlight	858.00
PCH1	Single Panel Pioneer Plus™ Combination Flood/Spot with Proclera® Silicone Optics	858.00
PFH2	Dual Panel Pioneer Plus™ Floodlight	1497.00
PCH2	Dual Panel Pioneer Plus™ Combination Flood/Spot with Proclera® Silicone Optics	1497.00
PFP1AC	Single Panel Pioneer Plus™ Floodlight, 115 VAC, UL® Listed	1030.00
PSP1AC	Single Panel Pioneer Plus™, Spot Light, 8°, 115 VAC, UL® Listed	1030.00
PSP1ALP	PSP1AC with Low Profile Pedestal/Swivel Mount, 115 VAC, UL® Listed	1186.00
PFP2AC	Dual Panel Pioneer Plus™ Floodlight, 115 VAC, UL® Listed	1787.00
PCP2AFS	Dual Panel Pioneer Plus™ Combination Flood (Left)/Spotlight (Right), 115 VAC, UL® Listed	1787.00
PCP2ASF	Dual Panel Pioneer Plus™ Combination Spot (Left)/Floodlight (Right), 115 VAC, UL® Listed	1787.00
PCP3	Pioneer Plus™ Max Combination Flood and 8° Spotlight	1920.00
PCP3A	Pioneer Plus™ Max Combination Flood and 8° Spotlight, 115 VAC, UL® Listed	1920.00

**Options for Pioneer™ & Pioneer Plus™ Series**, For Black Housing, Add a "B" to the End of the Model Number, Contact Factory for Availability.

PBA106U	Universal Bail Mount Bracket (Vertical or Horizontal), White, For Single Pioneer™ (PFA1/PFP1)	103.00
PBH106U	Universal Bail Mount Bracket (Vertical or Horizontal), White, For Single Pioneer™ PFH1/PCH1	103.00
PBA206U	Universal Bail Mount Bracket (Vertical or Horizontal), White, For Dual Pioneer™ (PFA2/PFP2)	117.00
PBH206U	Universal Bail Mount Bracket (Vertical or Horizontal), White, For Dual Pioneer™ (PFH2/PCH2)	117.00
PH1LPED	Low Profile Pedestal/Swivel Mount for PFH1 or PCH1, White. (Replaces PFH1LP when used with PFH1). Only Available when Purchased with a PFH1 or PCH1 Pioneer™	179.00
PBA103	Semi-Recess Housing with Chrome Flange, Mounts Single Pioneer™ (PFA1/PFP1) Straight or at a 15° Angle	319.00
PBH103	Semi-Recess Housing with Chrome Flange, Mounts Single Pioneer™ (PFH1/PCH1) Straight or at a 15° Angle	319.00
PBA203	Semi-Recess Housing with Chrome Flange, Mounts Dual Pioneer™ (PFA2/PFP2) Straight or at a 15° Angle	346.00
PBH203	Semi-Recess Housing with Chrome Flange, Mounts Dual Pioneer™ (PFH2/PCH2) Straight or at a 15° Angle	346.00
PBAINTC	Brow Mount Brackets, Center Mount for International 4300, 4400, 7400 and Terrastar Chassis (Dual Pioneer™ Only)	165.00
PBHINTC	Brow Mount Brackets, Center Mount for International 4300, 4400, 7400 and Terrastar Chassis (PFH2/PCH2 Only)	165.00
PFLASH	Flasher with Steady-Burn Override, Multiple Flash Patterns	111.00

**Pioneer™ and Pioneer Plus™ Series**, Includes Handle and Pole/Pedestal Mount Adapter, (Pole or Pedestal Purchased Separately), White Housing, 12 VDC unless noted, Super-LED® Flood/Spot Lights. For Black Housing, Add a "B" to the End of the Model Number, Contact Factory for Availability.

PFH1P	Single Panel Pioneer Plus™ with Pole/Pedestal Mount Adapter	1100.00
PFH1P1	Single Panel Pioneer Plus™ with Pole/Pedestal Mount Adapter and On/Off Switch	1126.00
PFH2P	Dual Panel Pioneer Plus™ with Pole/Pedestal Mount Adapter	1741.00





PFH2P1	Dual Panel Pioneer Plus™ with Pole/Pedestal Mount Adapter and On/Off Switch	1766.00
PSP1AP	Single Panel Pioneer Plus™, 8° Spotlight, 115 VAC, UL® Listed with Pole/Pedestal Mount Adapter	1186.00
PSP1AP1	Single Panel Pioneer Plus™, 8° Spotlight, 115 VAC, UL® Listed with Pole/Pedestal Mount Adapter and On/Off Switch	1213.00
PCH1P	Single Panel Pioneer™ with Pole/Pedestal Mount Adapter, Combination Flood/Spot with Proclera® Silicone Optics	1100.00
PCH1P1	Single Panel Pioneer™ with Pole/Pedestal Mount Adapter and On/Off Switch, Combination Flood/Spot with Proclera® Silicone Optics	1126.00
PCH2P	Dual Panel Pioneer™ with Pole/Pedestal Mount Adapter, Combination Flood/Spot with Proclera® Silicone Optics	1741.00
PCH2P1	Dual Panel Pioneer™ with Pole/Pedestal Mount Adapter and On/Off Switch, Combination Flood/Spot with Proclera® Silicone Optics	1766.00
PFP1AP	Single Panel Pioneer Plus™, 115 VAC, with Pole/Pedestal Mount Adapter	1273.00
PFP1AP1	Single Panel Pioneer Plus™, 115 VAC, with Pole/Pedestal Mount Adapter and On/Off Switch	1299.00
PFP2AP	Dual Panel Pioneer Plus™, 115 VAC, with Pole/Pedestal Mount Adapter	2029.00
PFP2AP1	Dual Panel Pioneer Plus™, 115 VAC, with Pole/Pedestal Mount Adapter and On/Off Switch	2056.00
PBAPEDD	Pedestal Mount Kit for Pioneer™ with Pole/Pedestal Mount Adapter	320.00
PBAPEDDL	Locking Pedestal Mount Kit for Pioneer™ with Pole/Pedestal Mount Adapter	377.00
PBAPEDA	Pedestal Mount Kit for 115 VAC Pioneer™ with Pole/Pedestal Mount Adapter	320.00
PBAPEDAL	Locking Pedestal Mount Kit for 115 VAC Pioneer™ with Pole/Pedestal Mount Adapter	377.00
PCP2AP	Dual Panel Pioneer Plus™ Combination Flood/8° Spotlight, 115 VAC, UL® Listed with Pole/Pedestal Mount Adapter	2056.00
PCP2AP1	Dual Panel Pioneer Plus™ Combination Flood/8° Spotlight, 115 VAC, UL® Listed with Pole/Pedestal Mount Adapter and On/Off Switch	2056.00
PCP3P	Pioneer Plus Max™ Combination Flood and 8° Spotlight with Pole/Pedestal Mount Adapter	2076.00
PCP3P1	Pioneer Plus Max™ Combination Flood and 8° Spotlight with Pole/Pedestal Mount Adapter and On/Off Switch	2103.00
PCP3AP	Pioneer Plus Max™ Combination Flood and 8° Spotlight, 115 VAC, UL® Listed with Pole/Pedestal Mount Adapter	2076.00
PCP3AP1	Pioneer Plus Max™ Combination Flood and 8° Spotlight, 115 VAC, UL® Listed with Pole/Pedestal Mount Adapter and On/Off Switch	2103.00

**Pioneer Quad™, 4 Panel, 115 VAC Floodlight and Combination Flood/Spotlight**

PFP4AWB	Pioneer Quad™, Flood, 115 VAC, UL® Listed with Bail Mount Bracket	2821.00
PFP4AWP	Pioneer Quad™, Flood, 115 VAC, UL® Listed with Pole/Pedestal Mount Adapter	3278.00
PFP4AWP1	Pioneer Quad™, Flood, 115 VAC, UL® Listed with Pole/Pedestal Mount Adapter and 1 Switch	3304.00

**Pioneer™ Series & Pioneer Plus™ Series, Lightbar Mount, Super-LED® Flood/Spot Lights**, Includes Permanent Mounting Feet, White Flood/Spot Mounting Bracket and Flasher with Scan-Lock™ Flash Patterns, Including Steady Burn. Factory Installed on Freedom IV Lightbars Only. Lightbar Purchased Separately and May Prevent the Use of Other Options. Freight Surcharge May Apply. For Black Housing, Add a "B" to the End of the Model Number, Contact Factory for Availability.

PFH1F41	1 Single PFH1 Pioneer™ Center Mounted for 55" and Up, Floodlight	1641.00
PFH1F42	2 Single PFH1 Pioneer™s with Mounting Brackets for 72" and Up, Floodlight	2719.00
PFH2F41	1 Dual PFH2 Pioneer™ Center Mounted for 55" and Up, Floodlight	2333.00
PCH2F41	1 Dual PCH2 Pioneer™ Center Mounted for 55" and Up, Combination Flood/Spot with Proclera® Silicone Optics	2333.00
PFH2F42	2 Dual PFH2 Pioneer™s with Mounting Brackets for 72" and Up, Floodlight	4209.00
PCH2F42	2 Dual PCH2 Pioneer™s with Mounting Brackets for 72" and Up, Combination Flood/Spot with Proclera® Silicone Optics	4209.00
PCH1F41	1 Single PCH1 Pioneer™ Center Mount for 55" and Up, Combination Flood/Spot with Proclera® Silicone Optics	1641.00
PCH1F42	2 Single PCH1 Pioneer™s with Mounting Brackets for 72" and Up, Combination Flood/Spot with Proclera® Silicone Optics	2719.00

**Pole Assemblies**, For Pole Assemblies, See Separate Pole Assemblies Price List. Freight Surcharge May Apply.

0	For Pole Assemblies, See Separate Pole Assemblies Price List	
---	--	--

**Pioneer Plus™ Surface Mount Single and Dual Flood/Spot Combination**

PCPSM1C	Single Panel, Combination Flood/Spot, Chrome Flange	832.00
PCPSM1B	Single Panel, Combination Flood/Spot, Black Flange	832.00
PCPSM1AC	Single Panel, Combination Flood/Spot, 115 VAC, UL® Listed, Chrome Flange	977.00
PCPSM1AB	Single Panel, Combination Flood/Spot, 115 VAC, UL® Listed, Black Flange	977.00
PCPSM2C	Dual Panel, Combination Flood/Spot, Chrome Flange	1612.00
PCPSM2B	Dual Panel, Combination Flood/Spot, Black Flange	1612.00
PCPSM2AC	Dual Panel, Combination Flood/Spot, 115 VAC, UL® Listed, Chrome Flange	1902.00
PCPSM2AB	Dual Panel, Combination Flood/Spot, 115 VAC, UL® Listed, Black Flange	1902.00


**Pioneer SlimLine™ Series**, 12 VDC, Super-LED®. Standard Spotlight includes Interchangeable Flood/Flood Lens and the PSL2 also Includes a Combination Flood/Spot Light Lens.


PSL1B	Single Panel, Bail/Stud Mount, White Housing	421.00
PSL1BB	Single Panel, Bail/Stud Mount, Black Housing	421.00




All models are 12 Volt D.C. only unless otherwise noted above. For other voltages contact factory.

\* Replace symbol in model number with letter indicating lens color or LED color desired: **A** = Amber; **B** = Blue; **C** = Clear/White; **R** = Red; **G** = Green

# Replace symbol in model number with letter indicating SPLIT lens or LED color desired: **D** = Red/Clear or White; **E** = Blue/Clear or White; **F** = Amber/Clear or White; **H** = Green/Clear or White; **J** = Red/Blue; **K** = Red/Amber; **L** = Red/Green; **M** = Blue/Amber † (to be discontinued, check availability)  NCNR (special order, check availability, non-cancelable, non-returnable) ! Indicate length desired: 5 foot, 6 foot, 7 foot or 8 foot \$ Indicates Lower Price

 **WARNING:** These products may contain chemicals known to the State of California to cause cancer and birth defects or other reproductive harm.

For more information, visit [www.whelen.com/regulatory](http://www.whelen.com/regulatory).

↓  - NCNR (special order, non-cancelable, non-returnable, check availability). See "Made-To-Order" Statement on Table of Contents Page of this Price List.

**MODEL DESCRIPTION LIST**

PSL1P	Single Panel, Low Profile Pedestal/Swivel Mount, White Housing	572.00
PSL1PB	Single Panel, Low Profile Pedestal/Swivel Mount, Black Housing	572.00
PSL1R	Single Panel, Semi-Recessed, Chrome Flange Mount, White Housing	485.00
PSL1RB	Single Panel, Semi-Recessed, Chrome Flange Mount, Black Housing	485.00
PSL1R5	Single Panel, Semi-Recessed 15° Angle Chrome Flange Mount, White Housing	485.00
PSL1R5B	Single Panel, Semi-Recessed 15° Angle Chrome Flange Mount, Black Housing	485.00
PSL2B	Dual Panel, Bail/Stud Mount, White Housing	858.00
PSL2BB	Dual Panel, Bail/Stud Mount, Black Housing	858.00
PSL2P	Dual Panel, Low Profile Pedestal/Swivel Mount, White Housing	1015.00
PSL2PB	Dual Panel, Low Profile Pedestal/Swivel Mount, Black Housing	1015.00
PSL2R	Dual Panel, Semi-Recessed, Chrome Flange Mount, White Housing	858.00
PSL2RB	Dual Panel, Semi-Recessed, Chrome Flange Mount, Black Housing	858.00
PSL2R5	Dual Panel, Semi-Recessed 15° Angle Chrome Flange Mount, White Housing	858.00
PSL2R5B	Dual Panel, Semi-Recessed 15° Angle Chrome Flange Mount, Black Housing	858.00

**Pioneer SlimLine™ Brow Mount Series**, 12 VDC, Super-LED®. Standard Spotlight includes Interchangeable Flood/Flood and Combination Flood/Spot Lenses.

PSL2	Dual Panel, White Housing, Mounting Purchased Separately	858.00
PSL2BLK	Dual Panel, Black Housing, Mounting Purchased Separately	858.00

**Pioneer Summit™ Series Light Array**, 30" Cable, Black Housing (Replace the Last "B" in the Model Number with "W" for a White Housing), 12/24 VDC, Super-LED®

S86MB	86" Separate Control of Scene, Flood, and Spot Lights with Built-in Amber Clearance and Identification Lights	4525.00
S86MAB	86" Separate Control of Scene, Flood, and Four Amber Warning Lights (Requires Remote Flasher Purchased Separately) with Built-in Amber Clearance and Identification Lights	4525.00
S86MBB	86" Separate Control of Scene, Flood, and Four Blue Warning Lights (Requires Remote Flasher Purchased Separately) with Built-in Amber Clearance and Identification Lights	4525.00
S86MJB	86" Separate Control of Scene, Flood, and Two Red and Two Blue Warning Lights (Requires Remote Flasher Purchased Separately) with Built-in Amber Clearance and Identification Lights	4525.00
S86MRB	86" Separate Control of Scene, Flood, and Four Red Warning Lights (Requires Remote Flasher Purchased Separately) with Built-in Amber Clearance and Identification Lights	4525.00
S72MB	72" Separate Control of Scene, Flood, and Spot Lights with Built-in Amber Clearance and Identification Lights	3829.00
S72MAB	72" Separate Control of Scene, Flood, and Four Amber Warning Lights (Requires Remote Flasher Purchased Separately) with Built-in Amber Clearance and Identification Lights	3829.00
S72MBB	72" Separate Control of Scene, Flood, and Four Blue Warning Lights (Requires Remote Flasher Purchased Separately) with Built-in Amber Clearance and Identification Lights	3829.00
S72MJB	72" Separate Control of Scene, Flood, and Two Red and Two Blue Warning Lights (Requires Remote Flasher Purchased Separately) with Built-in Amber Clearance and Identification Lights	3829.00
S72MRB	72" Separate Control of Scene, Flood, and Four Red Warning Lights (Requires Remote Flasher Purchased Separately) with Built-in Amber Clearance and Identification Lights	3829.00
S58MB	58" Separate Control of Scene, Flood, and Spot Lights with Built-in Amber Clearance and Identification Lights	2485.00
S58MAB	58" Separate Control of Scene, Flood, and Four Amber Warning Lights (Requires Remote Flasher Purchased Separately) with Built-in Amber Clearance and Identification Lights	2485.00
S58MBB	58" Separate Control of Scene, Flood, and Four Blue Warning Lights (Requires Remote Flasher Purchased Separately) with Built-in Amber Clearance and Identification Lights	2485.00
S58MJB	58" Separate Control of Scene, Flood, and Two Red and Two Blue Warning Lights (Requires Remote Flasher Purchased Separately) with Built-in Amber Clearance and Identification Lights	2485.00
S58MRB	58" Separate Control of Scene, Flood, and Four Red Warning Lights (Requires Remote Flasher Purchased Separately) with Built-in Amber Clearance and Identification Lights	2485.00
S44MB	44" Separate Control of Scene, Flood, and Spot Lights with Built-in Amber Identification Lights	1944.00
S44MAB	44" Separate Control of Scene, Flood, and Two Amber Warning Lights (Requires Remote Flasher Purchased Separately) with Built-in Amber Identification Lights	1944.00
S44MBB	44" Separate Control of Scene, Flood, and Two Blue Warning Lights (Requires Remote Flasher Purchased Separately) with Built-in Amber Identification Lights	1944.00
S44MJB	44" Separate Control of Scene, Flood, and One Red and One Blue Warning Lights (Requires Remote Flasher Purchased Separately) with Built-in Amber Identification Lights	1944.00
S44MRB	44" Separate Control of Scene, Flood, and Two Red Warning Lights (Requires Remote Flasher Purchased Separately) with Built-in Amber Identification Lights	1944.00
S30MB	30" Separate Control of Scene, Flood, and Spot Lights with Built-in Amber Identification Lights	1346.00
S30MAB	30" Separate Control of Scene, Flood, and Two Amber Warning Lights (Requires Remote Flasher Purchased Separately) with Built-in Amber Identification Lights	1346.00
S30MBB	30" Separate Control of Scene, Flood, and Two Blue Warning Lights (Requires Remote Flasher Purchased Separately) with Built-in Amber Identification Lights	1346.00



S30MJB	30" Separate Control of Scene, Flood, and One Red and One Blue Warning Lights (Requires Remote Flasher Purchased Separately) with Built-in Amber Identification Lights	1346.00
S30MRB	30" Separate Control of Scene, Flood, and Two Red Warning Lights (Requires Remote Flasher Purchased Separately) with Built-in Amber Identification Lights	1346.00
S161MB	16" Wide Flood Light with Built-in Amber Clearance Light	825.00
S162MB	16" Spot Light with Built-in Amber Clearance Light	825.00
S091MB	9" Wide Flood Light with Built-in Amber Clearance Light	429.00
S092MB	9" Spot Light with Built-in Amber Clearance Light	429.00

**Options for Pioneer Summit™ Series** (Replace the Last "B" in the Model Number with "W" for a White Bracket)

SUBKT1B	Universal "L" Mounting Brackets for 9" to 44" Models, Black, No Charge when Purchased with the Pioneer Summit™	
SUBKT2B	Universal "L" Mounting Brackets for 58" to 86" Models, Black, No Charge when Purchased with the Pioneer Summit™	
SUCBL15	15' Cable, Two Cables Required for 30" and Longer Models, Each	92.00
SUCBL2	<b>NEW</b> 2' Cable, Two Cables Required for 30" and Longer Models, Each	27.00

**Pioneer LiFe™ Battery Operated Portable Area Light Series**, Includes Intelligent Inductive Charger™ and Floodlight Lens (Interchangeable Spotlight Lens Supplied)

LF35	12 VDC, Rechargeable LiFePO Battery, 3500 Usable Lumens	1189.00
LF35A	115 - 240 VAC, Rechargeable LiFePO Battery, with Standard NEMA Plug for U.S., 3500 Usable Lumens	1279.00
LF35E	240 VAC, Rechargeable LiFePO Battery, with CEE7 Plug for Europe, 3500 Usable Lumens	1279.00
LF35BASE	Optional Non-Charging Base Only	99.00
LF35CB12	Optional 12 VDC, Charging Base Only	333.00
LF35CBAC	Optional 115 - 240 VAC, Charging Base Only, with Standard NEMA Plug for U.S.	423.00
LF35CBAE	Optional 240 VAC, Charging Base Only, with CEE7 Plug for Europe	423.00
LF28	12 VDC, Rechargeable LiFePO Battery, 2800 Usable Lumens	1099.00
LA28	12 VDC, Rechargeable Lead Acid Battery, 2800 Usable Lumens	899.00
LF28A	115 - 240 VAC, Rechargeable LiFePO Battery, with Standard NEMA Plug for U.S., 2800 Usable Lumens	1189.00
LA28A	115 - 240 VAC, Rechargeable Lead Acid Battery, with Standard NEMA Plug for U.S., 2800 Usable Lumens	989.00
LF35TPM	Optional Pole Mount Adapter with LF35BASE, fits 1-1/8" Pole	119.00

**Strip-Lite™ Plus Surface Mount Super-LED® Series**, Includes Black Flange.

PS*01FCR	SOLO™, Red, Blue, Amber or White, 25 Flash Patterns including Steady-Burn, Clear Lens	132.00
PS*02FCR	DUO™, Amber/Blue, Amber/White, Blue/White, Red/Blue, Red/Amber or Red/White, 69 Flash Patterns including Steady-Burn, Clear Lens	172.00
PSSEQACR	Sequencing Light, Amber, 6 Sequencing Patterns, 11 Flashing Patterns, Clear Lens	189.00
PSCOMPL	Compartment Light, Low Intensity	91.00
PSCOMPH	Compartment Light, High Intensity	138.00
PSFC	Optional, Chrome Flange	16.50
PSBKT45	45° Mounting Bracket for 1 Strip-Lite Plus™ Lighthead	23.50
PSBKT2	Guard for 1 Strip-Lite Plus™ Lighthead	34.00
PSBKT90	90° Mounting Bracket for 1 Strip-Lite Plus™ Lighthead	23.50

**Strip-Lite™ Plus XL Surface Mount Super-LED® Series**, Includes Black Flange.

PSTANK2	Fluid Level Indicator Light, Steady-Burn, Green, Blue, Amber & Red LEDs. Requires Customer-Supplied Sensors	237.00
PSXLFC	Optional, Chrome Flange	16.50
PSXLBKT2	Guard for 1 Strip-Lite™ Plus XL Light	34.00

**TIR3™ & LIN3™ Series Super-LED® Lightheads**, Surface Mount, Color Super-LED® with Clear Outer Lens, 3.5" W x 1.1" H x 1.2" D Includes Black Flange. Scan-Lock™ Flash Patterns including Steady-Burn and Synchronize Feature.


RS*02ZCR	LIN3™, Horizontal Mounting, Red, Blue, Amber or White	92.00
RS*03ZCR	TIR3™, Horizontal Mounting, Red, Blue, Amber or White	92.00
RV*03ZCR	TIR3™, Vertical Mounting, Red, Blue, Amber or White	92.00


**LINZ6™ & LINV2™ V-Series™ Linear Super-LED® Lightheads**, Surface Mount, Color Super-LED® with Clear Outer Lens, 4" W x 2" H x 1-9/16" D, Includes Black Flange. Scan-Lock™ Flash Patterns including Steady-Burn and Synchronize Feature.

LINV2*	V-Series™, Combination 180° Warning and Puddle Light with Scan-Lock™ Warning Flash Patterns, Red, Blue, Amber or White Warning	235.00
LINSV2*	V-Series™, Combination 180° Warning and Puddle Light with Scan-Lock™ Flash Patterns for Under Surface Mounting, Red, Blue or Amber	245.00
LINV2*X	V-Series™, Combination 180° Warning and Puddle Light with Scan-Lock™ Warning Flash Patterns, Red, Blue, Amber or White Warning with Smoked Lens	245.00
LINSV2*X	V-Series™, Combination 180° Warning and Puddle Light with Scan-Lock™ Flash Patterns for Under Surface Mounting, Red, Blue or Amber Warning with Smoked Lens	255.00
LINZ6*	† Horizontal Mount, Red, Blue, Amber or White	169.00
LINZ6#	† Split Color, Clear Lens, Red/Amber, Amber/White, Red/Blue or Red/White Only, Horizontal Mount	176.00
LINZ61	† Horizontal Mount, Amber/Amber Split	177.00

All models are 12 Volt D.C. only unless otherwise noted above. For other voltages contact factory.

\* Replace symbol in model number with letter indicating lens color or LED color desired: **A** = Amber; **B** = Blue; **C** = Clear/White; **R** = Red; **G** = Green

# Replace symbol in model number with letter indicating SPLIT lens or LED color desired: **D** = Red/Clear or White; **E** = Blue/Clear or White; **F** = Amber/Clear or White; **H** = Green/Clear or White; **J** = Red/Blue; **K** = Red/Amber; **L** = Red/Green; **M** = Blue/Amber † (to be discontinued, check availability)  NCNR (special order, check availability, non-cancelable, non-returnable) ! Indicate length desired: 5 foot, 6 foot, 7 foot or 8 foot \$ Indicates Lower Price

 **WARNING:** These products may contain chemicals known to the State of California to cause cancer and birth defects or other reproductive harm.

For more information, visit [www.whelen.com/regulatory](http://www.whelen.com/regulatory).



↓ **††** - NCNR (special order, non-cancelable, non-returnable, check availability). See "Made-To-Order" Statement on Table of Contents Page of this Price List.

**MODEL DESCRIPTION LIST**

	LINZ62	† Horizontal Mount, Blue/Blue Split	177.00
	LINZ65	† Horizontal Mount, Red/Red Split	177.00
<b>Options for TIR3™, LIN3™, LINZ6™ &amp; LINV2™ V-Series™ Linear Series Super-LED®</b>			
	RFLANGCD	Optional, Deep, Chrome-Plated Mounting Flange Kit (Not for Use with LINV2™ Series)	18.00
	RFLANGEC	Optional Chrome-Plated Mounting Flange Kit	18.00
	RFLANGEA	Optional Cast Aluminum Mounting Flange Kit (Not for Use with LINV2™ Series)	31.00
	RFLANG2B	Optional Black, Dual Surface Mount Flange Kit for Two Lightheads	16.00
	RFLANG2C	Optional Chrome-Plated, Dual Surface Mount Flange Kit for 2 Lightheads	21.00
	LINZ6FC	Optional Deep Chrome-Plated Mounting Flange Kit (Not for Use with LINV2™ Series)	18.00
	RGROMMET	Grommet Mount Kit	8.00
<b>††</b>	L6BKT2	Optional Dodge Charger Trunk Mount Bracket for Two LINZ6™ Lightheads, Pair	24.00
	L6BKT3	Optional 46 Degree Push Bumper Bracket, Each	17.00
	LSVBKT45	Chevy Tahoe/Suburban, 2015-2020, Under-the-Side View Mirror Mount for two LINSV2™ Series Sold Separately, Pair	26.00
	LSVBKT13	Chevy Silverado 1500/2500, 2014-2018, Under-the-Side View Mirror Mount for Two LINSV2™ Series Sold Separately, Pair	26.00
	LSVBKT35	<b>NEW</b> Dodge Charger, 2011-2020, Under-the-Side View Mirror Mount for Two LINSV2™ Series Sold Separately, Pair (When Used with Mirror Beam™s, Housing Modification maybe Required)	26.00
	LSVBKT44	<b>NEW</b> Dodge Durango, 2013-2020, Under-the-Side View Mirror Mount for Two LINSV2™ Series Sold Separately, Pair	26.00
	LSVBKT42	Ram 1500, 2011-2018 and Ram 1500 Classic, 2019, Under-the-Side View Mirror Mount for Two LINSV2™ Series Sold Separately, Pair	26.00
	LSVBKT47	Ford F-150, 2015-2020, Under-the-Side View Mirror Mount for Two LINSV2™ Series Sold Separately, Pair (Does not Work for F-150, 2019-2020, if Passenger Side View Mirror has a Sensor)	26.00
	LSVBKT50	<b>NEW</b> Ford Police Interceptor Utility 2020, Under-the-Side View Mirror Mount for Two LINSV2™ Series Sold Separately, Pair (For use with Ford's Factory Side Marker LED Side View Mirror Option)	26.00
<b>††</b>	LSVBKT34	Ford Police Interceptor Utility 2013-2019, Under-the-Side View Mirror Mount for Two LINSV2™ Series Sold Separately, Pair (For use with Ford's Factory Side Marker LED Side View Mirror Option)	26.00
	RBKT1	Optional "L" Mounting Bracket for 1 Lighthead (Consider Using LIN3™ Mounting Flange when used with LINZ6™, Purchased Separately and Not for Use with RV Series)	14.00
	RBKT2	Optional "L" Mounting Bracket for 2 Lightheads (Consider Using LIN3™ Mounting Flange when used with LINZ6™, Purchased Separately and Not for Use with RV Series)	24.00
	RBKT4	Optional Swivel Mounting Bracket For 1 TIR3™ or LIN3™	39.00
	RBKT6	Optional License Plate Bracket for 2 Lightheads, Horizontal Mount (Consider Using LIN3™ Mounting Flange when used with LINZ6™, Purchased Separately)	25.00
	RBKT7	Optional License Plate Bracket for 2 Lightheads, Vertical Mount (Consider Using LIN3™ Mounting Flange when used with LINZ6™, Purchased Separately)	25.00
	RBKT10	Optional Trunk Mount Bracket for Dodge Charger, Pair	33.00
	RBKT14	Optional 2014-2018 Chevy Silverado 1500 / GMC 1500 Above the Rear Taillight Mounting Bracket, Pair (Consider Using LIN3™ Mounting Flange when used with LINZ6™, Purchased Separately)	64.00
	RBKT17	Optional 2014-2018 Ram and Ram 1500 Classic, 2019, Above the Rear Taillight Mounting Bracket, Pair (Consider LIN3™ Mounting Flange, Purchased Separately)	64.00
	RBKT18	Optional 2015-2019 Ford F-150 Above the Rear Taillight Mounting Bracket, Pair	64.00
	RBKT19	Optional 2015-2019 Ford F-150 Below the Rear Taillight Mounting Bracket, Pair	64.00
	RBKTHD1	Harley-Davidson®, 2008-2019 Road King® Side Cowl Mounting Kit, for use with 1 Lighthead, Stainless Steel, Includes RFLANGEC, Each	21.00
	RBKTHD2	Harley-Davidson®, 2008-2019 Road King® Side (Saddle Bag) Crash Bar Mounting Kit, for use with 2 Lightheads, Stainless Steel, Includes RFLANG2C, Each	35.00
<b>††</b>	RBKTHD4L	Harley-Davidson®, 2008-2019 Road King®, Under Radio Box Mounting Kit, for use with 1 Lighthead, Stainless Steel, Includes RFLANGEC, Road Side, Each	21.00
<b>††</b>	RBKTHD4R	Harley-Davidson®, 2008-2019 Road King®, Under Radio Box Mounting Kit, for use with 1 Lighthead, Stainless Steel, Includes RFLANGEC, Curb Side, Each	21.00
<b>††</b>	RBKTHD5	Harley-Davidson®, 2008-2019 Road King®, Under Headlight Mounting Kit, for use with 1 Lighthead, Stainless Steel, Includes RFLANGEC, Each	29.00
<b>††</b>	RBKTHD6	Harley-Davidson®, 2008-2019 Road King®, Passing/Fog Light Mounting Kit, for use with 1 LINZ6™, LINV2™, TIR3™ or LIN3™ Lighthead, Stainless Steel, Each	25.00
	RBKTHD7	2014-2019 Harley-Davidson® Electra Glide® Passing/Fog 90° Mount Kit for use with 1 LINZ6™, LINV2™, TIR3™ or LIN3™ Lightheads, Stainless Steel, Each	29.00
	RBKTHD8	2014-2019 Harley-Davidson® Electra Glide® Passing/Fog 90° and 45° Mount Kit for use with 2 LINZ6™, LINV2™, TIR3™ or LIN3™ Lightheads, Stainless Steel, Each	46.00



Flashers & Lightheads



**V23™ Series Super-LED® Surface Mount Lighthead**, Clear Outer Lens, 4-1/4" Long x 2-11/16" High x 1-1/2" Protrusion, with Flange.

V23*TPB	Combination 180° Warning, Take-Down and Puddle Light Combination, Red, Blue, Amber or White Warning, Black Flange	282.00
V23*TPC	Combination 180° Warning, Take-Down and Puddle Light Combination, Red, Blue, Amber or White Warning, Chrome Flange	287.00
V23*TPBX	Combination 180° Warning, Take-Down and Puddle Light Combination, Red, Blue, Amber or White Warning with Smoked Lens, Black Flange	292.00
V23*TPCX	Combination 180° Warning, Take-Down and Puddle Light Combination, Red, Blue, Amber or White Warning with Smoked Lens, Chrome Flange	297.00
V23P20B	20° Angled Surface Mount Housing, Black	21.00
V23P20C	20° Angled Surface Mount Housing, Chrome	28.00
V23PEDB	Pedestal Mount Kit, Black	70.00
V23PEDC	Pedestal Mount Kit, Chrome	76.00



**Vertex™ Super-LED® Light**, Single Self-Contained Lighthead with 25 Scan-Lock™ Flash Patterns, Including Steady-Burn.

VTX609*	Omni Directional Lighthead, Red, Blue, Amber or White, 9' Cable	113.00
VTX609#	Omni Directional Lighthead, Split Color, Red, Blue, Amber and/or White, 9' Cable	118.00
VTXD609*	Directional Lighthead, Includes Side Emitting Shield, Red, Blue, Amber or White, 9' Cable	113.00
VTXD609#	Directional Lighthead, Includes Side Emitting Shield, Split Color, Red, Blue, Amber and/or White, 9' Cable	118.00
VTX3609*	360° Side Emitter Lighthead, Red, Blue, Amber or White, 9' Cable	113.00
VTX3609#	360° Side Emitter Lighthead, Split Color, Red, Blue, Amber and/or White, 9' Cable	118.00
VTXFB	Flange Kit, Surface Mount, Black	9.00
VTXFC	Flange Kit, Surface Mount, Chrome	18.00
XTX609#	Omni Directional Lighthead, Split Color, Red, Blue, Amber and/or White, 9' Cable with Smoked Lens	128.00
XTX609*	Omni Directional Lighthead, Red, Blue, Amber or White, 9' Cable with Smoked Lens	123.00
XTXD609*	Directional Lighthead, Includes Side Emitting Shield, Red, Blue, Amber or White, 9' Cable with Smoked Lens	123.00
XTXD609#	Directional Lighthead, Includes Side Emitting Shield, Split Color, Red, Blue, Amber and/or White, 9' Cable with Smoked Lens	128.00



Systems & Motorcycle

**Wing Plow Super-LED® Lightheads**

**Wing Plow Super-LED® Lightheads**, Includes TIR3™ Super-LED® Encapsulated in a Cast Housing and 20' Cable.

WPLOW1A	Amber, for use when Wing Plow is in Use	218.00
WPLOW2A	Amber, for use when Wing Plow is Stowed	218.00
WPLOW3AA	Includes 1-WPLOW1A and 1-WPLOW2A	402.00

**Wing Plow LINZ6 Super-LED® Lighthead**, Encapsulated in a Cast Housing with 20' Cable

WPLOWZ1A	Amber, for use when Wing Plow is in Use	285.00
WPLOWZ2A	Amber, for use when Wing Plow is Stowed	285.00
WPLOWZ3A	Includes WPLOWZ1A and WPLOWZ2A	540.00



**Super-LED® Systems #01**

Two Micro Freedom® With Extended Corner Modules and 60' TPR Cable, Rear Stainless Steel Lighthead Options With 30' Cables, LED Flasher/Junction Box and Install Kit.

**Super-LED® System 401 - 400 Series Lightheads**

†† SYS401A	System 401-A	3700.00
†† SYS401B	System 401-B	4382.00
†† SYS401D	System 401-D	4747.00

**Super-LED® System 701 - 700 Series Lightheads**

†† SYS701A	System 701-A	3518.00
†† SYS701B	System 701-B	4231.00
†† SYS701D	System 701-D	4512.00



**Super-LED® Systems #02**

One Remote L31 With 60' TPR Cable, Rear Stainless Steel Lighthead Options with 30' Cables, LED Flasher/Junction Box and Install Kit.

**Super-LED® System 402 - 400 Series Lightheads**

†† SYS402A	System 402-A	2145.00
†† SYS402B	System 402-B	2827.00
†† SYS402D	System 402-D	3196.00

**Super-LED® System 702 - 700 Series Lightheads**

†† SYS702A	System 702-A	2000.00
†† SYS702B	System 702-B	2670.00
†† SYS702D	System 702-D	2951.00

All models are 12 Volt D.C. only unless otherwise noted above. For other voltages contact factory.

\* Replace symbol in model number with letter indicating lens color or LED color desired: **A** = Amber; **B** = Blue; **C** = Clear/White; **R** = Red; **G** = Green

# Replace symbol in model number with letter indicating SPLIT lens or LED color desired: **D** = Red/Clear or White; **E** = Blue/Clear or White; **F** = Amber/Clear or White; **H** = Green/Clear or White; **J** = Red/Blue; **K** = Red/Amber; **L** = Red/Green; **M** = Blue/Amber † (to be discontinued, check availability) ‡ NCNR (special order, check availability, non-cancelable, non-returnable) ! Indicate length desired: 5 foot, 6 foot, 7 foot or 8 foot \$ Indicates Lower Price

**⚠ WARNING:** These products may contain chemicals known to the State of California to cause cancer and birth defects or other reproductive harm.

For more information, visit [www.whelen.com/regulatory](http://www.whelen.com/regulatory).

↓ †† - NCNR (special order, non-cancelable, non-returnable, check availability). See "Made-To-Order" Statement on Table of Contents Page of this Price List.

**MODEL DESCRIPTION LIST**

**Super-LED® Systems #103**

Two Micro Freedom With Extended Corner Modules and 60' TPR Cable, LED Flasher/Junction Box and Install Kit.

**Super-LED® Systems 103**

††	SYS103	System 103	2649.00
----	--------	------------	---------

**Super-LED® Systems #04**

Rear Stainless Steel Lighthead Options With 30' Cables, LED Flasher/Junction Box and Install Kit.

**Super-LED® System 404 - 400 Series Lighthead**

††	SYS404A	System 404-A	1435.00
††	SYS404B	System 404-B	2149.00
††	SYS404D	System 404-D	2532.00

**Super-LED® System 704 - 700 Series Lighthead**

††	SYS704A	System 704-A	1243.00
††	SYS704B	System 704-B	1991.00
††	SYS704D	System 704-D	2285.00

**Super-LED® Systems #05**

Two Micro 400 With 60' TPR Cable, Rear Stainless Steel Lighthead Options With 30' Cables, LED Flasher/Junction Box and Install Kit.

**Super-LED® System 405 - 400 Series Lighthead**

††	SYS405A	System 405-A	3784.00
††	SYS405B	System 405-B	4465.00
††	SYS405D	System 405-D	4829.00

**Super-LED® System 705 - 700 Series Lighthead**

††	SYS705A	System 705-A	3601.00
††	SYS705B	System 705-B	4314.00
††	SYS705D	System 705-D	4596.00

**Super-LED® Systems #06**

Two Remote L31 with 60' TPR Cable, Rear Stainless Steel Lighthead Options with 30' warning and BTT cable, LED Flasher/Junction Box and Install Kit.

**Super-LED® System 406 - 400 Series Lighthead**

††	SYS406A	System 406-A	2931.00
††	SYS406B	System 406-B	3612.00
††	SYS406D	System 406-D	3976.00

**Super-LED® System 706 - 700 Series Lighthead**

††	SYS706A	System 706-A	2748.00
††	SYS706B	System 706-B	3461.00
††	SYS706D	System 706-D	3742.00

**Super-LED® Systems #107**

Two Remote L31 With 60' TPR Cable, LED Flasher/Junction Box and Install Kit.

**Super-LED® Systems 107**

††	SYS107	System 107	1880.00
----	--------	------------	---------

**Super-LED® Systems #108**

Two Micro 400 With 60' TPR Cable, LED Flasher/Junction Box and Install Kit.

**Super-LED® Systems 108**

††	SYS108	System 108	2733.00
----	--------	------------	---------

**Super-LED® Systems #109**

Two Stainless Steel Micro 400 with 60' TPR Cable, LED Flasher/Junction Box and Install Kit.

**Super-LED® Systems 109**

††	SYS109	System 109	3149.00
----	--------	------------	---------

**Super-LED® Systems #10**

Two Stainless Steel Micro 400 with 60' TPR Cable, Rear Stainless Steel Lighthead Options with 30' Cables, LED Flasher/Junction Box and Install Kit.

**Super-LED® System 410 - 400 Series Lighthead**

††	SYS410A	System 410-A	4195.00
††	SYS410B	System 410-B	4522.00
††	SYS410D	System 410-D	4886.00

**Super-LED® System 710 - 700 Series Lighthead**

††	SYS710A	System 710-A	4044.00
----	---------	--------------	---------

23 ⚠ **WARNING:** These products may contain chemicals known to the State of California to cause cancer and birth defects or other reproductive harm. For more information, visit [www.whelen.com/regulatory](http://www.whelen.com/regulatory).

††	SYS710B	System 710-B	4720.00
††	SYS710D	System 710-D	4990.00

### System Options

#### Add Side TIR3™ (700 & 400 Series Only)

††	ADD4TIR3	Add Side TIR3™ Warning 400 Series (PAIR)	222.00
††	ADD7TIR3	Add Side TIR3™ Warning 700 Series (PAIR)	222.00

#### SnowAway™ Heated Lens System (400 D Housing Only)

††	H400SD	400 Series "D" Heated Lens System	1848.00
††	H400SDKT	400 Series "D" Heated Lens System when Ordering Separately	1848.00
††	H400VD	400 V-Series™ "D" Heated Lens System "Option SUB4V400 Required"	1848.00

#### Substitute Two (2) 400 V-Series™ for Standard 400 Warning

††	SUB4V400	Substitute (2) 400 V-Series™ Warning for Standard 400 Warning (Only Available in 400)	368.00
----	----------	---	--------

#### Substitute (2) 40BUH Horizontal Back-Up for Standard 40BUV Vertical Back-Up

††	SUB40BUH	Substitute (2) 40BUH Horizontal Back-Up for Standard 40BUV Vertical Back-Up (Only Available in 400)	
----	----------	---	--

#### Substitute 4/C Front/Top Light Cable (Micro Freedom®, Micro 400 and Stainless Steel 400)

††	SUBF4C45	Substitute 45' Cable for Standard 60' (PAIR) DEDUCT	85.00
††	SUBF4C30	Substitute 30' Cable for Standard 60' (PAIR) DEDUCT	170.00

#### Substitute 2/C Front/Top Light Cable (L31 Beacon)

††	SUBF2C45	Substitute 45' Cable for Standard 60' (SINGLE) - DEDUCT	43.00
††	SUBF2C30	Substitute 30' Cable for Standard 60' (SINGLE) - DEDUCT	85.00

#### Substitute 2/C Rear Light Cable (Warning)

††	SUBR2C45	Substitute 45' 2/C Warning Cable for Standard 30' (PAIR) - ADD	86.00
----	----------	--	-------

#### Substitute 5/C Rear Light Cable (BTT & BU)

††	SUBR5C45	Substitute 45' 5/C BTT/BU Cable for Standard 30' (PAIR) - ADD	86.00
----	----------	---	-------

### Motorcycle Warning Products

"Only the items listed in the Motorcycle Warning sections are recommended for motorcycle use". The use of any other Whelen Equipment is at the sole discretion and risk of the user.

#### Motorcycle Warning Products

	UFM8	Eight Outlet Halogen/LED Flasher, 60 Watts per outlet, 2x2x2x2 Switching, 17 Selectable Flash Patterns	212.00
	RS*03ZCR	TIR3™ Super-LED® with 25 Scan-Lock™ Flash Patterns and Synchronize Feature, For Horizontal Mounting, Red, Blue, Amber or White	92.00
	RV*03ZCR	TIR3™ Super-LED® with 25 Scan-Lock™ Flash Patterns and Synchronize Feature, For Vertical Mounting, Red, Blue, Amber or White	92.00
	RS*02ZCR	LIN3™ with 25 Scan-Lock™ Flash Patterns and Synchronize Feature, For Horizontal Mounting, Red, Blue, Amber or White	92.00
	RFLANGCD	Deep, Chrome-Plated Mounting Flange for TIR3™ and/or LIN3™ Lightheads	18.00
	RFLANG2B	Black, Dual Surface Mount Flange Kit for Two TIR3™ and/or LIN3™ Lightheads	16.00
	RFLANG2C	Chrome-Plated, Dual Surface Mount Flange Kit for Two TIR3™ and/or LIN3™ Lightheads	21.00
	RBKTHD1	Harley-Davidson®, 2008-2019 Road King®, Side Cowl Mounting Kit, for use with 1 Lighthead, Stainless Steel, Includes RFLANGEC, Each	21.00
	RBKTHD2	Harley-Davidson®, 2008-2019 Road King®, Side (Saddle Bag) Crash Bar Mounting Kit, for use with Two LINZ6™, RS TIR3™s and/or LIN3™s, Stainless Steel, Includes RFLANG2C, Each	35.00
††	RBKTHD4L	Harley-Davidson®, 2008-2019 Road King®, Under Radio Box Mounting Kit (When Used with Whelen® Boxes Only), for use with One LINZ6™, RS TIR3™ or LIN3™, Stainless Steel, Includes RFLANGEC, Road Side, Each	21.00
††	RBKTHD4R	Harley-Davidson®, 2008-2019 Road King®, Under Radio Box Mounting Kit (When Used with Whelen® Boxes Only), for use with One LINZ6™, RS TIR3™ or LIN3™, Stainless Steel, Includes RFLANGEC, Curb Side, Each	21.00
††	RBKTHD5	Harley-Davidson®, 2008-2019, (FLHP Road King® Only) Under Headlight Mounting Kit, for use with One LINZ6™, RS TIR3™ or LIN3™, Stainless Steel, Includes RFLANGEC, Each	29.00
††	RBKTHD6	Harley-Davidson®, Road King® 2008-2019, Passing/Fog Light Mounting Kit, for use with One LINZ6™, RS TIR3™ or LIN3™, Stainless Steel, Each	25.00
	RBKTHD7	2014-2019 Harley-Davidson® Electra-Glide® Passing/Fog 90° Mount Kit for use with 1 LINZ6™, LINZV™, TIR3™ or LIN3™ Lightheads, Stainless Steel, Each	29.00
	RBKTHD8	2014-2019 Harley-Davidson® Electra-Glide® Passing/Fog 90° and 45° Mount Kit for use with 2 LINZ6™, LINZV™, TIR3™ or LIN3™ Lightheads, Stainless Steel, Each	46.00
	RBKTHD9	2014-2019 Harley-Davidson® Rear (Saddle Bag) Crash Bar Mounting Kit, for use with 2 Lightheads, Stainless Steel, Includes RFLANG2C, Each	40.00
	IONHD1R	2014-2019 Harley Davidson® Road King® and Electra-Glide® Surface Mount ION™ Under Radio Box Mount Kit, Black, Curb Side, for use with 1 ION™ or IONV™ Lighthead	24.00
	IONHD1L	2014-2019 Harley-Davidson® Electra-Glide® and Road King® Surface Mount ION™ Under Radio Box Mount Kit, Black, Street Side, for use with 1 ION™ or IONV™ Lighthead	24.00

All models are 12 Volt D.C. only unless otherwise noted above. For other voltages contact factory.


\* Replace symbol in model number with letter indicating lens color or LED color desired: **A** = Amber; **B** = Blue; **C** = Clear/White; **R** = Red; **G** = Green

# Replace symbol in model number with letter indicating SPLIT lens or LED color desired: **D** = Red/Clear or White; **E** = Blue/Clear or White; **F** = Amber/Clear or White; **H** = Green/Clear or White; **J** = Red/Blue; **K** = Red/Amber; **L** = Red/Green; **M** = Blue/Amber † (to be discontinued, check availability) ‡ NCNR (special order, check availability, non-cancelable, non-returnable) ! Indicate length desired: 5 foot, 6 foot, 7 foot or 8 foot \$ Indicates Lower Price

**⚠ WARNING:** These products may contain chemicals known to the State of California to cause cancer and birth defects or other reproductive harm.

For more information, visit [www.whelen.com/regulatory](http://www.whelen.com/regulatory).



↓  - NCNR (special order, non-cancelable, non-returnable, check availability). See "Made-To-Order" Statement on Table of Contents Page of this Price List.




**MODEL DESCRIPTION LIST**

IONHDSS	2014-2019 Harley-Davidson® Road King® and Electra-Glide® Side Saddle Bag Mounting Kit for use with 3 Surface Mount ION™ Lightheads, Purchased Separately	35.00
TIONHDS	2014-2019 Harley-Davidson® Road King® and Electra-Glide® Rear Saddle Bag Mounting Kit for use with 1 ION™ T-Series™ Lighthead, Purchased Separately	35.00
IONHD2FM	2009-2019 Harley-Davidson® Road King® Fork Mounting Kit for use with 1 Surface Mount ION™ Lighthead, Purchased Separately	24.00
IONHD3FM	2014-2019 Harley-Davidson® Electra-Glide® Fork Mounting Kit for use with 1 Surface Mount ION™ Lighthead, Purchased Separately	24.00
TIONHDSS	2014-2019 Harley-Davidson® Road King® and Electra-Glide® Side Saddle Bag Mounting Kit for use with 3 ION™ T-Series™ Lightheads, Purchased Separately	53.00
IONHDS	2014-2019 Harley-Davidson® Road King® and Electra-Glide® Rear Saddle Bag Mounting Kit for use with 1 ION™ Lighthead, Purchased Separately	25.00
TIONHDM	2009-2019 Harley-Davidson® Road King® Under the Headlight Mounting Kit for use with 1 ION™ T-Series™ Lighthead, Purchased Separately	31.00
IONVHDM	2009-2019 Harley-Davidson® Road King® Under the Headlight Mounting Kit for use with 1 Surface Mount ION™ "V" Series Lighthead, Purchased Separately	22.00
TCRBHD1	2014-2019 Harley Davidson® Road King® and Electra-Glide® Under the Saddle Bag Mounting Kit, for a 1 Lamp Tracer™, Purchased Separately	20.00
M2KTHD1	2014-2019 Harley-Davidson® Electra-Glide® and Road King® M2 Series License Plate Bracket, Black, for use with 2 M2 Lightheads	36.00
2F*00Z*R	Flat Lens, Super-LED®, Synchronizable, Red, Blue, Amber or White	190.00
P32HD1	Harley Davidson® Road King® and Electra Glide® Anti-Rotation Ring Kit, Converts PAR32 to PAR36 for H-D Pursuit Lamp Housing, Lightheads Purchased Separately	4.00
WPA112	Waterproof 100 Watt Siren Amplifier	457.00
WPA112B	<b>NEW</b> WPA112 Siren Amplifier Mounting Plate Only, Black for 2014-2019 Harley Davidson® Road King® and Electra-Glide®	58.00
WPA1	Full Function Control Head Only, Weather Resistant for WPA Amp, Includes a 7-1/2' Cable, for Handlebar and Surface Mounting (Motorcycle)	465.00
ALPHASL	Remote Siren, for use with Remote Switches (Purchased Separately), Selectable Four Tone Hands-Free Siren, For One or Two 100 Watt Speakers	253.00
BETA112R	Full Function Remote Siren, for use with Remote Switches (Purchased Separately), For a One or Two 100 Watt Speakers	255.00
BETA2	Full Function Control Head Only, Weather Resistant, 20 Ft. Cable, Surface Mount	465.00
WSSMSW3	Motorcycle Switch, 3-Functions for Siren, Air Horn and Lighting (5 amp Max)	93.00
SA350M	Motorcycle Siren Speaker, 100 Watts (Due to surcharges from our supplier on the rare earth materials used in the neodymium magnets found in speaker drivers, we reserve the right to adjust the pricing and/or add surcharges on all models that utilize this rare material, without notice.)	612.00
MPL10R	Pole Mounted L10 Series Super-LED® Beacon for Motorcycle Applications, Single Color, Red Low Dome, Scan-Lock™ Flash Patterns, 12 VDC	539.00
MPL10B	Pole Mounted L10 Series Super-LED® Beacon for Motorcycle Applications, Single Color, Blue Low Dome, Scan-Lock™ Flash Patterns, 12 VDC	539.00
MPL10J	Pole Mounted L10 Series Super-LED® Beacon for Motorcycle Applications, Red/Blue DUO™ Color with Individual Control, Clear Low Dome, Scan-Lock™ Flash Patterns, 12 VDC	604.00
MPL32R	Pole Mounted L32 Series Super-LED® Beacon for Motorcycle Applications, Single Color, Red Low Dome, Scan-Lock™ Flash Patterns, 12 VDC	773.00
MPL32B	Pole Mounted L32 Series Super-LED® Beacon for Motorcycle Applications, Single Color, Blue Low Dome, Scan-Lock™ Flash Patterns, 12 VDC	773.00



**Motorcycle Systems**

Choose the Motorcycle Box Opening Preference, Lighting Package and Options.

**Motorcycle System**, Includes Black Box, 2014-2019 Harley Police Package, Separation Plate, Strip-Lite™ LED Brake/Tail/Turn, Flasher, Terminal Block with Fuses and 12 VDC Receptacle.


	M4B6R	Motorcycle Box Configured with Six M4 Series, Right-Hand (Curb Side) Opening	3482.00
	M4B6L	Motorcycle Box Configured with Six M4 Series, Left-Hand (Road Side) Opening	3517.00
	M4B6B	Motorcycle Box Configured with Six M4 Series, Rear Opening	3517.00
	MBADPT14	Adapter Plate for the Rear Box, 2014-2019 Road King® or Electra Glide®	111.00

**Motorcycle System Box Lighting Package Options for Above**, No Charge when Purchased with M4B6 Motorcycle System. For White Super-LED® Lightheads, Contact Factory for Pricing and Availability.

	M4*****	Six M4 Series Over/Under Single Color Super-LED® Modules, Red, Blue and/or Amber, for M4B6 System Only	
	M4#####	Six M4 Series Over/Under Dual Color Super-LED® Modules, Red, Blue and/or Amber, for M4B6 System Only	

**Options for Motorcycle Systems**

	2E*00Z*R	Extended Lens, Super-LED® Fairing Light, Red, Blue or Amber, Each	190.00
---	----------	---	--------

25  **WARNING:** These products may contain chemicals known to the State of California to cause cancer and birth defects or other reproductive harm. For more information, visit [www.whelen.com/regulatory](http://www.whelen.com/regulatory).





††	2EJ00ZCR	Extended Lens, Synchronizable, Split Red/Blue	200.00
	P32F2BB	PAR32 Faring Lights, Combination Interleaved White Super-LED® Driving Light with Blue Warning Lights (Pair), Clear Outer Lens, Includes Light Control Module and Anti-Rotation Ring Kit	599.00
	P32F2RR	PAR32 Faring Lights, Combination Interleaved White Super-LED® Driving Light with Red Warning Lights (Pair), Clear Outer Lens, Includes Light Control Module and Anti-Rotation Ring Kit	599.00
	P32F2RB	PAR32 Faring Lights, Combination Interleaved White Super-LED® Driving Light with 1 Red and 1 Blue Warning Light, Clear Outer Lens, Includes Light Control Module and Anti-Rotation Ring Kit	599.00
	PAR32DJ	<b>NEW</b> PAR32 Faring Light, Combination Interleaved White Super-LED® Driving Light with Blue over Red Warning Light, Clear Outer Lens, Includes Anti-Rotation Ring (Will Require Alteration of Harley-Davidson® OEM Light Housing)	260.00
††	M4BSEP	Substitute Separation Plate with Battery Hole for Standard Solid Plate, Includes Battery Hold Downs, for M4B6 Series	145.00
††	M1BATT	Motorcycle Battery, Requires Appropriate Separation Plate, Purchased Separately	368.00
††	M4B6CHRG	Battery Charger Includes 115 VAC Receptacle, for M4B6R System Only, Factory Installed ONLY	399.00
††	M1GROUND	Ground Plane	16.50
††	SA350MH	100 Watt Siren Speaker for Harley-Davidson® Wiring Harness (Due to surcharges from our supplier on the rare earth materials used in the neodymium magnets found in speaker drivers, we reserve the right to adjust the pricing and/or add surcharges on all models that utilize this rare material, without notice.)	695.00
	SA350MB1	Speaker Bracket for the SA350MH, 2009-2019 Road King® and Electra-Glide®	99.00
	M07T	Windshield Light Array for 2009-2019 Harley-Davidson® Road King®. Requires Four SOLO™ MTLI* Lighthead	649.00
	M08T	Windshield Light Array for 2014-2019 Harley-Davidson® Electra-Glide®. Requires Five SOLO™ MTLI* Lighthead	767.00
	MTLI*	One ION™ T-Series™ SOLO™ Lighthead for Harley-Davidson® Electra-Glide® or Road King® Windshield Array, Red, Blue, Amber or White, No Charge when Ordered with Windshield Array	

### Switches And Control Boxes

#### Power Control Centers and Switches

	WCC9	WeCan® Controller, Control lights and Traffic Advisor™ functions from a Single Keypad. 3 Position Slide Switch and 6 Pre-programmed Push-Buttons, for Justice® and Freedom® IV WeCan® Lightbars Only (Not for use with Legacy® DUO™ or TRIO™ lightbars).	298.00
	WCC92	WeCan® Controller, Control lights and Traffic Advisor™ functions from a Single Keypad. 3 Position Slide Switch and 6 Pre-programmed Push-buttons, for Cenator® SOLO™ and DUO™, Liberty™ II SOLO™ and DUO™, Legacy® SOLO™ and DUO™, and Freedom® IV WeCan Lightbars Only (not for use with Cenator™, Liberty™ II or Legacy® TRIO Lightbars).	298.00
	WCC9SM	Optional Pedestal/Swivel Mount for WCC9 or WCC92 Control Head	41.00
	PCC8R	8 Position Key Pad with Remote Relay Module, Three 20 Amp and Five 10 Amp Relays	337.00
	PCCS9RW	Switch Control for Standard Switching	271.00
	PCCS9LW	Programmable Switch Control for Liberty™ II & Freedom® IV Lightbars (Low Current Switching)	266.00
	PCC4W	Switch Box with Four 25 AMP SPST Switches, Lighted	135.00
	PCC6W	Switch Box with Six 25 AMP SPST Switches, Lighted	174.00
	PCC6W1	Similar to PCC6W, Except Last On/Off Switch is Replaced with a Momentary Switch	164.00
	PCC10W	Switch Box with Ten 25 AMP SPST Switches, Lighted	204.00
	PCC10W1	Similar to PCC10W, Except Last On/Off Switch is Replaced with a Momentary Switch	204.00
	1SWITCH	1 Switch Bracket Only, Switch Purchased Separately	39.00
	2SWITCH	2 Switch Bracket Only, Switches Purchased Separately	69.00
	3SWITCH	3 Switch Bracket Only, Switches Purchased Separately	97.00
	4SWITCH	4 Switch Bracket Only, Switches Purchased Separately	132.00
	PC1	PC-1 Switch, Lighted SPST, 15 AMP Contacts	24.50
	PC2	PC-2 Switch, Momentary SPST, 15 AMP Contacts	24.50
	PC3	PC-3 Switch, Lighted SPDT, 15 AMP Contacts	43.00

### Siren Amplifiers, Amplifiers & Airhorns

**Howler™ Low Frequency Tone Siren**, Includes Siren Amplifier and Speaker(s), Works in Conjunction with Existing Siren Systems Purchased Separately.

	HWLUNI	Siren Amplifier with One Speaker, Includes Universal Mounting Bracket	604.00
	HWLDC15	<b>NEW</b> Siren Amplifier with One Speaker, Includes Mounting Bracket for 2015-2020 Dodge Charger	604.00
††	HWLFE13	Siren Amplifier with One Speaker, Includes Mounting Bracket for 2013-2019 Ford Police Interceptor Utility with Fog Lights (Not for Use with Factory Skid Plate Option)	604.00
	HWLFE29	<b>NEW</b> Siren Amplifier with One Speaker, Includes Mounting Bracket for 2020 Ford Police Interceptor Utility	604.00
	HOWLER	Siren Amplifier with Two Speakers, Optional Vehicle Specific Mounting Brackets, No Charge When Purchased with Howler System	755.00
††	HWLRB2	† Howler Mounting Bracket for 2008-2017 Ford Expedition	

All models are 12 Volt D.C. only unless otherwise noted above. For other voltages contact factory.

\* Replace symbol in model number with letter indicating lens color or LED color desired: **A** = Amber; **B** = Blue; **C** = Clear/White; **R** = Red; **G** = Green


# Replace symbol in model number with letter indicating SPLIT lens or LED color desired: **D** = Red/Clear or White; **E** = Blue/Clear or White; **F** = Amber/Clear or White; **H** = Green/Clear or White; **J** = Red/Blue; **K** = Red/Amber; **L** = Red/Green; **M** = Blue/Amber † (to be discontinued, check availability) †† NCNR (special order, check availability, non-cancelable, non-returnable) ! Indicate length desired: 5 foot, 6 foot, 7 foot or 8 foot \$ Indicates Lower Price

**⚠ WARNING:** These products may contain chemicals known to the State of California to cause cancer and birth defects or other reproductive harm.

For more information, visit [www.whelen.com/regulatory](http://www.whelen.com/regulatory).

Sirens, Switches & Speakers



↓  - NCNR (special order, non-cancelable, non-returnable, check availability). See "Made-To-Order" Statement on Table of Contents Page of this Price List.

**MODEL DESCRIPTION LIST**

	HWLRB4	Howler Mounting Bracket for 2008-2019 Ford E-Series	
††	HWLRB11	Howler Mounting Bracket for 2011-2019 Chevy Express G-Series	
††	HWLRB13	Howler Mounting Bracket for 2013-2015 Ford Police Interceptor Utility, Driver Side Bracket Includes Built-in Mounting for a SA315P Speaker, 2016-2019 Ford Police Interceptor Utility without Fog Lights. If Vehicle has Fog Lights, Use HWLFE13 (Not for Use with Factory Skid Plate Option)	
	HWLRB14	Howler Mounting Bracket for 2011-2018 Dodge 4500/5500	
	HWLRB28	Howler Mounting Bracket for 2019-2020 Chevy Silverado 1500	
††	HWLRB18	† Howler Mounting Bracket for 2012-2016 Chevy 2500/3500 Silverado and Suburban	
††	HWLRB19	Howler Mounting Bracket for 2014-2015 Chevy Silverado 1500	
††	HWLRB20	Howler Mounting Bracket for 2015-2016 Chevy Tahoe	
	HWLRB22	Howler Mounting Bracket for 2011-2020 Ford F-250/F-350 (NOTE: Very Low Ground Clearance on 2WD Models)	
	HWLRB23	Howler Mounting Bracket, Universal Mounting Brackets (Pair)	
††	HWLRB24	Howler Mounting Bracket for 2017-2018 Chevy Silverado 1500	
	HWLRB25	Howler Mounting Bracket for 2017-2020 Chevy Tahoe, Front and Rear Two Speaker System. Must be Used with Both SAK63D and SAK63P Speaker Brackets, Purchased Separately.	
	HWLRB26	† Howler Mounting Bracket for 2017-2019 Chevy 2500/3500 Silverado	
	HWLRB27	Howler Mounting Bracket for 2018-2020 Ford Expedition SSV, Includes Built-In Mounting for SA315P Speaker, Purchase of SAK64D or SAK64P Not Required	

**CenCom Carbide™**, Remote Siren & Control Center and Options. Control Head and CANport™ Installation Kit Ordered Separately, 5 Year Warranty on Amplifier.

	CCSRN4	Amplifier Control Module	1506.00
	CCSRN4A	Same as CCSRN4, Except with 8 (Positive or Negative) Input Expansion Module (will not override any pre-existing control head features), 12 Total Inputs	1610.00
	CCSRNT4	Same as CCSRN4, Except with Traffic Advisor™ Module	1745.00
	CCSRNT4A	Same as CCSRN4A, Except with Traffic Advisor™ Module	1849.00
	CCSRN5	Amplifier Control Module with CANport™ OBDII Interface Module	1706.00
	CCSRNT5	Same as CCSRN5, Except with Traffic Advisor™ Module	1945.00
	CC5K1	<b>NEW</b> Installation Kit for CCSRN5 Series for 2016-2019 Ford Interceptor Utility, 2020 Ford Interceptor Utility used with Factory Option 61B, 2016-2020 Ford F-150, 2018-2019 Ford F-250/350/450/550, Expedition and Transit 150/250/350, 2017-2019 Ford Fusion (All Models), 2020 Ford Fusion Hybrid and 2016-2017 Dodge Charger, No Charge when Purchased with Amplifier Control Module	
	CC5K2	<b>NEW</b> Installation Kit For CCSRN5 Series for Chevy, 2017-2020 Tahoe, 2017-2018 Silverado 1500, 2019-2020 Silverado 1500 (New Body Style), 2017-2019 Silverado 2500/3500, 2017-2020 Colorado, 2019 Impala, 2018-2020 Suburban, No Charge when Purchased with Amplifier Control Module	
	CC5K3	<b>NEW</b> Installation Kit for CCSRN5 Series for 2018-2020 Ram Classic 1500 and 2018-2020 Dodge Charger and Durango, No Charge when Purchased with Amplifier Control Module	
	CC5K4	<b>NEW</b> 2020 Ford Interceptor Utility Gateway Installation Kit for use WITHOUT Ford 61B Factory Option, No Charge when Purchased with Amplifier Control Module	
	CCSRN4DA	WeCan® External Amplifier, for use with CenCom Carbide™, for Dual Amplifier Applications	299.00
	CANEM16	16 Output Expansion Module	232.00
	LCPHOTO	Logic Level Photocell for use with SLFLASH, CenCom Core™, CenCom Sapphire™, CenCom Carbide™ and CanTrol®	101.00

**Optional Control Heads for CenCom Carbide™**, No Charge when Purchased with Amplifier Control Module.

	CANCTL5	Includes a Hand Held Combination Microphone and Controller, 5-Position Progressive Light/Siren Control, Nine Push-Buttons and Microphone Extension Cable	
	CANCTL6	Includes 3 Section Control Head and 8 Push-Buttons, 4-Position Slide Switch with a 7-Position Rotary Knob. Manual, Airhorn Plus 3 Traffic Advisor™ Switches and Microphone with Extension Cable	
	CANCTL7	Includes 3 Section Control Head and 21 Push-Buttons, 4-Position Slide Switch, Microphone with Extension Cable	

**CenCom Sapphire™**, Remote Siren & Control Center and Options, 5 Year Warranty on Amplifier. Not for use with WeCan X™ Models.

	CCSRN3	3-Position Slide Switch and 18 Push Button Control Head with Amplifier Control Module with pigtails, Microphone with CCMICX20 Included	1424.00
	CCSRN35	3-Position Progressive Push Button Switches and 9 Push Button Hand Held Control Head with Amplifier Module with Pigtails, and CCMICX20 Included	1424.00
	CCSRN36	3 Section Control Head and 8-Push Buttons, 4-Position Slide Switch with a 7-Position Rotary Knob. Manual, Airhorn Plus 3 Traffic Advisor™ Switches	1424.00
	CCSRN3A	Same as CCSRN3, Except with 8 (Positive or Negative) Input Expansion Module (will not override any pre-existing control head features), 12 Total Inputs	1530.00

Sirens, Switches & Speakers



CCSRN3F	Same as CCSRN36, Except with 8 (Positive or Negative) Input Expansion Module (will not override any pre-existing control head features), 12 Total Inputs	1530.00
CCSRNTA3	Same as CCSRN3, with Traffic Advisor™ Module	1668.00
CCSRNT35	Same as CCSRN35, with Traffic Advisor™ Module	1668.00
CCSRNT36	Same as CCSRN36, With Traffic Advisor™ Module	1668.00
CCSRNT3A	Same as CCSRN3A, Except with 8 (Positive or Negative) Input Expansion Module (will not override any pre-existing control head features), 12 Total Inputs	1770.00
CCSRNT3F	Same as CCSRN36, Except with 8 (Positive or Negative) Input Expansion Module (will not override any pre-existing control head features), 12 Total Inputs	1770.00
CCTRM	Trim Ring Option, for Semi-Flush Mounting of Control Head	57.00
LCPHOTO	Logic Level Photocell for use with SLFLASH, CenCom Core™, CenCom Sapphire™, CenCom Carbide™ and CanTrol®	101.00

**295SSA & 295SDA Series, Remote Amplifier Sirens with Scan-Lock™ Siren Tones.**

295SSA1	Single Tone Siren with Full Function Control Head	866.00
295SSA2	Single Tone Siren with Hand-Held Control Head	866.00
295SDA1	Dual Tone Siren, For Two 100 Watt Speakers, with Full Function Control Head	926.00
295SDA2	Dual Tone Siren, For Two 100 Watt Speakers, with Hand-Held Control Head	926.00

**295SLS and 295HFS Hands-Free Sirens, with Diagnostix™ & SI TEST® (Except 295HFSA7).** All 295HFS Models Have a 5 Year Warranty, Standard. For Removable Microphones, Hi/Low Tones and/or 24 Volts DC, Contact Factory for Exact Model Numbers, Price and Availability.

295LSA1	Siren Amplifier with 17 Scan-Lock™ Siren Tones	453.00
295HFS2	Remote Siren Amplifier (Flush Mount Head)	641.00
295HFS2X	295HFS2 with Dual Amplifiers, Meets California Title 13 Requirements	1172.00
295LSA6	Single Unit Siren with 9-Switch Light Control and Standard Switching, with Park Kill & Timed Out Relay with 17 Scan-Lock™ Siren Tones	672.00
295HFSA7	Remote Dual Siren Amplifier, with Flush Mount Control Head, Meets CA Title 13	912.00
295HFSC9	Self-Contained 200 Watt Dual Full Function Siren, with Removable Microphone	728.00
295HFSDA	Second Amplifier (Kit) for Dual Siren Amplifier Use (295HFS2 Only)	400.00

**295SL Series Sirens, Full Function Hands-Free Siren, with Scan-Lock™ Siren Tones.**

295SL100	Full Function Siren (Up to Two 100 Watt Speakers) and Heavy-Duty Microphone, 12 VDC	392.00
295SL101	Full Function (Up to Two 100 Watt Speakers) and Heavy-Duty Plug-in Microphone with Volume Control Knob, 12 VDC	451.00
WPKM1	Park Kill Connection Modules, 30 Amp	64.00

**Alpha™ Siren Series**

ALPHA12S	Self-Contained Siren, with Faceplate Switches, Selectable Four Tone Hands-Free Siren, For Single 100 Watt Speaker	304.00
ALPHASL	Remote Siren, for use with Remote Switches (Purchased Separately), Selectable Four Tone Hands-Free Siren, For One or Two 100 Watt Speakers	253.00

**Optional Remote Switches for Alpha™ Siren Series, For ALPHASL Only.**

ALPHA1	Single On/Off Switch for use with Hands-Free Operation	46.00
ALPHA2	Single On/Off Hands-Free Activation Plus Momentary Switch for Air Horn	35.00
ALPHA3	TONE 1/Off/TONE 2 Switch Operation Plus Momentary Switch for Air Horn	36.00
ALPHA4	Three Switch Operation, One On/Off, One TONE 1/Hands-Free/TONE 2, One Momentary Switch for Airhorn	61.00
ALPHA5	3 Position Toggle Switch, Controls 3 Siren Tones and other Warning Lights or Device Functions. Contacts Rated at 30 Amps	109.00

**Beta™ Siren Series, Selectable Siren Tone, Radio Repeat, Public Address and Options.**

BETA112R	Full Function Remote Siren, for use with Remote Switches (Purchased Separately), For a One or Two 100 Watt Speakers	255.00
BETA1	Full Function Control Head Only, with 15' Interconnect Harness	202.00
BETA2	Full Function Control Head Only, Weather Resistant, with 20' Cable, Surface Mount	465.00
†† BETA2BKT	Mounting Bracket for BETA2 Only, Flange Mount	38.50
BETAMIC	Remote Mic for use with BETA112R (for use with Customer-Supplied Switches)	152.00

**Epsilon™ Series Siren, Full Function Hands-Free with Diagnostix™ and 9 Scan-Lock™ Siren Tones.**

EPSL1	Full Function 100 Watt with Microphone and Volume Control Knob, Includes CA Title 13 Compliant Tones	305.00
EPSL2S6	Full Function (Up to Two 100 Watt Speakers). Microphone with Volume Control Knob, Includes CA Title 13 Compliant Tones and 6 Switches	442.00
EPSL2S9	Full Function (Up to Two 100 Watt Speakers). Microphone with Volume Control Knob, Includes CA Title 13 Compliant Tones, 4 Position Slide Switch and 9 Switches	551.00

**HHS Series Sirens, Will Operate up to Two 100 Watt Speakers.**

HHS3200	Siren Amplifier with Hand-Held Controller (CANCTL5)	599.00
HHS3206	Siren Amplifier with Slide Switch and Rotary Knob Controller (CANCTL6)	749.00
HHS3207	Siren Amplifier with 21 Push-Buttons and Slide Switch Controller (CANCTL7)	749.00
HHS4200	Same as HHS3200, Except with WeCan® Port that Supports the Inner Edge® FST™, XLP and RST™ Series, WeCan® Lightbars, and a WeCan® External Amplifier (Not for Use with the CANEM16 Expansion Module)	699.00

All models are 12 Volt D.C. only unless otherwise noted above. For other voltages contact factory.

\* Replace symbol in model number with letter indicating lens color or LED color desired: **A** = Amber; **B** = Blue; **C** = Clear/White; **R** = Red; **G** = Green

# Replace symbol in model number with letter indicating SPLIT lens or LED color desired: **D** = Red/Clear or White; **E** = Blue/Clear or White; **F** = Amber/Clear or White; **n** = Green/Clear or White; **J** = Red/Blue; **K** = Red/Amber; **L** = Red/Green; **M** = Blue/Amber † (to be discontinued, check availability) †† NCNR (special order, check availability, non-cancelable, non-returnable) ! Indicate length desired: 5 foot, 6 foot, 7 foot or 8 foot \$ Indicates Lower Price

**⚠ WARNING:** These products may contain chemicals known to the State of California to cause cancer and birth defects or other reproductive harm.

For more information, visit [www.whelen.com/regulatory](http://www.whelen.com/regulatory).



Sirens, Switches & Speakers

↓ †† - NCNR (special order, non-cancelable, non-returnable, check availability). See "Made-To-Order" Statement on Table of Contents Page of this Price List.

MODEL	DESCRIPTION	LIST
HHS4206	Same as HHS3206, Except with WeCan® Port that Supports the Inner Edge® FST™, XLP and RST™ Series, WeCan® Lightbars, and a WeCan® External Amplifier (Not for Use with the CANEM16 Expansion Module)	849.00
HHS4207	Same as HHS3207, Except with WeCan® Port that Supports the Inner Edge® FST™, XLP and RST™ Series, WeCan® Lightbars, and a WeCan® External Amplifier (Not for Use with the CANEM16 Expansion Module)	849.00
<b>Gamma™ Siren Series, 100 Watt, 23 Scan-Lock™ Siren Tones</b>		
GAMMA2	Hands-Free Siren with Two Auxiliary Switches	236.00
<b>Sirens, Waterproof &amp; Options, (For Marine &amp; Motorcycle Use).</b>		
WPA112	Waterproof Siren Amplifier, For a Single 100 Watt Speaker	457.00
WPA1	Full Function Control Head Only, Weather Resistant, with a 7-1/2' Cable, for Handlebar and Surface Mounting (Motorcycle)	465.00
BETA2BKT	Mounting Bracket for BETA2, WPA1 and WPA2 Only, Flange Mount	38.50
WPA2	Full Function Control Head Only, Weather Resistant, 20' Cable, Surface Mount (Marine)	477.00
WPA3BM	Full Function Control Head with Waterproof Switches and Microphone Jack, 20' Cable, Bail Mount (Marine)	545.00
<b>Power Air Horn Series</b>		
PAH112	Air Horn Tone Only Siren, For a Single 100 Watt Speaker	216.00
PAP112	Air Horn Tone Plus Public Address Siren, Includes Microphone, For a Single 100 Watt Speaker	271.00
PAPEXT15	15' Microphone Extension Cable for PAP112 Only	30.00
<b>Siren Amplifier &amp; Speaker Combination</b>		
<b>WSSC Series Siren, Combination Siren/Speaker, One Piece.</b>		
WSSC30	30 Watt Siren and Speaker Combination	223.00
WSSPA30	Same as WSSC30, Includes Public Address	332.00
WSSC30HK	Harness Kit for Synchronization of two WSSC30s	41.00
WSSMSW3	Motorcycle Switch, 3-Functions for Siren, Air Horn and Lighting (5 amp Max)	93.00
<b>Siren Speakers, SA315 &amp; SA314 Projector™ Series</b> 100 Watt Bumper/Concealed/Flange Mounted Speakers. Due to surcharges from our supplier on the rare earth materials used in the neodymium magnets found in speaker drivers, we reserve the right to adjust the pricing and/or add surcharges on all models that utilize this rare material, without notice.		
<b>SP123BM Series, Bumper Mount Speaker</b>		
SP123BMC	Bumper Mount, Chrome	397.00
<b>SA314 Series, Small Profile, Cast Aluminum Speaker, 6.4" H x 6.17" W x 3.14" D.</b>		
†† SA314A	Speaker, Natural Aluminum Finish	403.00
†† SA314B	Speaker, Aluminum with Black Epoxy-Coated Finish	489.00
<b>Optional Mounting Brackets for SA314 Series</b>		
†† SABKT1	Universal Mount Bracket	41.00
†† SABKT9	Universal/Swivel Bail Type Mount Bracket	41.00
<b>SA315 Series, Small Round Profile, Composite Speaker, 6.5" H x 6.5" W x 2.9" D.</b>		
SA315P	Speaker, Nylon Composite	328.00
<b>Optional Mounting Brackets for SA315 Series</b>		
SAK1	Heavy-Duty Universal "L" Mounting Bracket	41.00
SAK9	Heavy-Duty Universal/Swivel Bail Type Mounting Bracket	41.00
SAK25	Chevy Express Van, 2006-2019	41.00
SAK65	Chevy Silverado 1500, 2019-2020 Driver or Passenger Side	41.00
†† SAK62D	Chevy Silverado 1500, 2017-2018, Driver Side	41.00
†† SAK62P	Chevy Silverado 1500, 2017-2018, Passenger Side	41.00
†† SAK50	Chevy Silverado 1500 / GMC 1500, 2014-2016, Chevy Silverado 2500/3500HD, 2017-2019, Driver Side	41.00
†† SAK49	Chevy Silverado 1500 / GMC 1500, 2014-2016, Chevy Silverado 2500/3500HD, 2017-2019, Passenger Side	41.00
SAK63D	Chevy Tahoe, 2017-2020, Driver Side	41.00
SAK63P	Chevy Tahoe, 2017-2020, Passenger Side	41.00
SAK42	Dodge 4500/5500, 2011-2018, Passenger Side	41.00
SAK43	Dodge 4500/5500, 2011-2018, Driver Side	41.00
SAK37	<b>NEW</b> Dodge Charger, 2011-2020	41.00
SAK54	<b>NEW</b> Dodge Durango, 2013-2020	41.00
SAK48	Ram 1500, 2012-2018 and Ram 1500 Classic, 2019, Driver Side	41.00
SAK47	Ram 1500, 2012-2018 and Ram 1500 Classic, 2019, Passenger Side	41.00
SAK32	Ford E350/E450, 2008-2019, Driver or Passenger Side	41.00
†† SAK23	† Ford Expedition, 2007-2017	41.00





	SAK66D	<b>NEW</b> Ford Police Interceptor Utility, 2020, Driver Side Grille	41.00
	SAK66P	<b>NEW</b> Ford Police Interceptor Utility, 2020, Passenger Side Grille	41.00
	SAK67D	<b>NEW</b> Ford Police Interceptor Utility, 2020, Driver Side Frame Mount, Behind the Bumper	41.00
††	SAK44	Ford Police Interceptor Utility, 2013-2019	41.00
††	SAK52	Ford Police Interceptor Utility, 2013-2019, Driver Side Lower Grille (Will not Work with Factory Option 52B, Enhanced PTU Cooler)	41.00
††	SAK51	Ford Police Interceptor Utility, 2013-2019, Passenger Side Lower Grille (Will not Work with Factory Option 52B, Enhanced PTU Cooler)	41.00
††	SAK57	Ford F-150, 2015-2017	41.00
	SAK61D	Ford F-250/F-350/F-450/F-550, 2017-2020, Driver Side, Not for Use with Factory Fog Lights	41.00
	SAK61P	Ford F-250/F-350/F-450/F-550, 2017-2020, Passenger Side, Not for Use with Factory Fog Lights	41.00
	SAK59	Ford Fusion, 2017-2018 and Ford Police Responder Hybrid, 2019	41.00
	SAK60	Toyota Tacoma, 2016-2017	41.00
	SAK64D	Ford Expedition SSV, 2018-2020, Driver Side, (Not Required if Purchasing HWLRB27)	41.00
	SAK64P	Ford Expedition SSV, 2018-2020, Passenger Side, (Not Required if Purchasing HWLRB27)	41.00

#### Siren Speakers, Other

100 Watt and Accessories, Due to surcharges from our supplier on the rare earth materials used in the neodymium magnets found in speaker drivers, we reserve the right to adjust the pricing and/or add surcharges on all models that utilize this rare material, without notice.

#### Single and Dual Speaker, for Ambulances, 100 Watt or 200 Watt.

††	SA31101P	UnderPro™ Single Speaker for International 4300/4400 Series, 2001-2017, Passenger Side	479.00
††	SA31101D	UnderPro™ Single Speaker for International 4300/4400 Series, 2001-2017, Driver Side	479.00
	SPT5D	Bumper Mount Speaker for 2015-2019 Ford Transit, Driver Side	407.00
	SPT5P	Bumper Mount Speaker for 2015-2019 Ford Transit, Passenger Side	407.00
	SPT5TEMP	Speaker Templates, Reusable, for 2015-2019 Ford Transit, Includes Driver Side and Passenger Side	49.00
	SPTWI*	Wide Angle ION™ with mounting bracket for SPT5D or SPT5P, Red, Blue or Amber, Each	193.00

#### Speakers, Siren

	SA340TS	SA-340TS Speaker	367.00
	SA340STS	SA-340STS Speaker	384.00
	SA350M	Motorcycle Siren Speaker, 100 Watt	612.00
	SA350MB1	Speaker Bracket for the SA350MH, 2009-2019 Road King® and Electra Glide®	99.00

#### Replacement Speaker Drivers

††	SD210RX	Replacement 100 Watt Speaker Driver for SA314 Series	296.00
††	SD370	Replacement 100 Watt Speaker Driver with Adapter	296.00
††	SD210R	Replacement 100 Watt Speaker Driver for SA370, SA1412 & SA1515	296.00

#### Safety Site™

#### Safety Site™, Super-LED® Traffic Control Light.

	W20SSRK	5 Red Module Kit, Includes Carrying Bag	587.00
	W20SS	Red Module, Each	111.00

#### Back-Up Alarms, Electronic

#### Back-Up Alarms

	WBUA107	Back-Up Alarm, 107dB, 12-24 VDC	71.00
	WBUA97	Back-Up Alarm, 97dB, 12-24 VDC	66.00
	WBUA112	Back-Up Alarm, 87-112dB, 12-24 VDC, Self-Adjusting	164.00
	WBUA112C	Back-Up Alarm, 112 dB, 12-24 VDC	99.00

#### Traffic Advisor™ Series & Accessories

All Models include Control Head for Light Array (Unless Specified), Programmable Flash Patterns Standard on TACTL5, allows for Remote Activation of the "Flash Pattern" and End Lamp Enable/Disable Feature.

**Dominator™ Traffic Advisor™, TIR3™ Super-LED® Low Profile**, Control Head Optional, 1.74" High x 2.17" Deep Housing, Three Super-LED@s Per Panel.

	DTA6A	Amber, 6 Lamp TIR3™ Super-LED® Traffic Advisor™, 23.26" Long, Less Control Head	558.00
	DTA6	6 Lamp TIR3™ Super-LED® Traffic Advisor™, 23.26" Long, Less Control Head, Requires Six D*, No Charge When Ordered with DTA6	558.00
	DTA8A	Amber, 8 Lamp TIR3™ Super-LED® Traffic Advisor™, 30.36" Long, Less Control Head	697.00
	DTA8	8 Lamp TIR3™ Super-LED® Traffic Advisor™, 30.36" Long, Less Control Head, Requires Eight D*, No Charge When Ordered with DTA8	697.00
	DTAW8	8 Lamp TIR3™, 6 Light Traffic Advisor™ with 2 End Warning Lights, 30.36" Long, Less Control Head, Requires Eight D*, No Charge When Ordered with DTAW8	708.00
	D*	TIR3™ Super-LED® Lighthouse, Amber, Blue, Red or White	

All models are 12 Volt D.C. only unless otherwise noted above. For other voltages contact factory.

\* Replace symbol in model number with letter indicating lens color or LED color desired: **A** = Amber; **B** = Blue; **C** = Clear/White; **R** = Red; **G** = Green

# Replace symbol in model number with letter indicating SPLIT lens or LED color desired: **D** = Red/Clear or White; **E** = Blue/Clear or White; **F** = Amber/Clear or White; **H** = Green/Clear or White; **J** = Red/Blue; **K** = Red/Amber; **L** = Red/Green; **M** = Blue/Amber † (to be discontinued, check availability) †† NCNR (special order, check availability, non-cancelable, non-returnable) ! Indicate length desired: 5 foot, 6 foot, 7 foot or 8 foot \$ Indicates Lower Price

**⚠ WARNING:** These products may contain chemicals known to the State of California to cause cancer and birth defects or other reproductive harm.

For more information, visit [www.whelen.com/regulatory](http://www.whelen.com/regulatory).



Safety Site™ &  
Back-Up Alarms



↓ **††** - NCNR (special order, non-cancelable, non-returnable, check availability). See "Made-To-Order" Statement on Table of Contents Page of this Price List.

**MODEL DESCRIPTION LIST**  
**Dominator™ Plus Traffic Advisor™, LINZ6™ Super-LED® Low Profile**, Control Head Optional. 1.74" High x 2.17" Deep Housing, Six Super-LEDs® Per Lamp.

	DPTA6A	Amber, 6 Lamp LINZ6™ Super-LED® Traffic Advisor™, 23.26" Long, Less Control Head	958.00	
	DPTA6	6 Lamp LINZ6™ Super-LED® Traffic Advisor™, 23.26" Long, Less Control Head, Requires Six DP*, No Charge When Ordered with DPTA6	958.00	
	DPTA8A	Amber, 8 Lamp LINZ6™ Super-LED® Traffic Advisor™, 30.36" Long, Less Control Head	1249.00	
	DPTA8	8 Lamp LINZ6™ Super-LED® Traffic Advisor™, 30.36" Long, Less Control Head, Requires Eight DP*, No Charge When Ordered with DPTA8	1249.00	
	DPTAW8	8 Lamp LINZ6™, 6 Light Traffic Advisor™ with 2 End Warning Lights, 30.36" Long, Less Control Head, Requires Eight DP*, No Charge When Ordered with DPTAW8	1265.00	
	DP*	LINZ6™ Super-LED® Lighthouse, Amber, Blue, Red or White		



**Traffic Advisor™, TIR3™, Super-LED®, 1.74" High x 2.17" Deep Housing, Three Super-LEDs® Per Panel.**

	TAM63	Six Lamp TIR3™ Super-LED® Traffic Advisor™, 23.26" Long	734.00	
	TAM83	Eight Lamp TIR3™ Super-LED® Traffic Advisor™, 30.36" Long	896.00	
<b>††</b>	TAM83**	Eight Lamp TIR3™ Super-LED® Traffic Advisor™, 30.36" Long, with Two End Flashing LEDs, Red, Blue and/or Amber	906.00	



**Traffic Advisor™, LINZ6™, Super-LED®, 1.74" High x 2.17" Deep Housing, Six LED's Per Panel.**

	TAZ66	Six Lamp LINZ6™ Super-LED® Traffic Advisor™, 23.26" Long	1101.00	
	TAZ86	Eight Lamp LINZ6™ Super-LED® Traffic Advisor™, 30.36" Long	1404.00	
<b>††</b>	TAZ86**	Eight Lamp, Six Lamp LINZ6™ Super-LED® Traffic Advisor™ with Two End Flashing Super-LEDs®, Red, Blue and/or Amber, 30.36" Long	1419.00	



**Traffic Advisor™, 5mm LED Low Profile, 2.84" High x 2.25" Deep "C" Style Housing. Now with Waterproof Connectors Standard.**

	TAL65	Six Lamp LED Traffic Advisor™, 36" Long	899.00	
	TAL85	Eight Lamp LED Traffic Advisor™, 46.82" Long	1074.00	

**Traffic Advisor™, Front Load, Super-LED®, 2.35" High x 2.38" Deep Housing.**

	TANF65	Six Lamp Linear-LED® Traffic Advisor™, 34" Long	1024.00	
	TANF85	Eight Lamp Linear-LED® Traffic Advisor™, 45.12" Long	1197.00	
<b>††</b>	TANF85**	Six Lamp Linear-LED® Traffic Advisor™ with Two End Flashing Super-LEDs®, Blue, Red and/or Amber, 45.12" Long	1210.00	
	TACF85	Eight Lamp CON3™ Super-LED® Traffic Advisor™, 45.12" Long	971.00	
<b>††</b>	TACF85**	Eight Lamp CON3™ Super-LED® Traffic Advisor™ with 2 End Flashers, Red, Blue and/or Amber, 45.12" Long	982.00	
	TANBKT1	Mounting Bracket, for top of Vehicle (Horizontal) Mounting	23.50	



**Traffic Advisor™, Front Load, DUO™ Super-LED®, 2.35" High x 2.38" Deep Housing, No Control Head Required.**

	TADF6	Six DUO™ Color Linear Super-LED® Traffic Advisor™, Requires No Special Control Head, 34" Long	1671.00	
	TADF8	Eight DUO™ Color Linear Super-LED® Traffic Advisor™, Requires No Special Control Head, 45.12" Long	1791.00	
	TDP\$\$\$00	Six or Eight DUO™ Super-LED® Modules, No Charge when Ordered with DUO™ Traffic Advisor™, Replace Symbol \$\$\$ with Number of Warning LED Colors, Order Red/Blue/Amber.		

**Traffic Advisor™, TIR6™ Super-LED® Low Profile, 2.84" High x 2.25" Deep Housing, Six Super-LEDs® Per Panel. Now with Waterproof Connectors Standard.**

	TAM65	Six Lamp Super-LED® Traffic Advisor™, 36" Long	1210.00	
	TAM85	Eight Lamp Super-LED® Traffic Advisor™, 46.82" Long	1498.00	
<b>††</b>	TAM85**	Six Lamp Super-LED® Traffic Advisor™ with Two End Flashing Super-LEDs®, Red, Blue and/or Amber, 46.82" Long	1508.00	

**Traffic Advisor™, TAC8 Super-LED®, 2" High x 2.64" Deep "C" Style Housing x 47.75" Length, Control Head Included**

	TAC815	Eight Lamp Super-LED® Traffic Advisor™, with 15' Cable	825.00	
	TAC830	Eight Lamp Super-LED® Traffic Advisor™, with 30' Cable	909.00	
	TAC850	Eight Lamp Super-LED® Traffic Advisor™, with 50' Cable	1015.00	



**Traffic Advisor™, Straight or Split Style Super-LED®**

	TA45B72	700 Series, Eight Lamp, Includes TACTL5, 72"	1999.00	
	TA4437M	500 Series, Eight Lamp Traffic Advisor™, TIR6™ Super-LEDs®, Rectangular Aluminum Housing, Two Piece, 21 7/8", with 15' Cable	1379.00	
	TA4437M1	500 Series, Eight Lamp Traffic Advisor™, TIR6™ Super-LEDs®, Rectangular Aluminum Housing, Two Piece, 21 7/8" Long, with 30' Cable	1490.00	
	TA4437M2	500 Series, Eight Lamp Traffic Advisor™, TIR6™ Super-LEDs®, Rectangular Aluminum Housing, Two Piece, 21 7/8" Long, with 50' Cable	1640.00	



**Traffic Advisor™, Arrow Head Style, Includes TACTL6 Control Head Unless Noted.**

<b>††</b>	TA166AL5	600 Series, 16 LED Lamps, One Piece	4515.00	
-----------	----------	-------------------------------------	---------	--

**Traffic Advisor™, Front Load, Arrow Head Style, Linear™ Super-LED®, 3.5" Deep x 46" Long, Includes TACTL6**

<b>††</b>	TA165NF1	Sixteen Lamp, 23" High with 25' Cable	2279.00	
<b>††</b>	TA165NF2	Sixteen Lamp 23" High with 50' Cable	2525.00	
<b>††</b>	TA125NF1	Twelve Lamp 15" High with 25' Cable	2177.00	



††	TA125NF2	Twelve Lamp 15" High with 50' Cable	2400.00
<b>Traffic Advisor™ Accessories</b>			
	TACTL5	Control Head Only, Programmable for 6 or 8 Lamp Halogen or LED Traffic Advisor™. Includes Auxiliary On/Off Switch	420.00
	TACTL6	Control Head Only, Programmable for 16 Lamp Halogen or LED Traffic Advisor™. Includes Auxiliary On/Off Switch. Meets Federal Standards	420.00
	TADCTL1	DTA/DPTA Series Control Head Only	136.00
	TADSW1	On/Off Non-Lighted, SPDT 20 Amp Switch, for TADCTL1	16.50
	TADSW2	On/Off/On Non-Lighted, SPDT 20 Amp Switch for TADCTL1	16.50
	DELTAC5	Delete TACTL5 from 6 to 8 Light LED or Halogen Traffic Advisor™ - DEDUCT	100.00
	DELTAC6	Delete TACTL6 from 16 Lamp LED or Halogen Traffic Advisor™ - DEDUCT	100.00

**Traffic Advisor™ Substitute Cables**, Replaces Standard Length Cables, Not for use in Sequence to Solid or Sequence On/Off Flash Patterns

	STA155	TA166AL5 - Substitute 55' Cable for Standard 51' Cable - ADD	85.00
	STA235	TAL65/TAM65 - Substitute 35' Cable for Standard 15' Cable - ADD	109.00
	STA245	TAL65/TAM65 - Substitute 45' Cable for Standard 15' Cable - ADD	159.00
	STA255	TAL65/TAM65 - Substitute 55' Cable for Standard 15' Cable - ADD	209.00
	STA335	TAL85/TAM85 - Substitute 35' Cable for Standard 15' Cable - ADD	109.00
	STA345	TAL85/TAM85 - Substitute 45' Cable for Standard 15' Cable - ADD	159.00
	STA355	TAL85/TAM85 - Substitute 55' Cable for Standard 15' Cable - ADD	209.00
	STA445	TA45B72 - Substitute 45' Cable for Standard 35' Cable - ADD	59.00
	STA455	TA45B72 - Substitute 55' Cable for Standard 35' Cable - ADD	109.00
	STA535	TAM63/TAM83/TAZ66/TAZ86 - Substitute 35' Cable for Standard 15' Cable - ADD	119.00
	STA545	TAM63/TAM83/TAZ66/TAZ86 - Substitute 45' Cable for Standard 15' Cable - ADD	179.00
	STA555	TAM63/TAM83/TAZ66/TAZ86 - Substitute 55' Cable for Standard 15' Cable - ADD	239.00
	STA635	TAD6/TAD8/TADP6/TADP8 - Substitute 35' Cable for Standard 15' Cable - ADD	69.00
	STA735	TADF6/TADF8 - Substitute 35' Cable for Standard 15' Cable - ADD	129.00
	STA745	TADF6/TADF8 - Substitute 45' Cable for Standard 15' Cable - ADD	189.00
	STA755	TADF6/TADF8 - Substitute 55' Cable for Standard 15' Cable - ADD	259.00
	STA835	TACF85/TANF65/TANF85 - Substitute 35' Cable for Standard 15' Cable - ADD	109.00
	STA845	TACF85/TANF65/TANF85 - Substitute 45' Cable for Standard 15' Cable - ADD	159.00
	STA855	TACF85/TANF65/TANF85 - Substitute 55' Cable for Standard 15' Cable - ADD	209.00
	STA935	TACF85**/TANF85** - Substitute 35' Cable for Standard 15' Cable - ADD	109.00
	STA945	TACF85**/TANF85** - Substitute 45' Cable for Standard 15' Cable - ADD	159.00
	STA955	TACF85**/TANF85** - Substitute 55' Cable for Standard 15' Cable - ADD	209.00

#### Tracer™ Series

**Tracer™ Series, Super-LED® Light Array**, SOLO™, DUO™ or TRIO™ Versions Available in a 1 to 6 Lamp Unit. Lighthead and mounting ordered as Separate Line items.

	TCRHS1	1 Lamp Housing and TCRL* SOLO™ Lighthead. "L" Bracket Mounting (2 Required) Purchased Separately	321.00
	TCRHS2	2 Lamp Housing and TCRL* SOLO™ Lighthead. "L" Bracket Mounting (3 Required) Purchased Separately	478.00
	TCRHS3	3 Lamp Housing and TCRL* SOLO™ Lighthead. "L" Bracket Mounting (4 Required) Purchased Separately	631.00
	TCRHS4	4 Lamp Housing and TCRL* SOLO™ Lighthead. "L" Bracket Mounting (5 Required) Purchased Separately	776.00
	TCRHS5	5 Lamp Housing and TCRL* SOLO™ Lighthead. "L" Bracket Mounting (6 Required) or Vehicle Specific Mounting Purchased Separately	938.00
	TCRHS6	6 Lamp Housing and TCRL* SOLO™ Lighthead. "L" Bracket Mounting (7 Required) or Vehicle Specific Mounting Purchased Separately	1091.00
	TCRL*	SOLO™ Lighthead, Red, Blue, Amber, or White. No Charge When Ordered with the Appropriate Housing	
	TCRHD1	1 Lamp Housing and TCRL** DUO™ Lighthead. "L" Bracket Mounting (2 Required) Purchased Separately	367.00
	TCRHD2	2 Lamp Housing and TCRL** DUO™ Lighthead. "L" Bracket Mounting (3 Required) Purchased Separately	570.00
	TCRHD3	3 Lamp Housing and TCRL** DUO™ Lighthead. "L" Bracket Mounting (4 Required) Purchased Separately	767.00
	TCRHD4	4 Lamp Housing and TCRL** DUO™ Lighthead. "L" Bracket Mounting (5 Required) Purchased Separately	958.00
	TCRHD5	5 Lamp Housing and TCRL** DUO™ Lighthead. "L" Bracket Mounting (6 Required) or Vehicle Specific Mounting Purchased Separately	1163.00
	TCRHD6	6 Lamp Housing and TCRL** DUO™ Lighthead. "L" Bracket Mounting (7 Required) or Vehicle Specific Mounting Purchased Separately	1359.00




All models are 12 Volt D.C. only unless otherwise noted above. For other voltages contact factory.




\* Replace symbol in model number with letter indicating lens color or LED color desired: **A** = Amber; **B** = Blue; **C** = Clear/White; **R** = Red; **G** = Green

# Replace symbol in model number with letter indicating SPLIT lens or LED color desired: **D** = Red/Clear or White; **E** = Blue/Clear or White; **F** = Amber/Clear or White; **H** = Green/Clear or White; **J** = Red/Blue; **K** = Red/Amber; **L** = Red/Green; **M** = Blue/Amber † (to be discontinued, check availability) ‡ NCNR (special order, check availability, non-cancelable, non-returnable) ! Indicate length desired: 5 foot, 6 foot, 7 foot or 8 foot \$ Indicates Lower Price

**⚠ WARNING:** These products may contain chemicals known to the State of California to cause cancer and birth defects or other reproductive harm.

For more information, visit [www.whelen.com/regulatory](http://www.whelen.com/regulatory).

↓  - NCNR (special order, non-cancelable, non-returnable, check availability). See "Made-To-Order" Statement on Table of Contents Page of this Price List.

MODEL	DESCRIPTION	LIST
TCRL**	DUO™ Lighthouse, Red, Blue, Amber and/or White. No Charge When Ordered with the Appropriate Housing	
TCRHT1	1 Lamp Housing and TCRL*** TRIO™ Lighthouse. "L" Bracket Mounting (2 Required) Purchased Separately	414.00
TCRHT2	2 Lamp Housing and TCRL*** TRIO™ Lighthouses. "L" Bracket Mounting (3 Required) Purchased Separately	661.00
TCRHT3	3 Lamp Housing and TCRL*** TRIO™ Lighthouses. "L" Bracket Mounting (4 Required) Purchased Separately	902.00
TCRHT4	4 Lamp Housing and TCRL*** TRIO™ Lighthouses. "L" Bracket Mounting (5 Required) Purchased Separately	1137.00
TCRHT5	5 Lamp Housing and TCRL*** TRIO™ Lighthouses. "L" Bracket Mounting (6 Required) or Vehicle Specific Mounting Purchased Separately	1387.00
TCRHT6	6 Lamp Housing and TCRL*** TRIO™ Lighthouses. "L" Bracket Mounting (7 Required) or Vehicle Specific Mounting Purchased Separately	1627.00
TCRLRBC	TRIO™ Lighthouse, Red/Blue/White. No Charge When Ordered with the Appropriate Housing	
TCRLRBA	TRIO™ Lighthouse, Red/Blue/Amber. No Charge When Ordered with the Appropriate Housing	
<b>Options for Tracer™ Series, All SUVs and Pick Up Trucks must have Factory Running Boards.</b>		
TCRB35	<b>NEW</b> 2015-2020 Dodge Charger Mounting Kit, for 5 Lamp Tracer™, Each	39.00
TCRB44	2015-2018 Dodge Durango, Running Board Mounting Kit, for 5 Lamp Tracer™, Each	40.00
TCRB42	2015-2018 Ram 1500 Crew Cab and Ram 1500 Classic Crew Cab, 2019, Running Board Mounting Kit, for 6 Lamp Tracer™, Each	48.00
TCRB49	<b>NEW</b> 2019-2020 Chevy Silverado 1500 Crew Cab, Running Board Mounting Kit, for 6 Lamp Tracer™, Each	48.00
 TCRB45A	2015-2018 Chevy Silverado 1500 Crew Cab, Running Board Mounting Kit, for 6 Lamp Tracer™, Each	75.00
TCRB45	2009-2020 Chevy Tahoe Running Board Mounting Kit, for 5 Lamp Tracer™, Each	48.00
TCRB47	2015-2020 Ford F-150 SuperCrew, 2017-2020 Ford F-250/F-350 Crew Cab and 2018-2020 Ford Expedition SSV, Running Board Mounting Kit, for 6 Lamp Tracer™, Each	85.00
 TCRB39	† 2015-2016 Ford F-250/F-350 Crew Cab, Running Board Mounting Kit, for 6 Lamp Tracer™, Each	39.00
 TCRB34	2013-2019 Ford Police Interceptor Utility Running Board Mounting Kit, for 5 Lamp Tracer™, Each	40.00
TCRB50	<b>NEW</b> 2020 Ford Police Interceptor Utility Running Board Mounting Kit, for 5 or 6 Lamp Tracer™, Each	40.00
TCRLBKT	1 "L" Bracket and Hardware, See Tracer™ Description for Quantity Required	10.50
TCRLBKT1	1 Single Mounting Bracket and Hardware for Front or Rear Mounting of the Tracer™ Series Under a Lightbar. See Tracer Description for Quantity Required. NOTE: Tracer length will Depend on Lightbar Length and Placement of Mounting Feet. Not for Use with Low Profile Mounting Feet.	10.50
TCRLBKT2	1 Dual Mounting Bracket and Hardware for Front and Rear Mounting of the Tracer™ Series Under a Lightbar. See Tracer Description for Quantity Required. NOTE: Tracer Length will Depend on Lightbar Length and Placement of Mounting Feet. Not for Use with Low Profile Mounting Feet.	10.50



**Century™ Series Mini Lightbars**

**Century™ Series LED Mini Lightbars with Aluminum Base with Color Outer Dome, Unless Specified**

MC11P*	11", Permanent Mount, Amber, Blue or Red	369.00
MC11M*	11", Magnetic Mount, Amber, Blue or Red	394.00
MC11S*	11", Stud Mount, Amber, Blue or Red	361.00
MC16P*	16", Permanent Mount, Amber, Blue or Red	403.00
MC16M*	16", Magnetic Mount, Amber, Blue or Red	455.00
MC16V*	16", Magnetic/Suction Mount, Amber, Blue or Red	450.00
MC16S*	16", Stud Mount, Amber, Blue or Red	412.00
MC16PJ	16", Permanent Mount, Driver Side Red, Passenger Side Blue with Clear Dome	403.00
MC16MJ	16", Magnetic Mount, Driver Side Red, Passenger Side Blue with Clear Dome	455.00
MC16VJ	16", Magnetic/Suction Mount, Driver Side Red, Passenger Side Blue with Clear Dome	450.00
MC16SJ	16", Stud Mount, Driver Side Red, Passenger Side Blue with Clear Dome	402.00
MC16PF	16", Permanent Mount, Driver Side Amber, Passenger Side White with Clear Dome	403.00
MC16MF	16", Magnetic Mount, Driver Side Amber, Passenger Side White with Clear Dome	441.00
MC16VF	16", Magnetic/Suction Mount, Driver Side Amber, Passenger Side White with Clear Dome	434.00
MC16SF	16", Stud Mount, Driver Side Amber, Passenger Side White with Clear Dome	402.00
MC23P*	23", Permanent Mount, Amber, Blue or Red	567.00
MC23M*	23", Magnetic Mount, Amber, Blue or Red	607.00
MC23V*	23", Magnetic/Suction Mount, Amber, Blue or Red	612.00
MC23S*	23", Stud Mount, Amber, Blue or Red	592.00





### Mini Legacy™, Super-LED® Series Lightbars

**Mini Legacy™ GT9 Series Lightbars**, 19.31" Long, Includes Four Linear Super-LED® Corner Modules

GT9****P	Permanent Mount with 15' Cable, Amber, Blue, Red and/or White	1359.00
GT9****M	Magnetic Mount with Cigar Cord, Amber, Blue, Red and/or White	1359.00
GT9****V	Magnetic/Suction Mount with Cigar Cord, Amber, Blue, Red and/or White	1459.00
GSDS*	One Short Super-LED® Single Color Amber, Blue, Red or White	79.00
GTTS	Two Short Super-LED® Take-Down Lights, For Permanent Mount Only	148.00
GTA	Two Super-LED® Alley Lights, For Permanent Mount Only	148.00
GT TSA	Two Short Super-LED® Take-Down and Alley Lights, For Permanent Mount Only	285.00



### Mini Liberty™ II SOLO™, Super-LED® Series Lightbars

**Mini Liberty™ II IT9 Series Lightbars**, 19.31" Long, Includes Four Linear Super-LED® Corner Modules

IT9****P	Permanent Mount with 15' Cable, Amber, Blue, Red and/or White	1195.00
IT9****M	Magnetic Mount with Cigar Cord, Amber, Blue, Red or White	1195.00
IT9****V	Magnetic/Suction Mount with Cigar Cord, Amber, Blue, Red or White	1295.00
IWDS*	One Single Color Short 3 Super-LED® Lighthouse, Amber, Blue, Red or White	113.00
ITTS	Two Short Super-LED® Take-Down Lights, For Permanent Mount Only	148.00
ITA	Two Super-LED® Alley Lights, For Permanent Mount Only	148.00
IT TSA	Two Short Super-LED® Take-Down and Alley Lights, For Permanent Mount Only	285.00



### Mini Cenator® Super-LED® Series Lightbars

**Mini Cenator® SOLO™ CV Standard Current Series**, 24" Long, Includes Four Linear Super-LED® LIN6™ Corner Modules, Clear Dome.

CVM****P	Permanent Mount with 20' Cable, Red, Blue, Amber and/or White	799.00
CVM****M	Magnetic Mount with Cigar Cord, Red, Blue, Amber and/or White	735.00
CVM****V	Magnetic/Suction Mount with Cigar Cord, Red, Blue, Amber and/or White	780.00
CVA	Two Super-LED® Alley Lights, For Permanent Mount Only	139.00
CVTS	Two Super-LED® Take-Down Lights, For Permanent Mount Only	139.00
CV TSA	Two Super-LED® Take-Down and Two Alley Lights, For Permanent Mount Only	249.00
CDL*	One LIN6™ Module, Red, Blue, Amber or White	129.00
CDC*	One CON3™ Module, Red, Blue, Amber or White	99.00



### Responder® LP Series Mini Lightbars

Low Profile, Super-LED®. For Multiple Color Lightbars with Clear Outer Dome, Replace " \* " with an "S" and use Lighting Package R1\$\$\$00 for R1 Models and R2\$\$\$00 for R2 Models. Replace Symbol "\$" with the Number of Color LED Lighthoods Required (Maximum of Six). Order of Color is Red, Blue and Amber.

**Responder® LP Series Lightbars, Polycarbonate Base**, with Color Outer Dome Standard on Single Color Models.

R1LPP*	Six CON3™ Super-LED® Modules, Permanent Mount, Amber, Blue or Red	491.00
R1LPPF	Six CON3™ Super-LED® Modules, Permanent Mount, Driver Side Amber & Passenger Side White with Clear Dome	491.00
R1LPM*	Six CON3™ Super-LED® Modules, Magnetic Mount, Amber, Blue or Red	516.00
R1LPMF	Six CON3™ Super-LED® Modules, Magnetic Mount, Driver Side Amber & Passenger Side White with Clear Dome	516.00
R1LPV*	Six CON3™ Super-LED® Modules, Magnetic/Suction Mount, Amber, Blue or Red	539.00
R1LPVF	Six CON3™ Super-LED® Modules, Magnetic/Suction Mount, Driver Side Amber & Passenger Side White with Clear Dome	539.00
R2LPP*	Six LIN6™ Super-LED® Modules, Permanent Mount, Amber, Blue or Red	636.00
R2LPM*	Six LIN6™ Super-LED® Modules, Magnetic Mount, Amber, Blue or Red	659.00
R2LPV*	Six LIN6™ Super-LED® Modules, Magnetic/Suction Mount, Amber, Blue or Red	682.00



**Responder® LP Series Lightbars, Aluminum Base**, with Color Outer Dome Standard on Single Color Models.

R2LPHP*	Six LIN6™ Super-LED® Modules, Permanent Mount, Amber, Blue or Red	710.00
R2LPHM*	Six LIN6™ Super-LED® Modules, Magnetic Mount, Amber, Blue or Red	734.00
R2LPHV*	Six LIN6™ Super-LED® Modules, Magnetic/Suction Mount, Amber, Blue or Red	755.00
†† R2LPPA4	Six LIN6™ Super-LED® Modules, Permanent Mount, Amber, 24 VDC	636.00
†† R2LPMA4	Six LIN6™ Super-LED® Modules, Magnetic Mount, Amber, 24 VDC	659.00

**Responder® LP DUO™ Series Lightbars, Polycarbonate Base**, with Clear Outer Dome.

†† RDLPPAB	Six DUO™ Amber/Blue Super-LED® Modules, Permanent Mount	1132.00
------------	---	---------

**Options for Multi-Color Responder® LP Series**, Replace \$ with Number of Color LEDs Required (Maximum Six Modules). Order of colors is Red, Blue, Amber, For White Contact Factory For Pricing.

R1\$\$\$00	Six CON3™ Super-LED® Modules, Insert Color, No Charge When Ordered with R1 Split Color Models	
R2\$\$\$00	Six LIN6™ Super-LED® Modules, Insert Color, No Charge When Ordered with R2 Split Color Models	


All models are 12 Volt D.C. only unless otherwise noted above. For other voltages contact factory.

\* Replace symbol in model number with letter indicating lens color or LED color desired: **A** = Amber; **B** = Blue; **C** = Clear/White; **R** = Red; **G** = Green

# Replace symbol in model number with letter indicating SPLIT lens or LED color desired: **D** = Red/Clear or White; **E** = Blue/Clear or White; **F** = Amber/Clear or White; **H** = Green/Clear or White; **J** = Red/Blue; **K** = Red/Amber; **L** = Red/Green; **M** = Blue/Amber † (to be discontinued, check availability) †† NCNR (special order, check availability, non-cancelable, non-returnable) ! Indicate length desired: 5 foot, 6 foot, 7 foot or 8 foot \$ Indicates Lower Price

**⚠ WARNING:** These products may contain chemicals known to the State of California to cause cancer and birth defects or other reproductive harm.

For more information, visit [www.whelen.com/regulatory](http://www.whelen.com/regulatory).

↓  - NCNR (special order, non-cancelable, non-returnable, check availability). See "Made-To-Order" Statement on Table of Contents Page of this Price List.

MODEL	DESCRIPTION	LIST
-------	-------------	------

**Responder® HD Series Mini Lightbars**  
Heavy-Duty Rotating and Super-LED®.

**Responder® HD Series Lightbars**

R10HDP*	Six Super-LED® Modules, Amber, Blue or Red, Permanent Mount	1281.00
R10HDM*	Six Super-LED® Modules, Amber, Blue or Red, Magnetic Mount	1306.00
R10HDV*	Six Super-LED® Modules, Amber, Blue or Red, Magnetic/Suction Cup Mount	1329.00
RDXMM90	90 lb. Pull Magnetic Mount Kit with Cord & Plug	51.00
INSTLRDX	Installation of RDXMM90 on Permanent Mount RHD Series	14.00




**Mini Edge® Freedom® IV DYAD™ Series Lightbars**

**Mini Edge® Freedom® IV Super-LED® Series Lightbars**, 21.5" Long (Unless Specified), Includes Four Corner Linear-LED® Modules. First and Second "" for Driver Side Front and Passenger Side Rear and Third and Fourth "" for Driver Side Rear and Passenger Side Front. Clear Outer Domes with Clear Dividers. Multiple Flash Patterns with Passenger Side Cable Exit, Specify LED Color Placement at Time of Order.

F4M****P	Permanent Mount, Amber, Blue, Red and/or White	1485.00
F4M****M	Magnetic Mount, Amber, Blue, Red and/or White	1485.00
F4B****P	23.29" Long, with Center Section, Permanent Mount, Amber, Blue, Red and/or White	1689.00
F4M*0*0F	Two Front Corner Facing Linear-LED®s, Permanent Mount, Amber, Blue, Red and/or White	1012.00
F4G*0*0F	23.29" Long, Two Front Corner Facing Linear-LED®s, Pre-wired for GTT Center Mounted Emitter, Purchased Separately, Permanent Mount, Red or White	1216.00



**Options for Mini Edge® Freedom® IV Super-LED® Series Lightbars**, Up to Two Front and Two Rear Inboard Modules. Take Down and Alleys for Permanent Mount Only

F4DL*	One Single Color Long 12 Super-LED® Lighthouse, Amber, Blue, Red or White	237.00
F4MA3	Two 3-LED Super-LED® Alley Lights, Includes Harnesses	169.00
F4MA6	Two 6-LED Super-LED® Alley Lights, Includes Harnesses	223.00
F4MTL6	Two 6-LED Super-LED® Long Take Down Lights, Includes Harnesses	223.00
F4MTATL3	Two 3-LED Super-LED® Alley Lights and Two 6-LED Super-LED® Long Take Down Lights, Includes Harnesses	323.00
F4MTATL6	Two 6-LED Super-LED® Alley Lights and Two 6-LED Super-LED® Long Take Down Lights, Includes Harnesses	375.00
 795H	GTT Self-Contained Opticom™ IR LED Emitter, Factory Installed Only	2022.00
F4795H	Installation (Pre-wired) of 795H in a Mini Freedom® IV Lightbar, No Charge when Purchased with a 795H Emitter, Center Mount Option Only	
F4795HN	Installation (Pre-wired) of 795H in a Mini Freedom® IV Lightbar, Center Mount Option Only. For Customer Supplied Emitter.	85.00
F4MEND*	Color End Dome, For 21.5" Lightbar, When Purchased with a Lightbar, Add Each	29.00
F4MEND#	Color End Dome, For 21.5" Lightbar, with Clear Alley Window, When Purchased with a Lightbar, Add Each	29.00
F4MENDX	Smoked Dome for Mini Freedom® IV, When Purchased with a Lightbar, Add Each	10.50
F4DIVIDX	Smoked Divider, Add Each	10.50

**Mini Freedom® IV Rota-Beam™ Series Lightbars**

**Mini Freedom® IV Rota-Beam™ Super-LED® Series Lightbars**, 23.29" Long, First and Second "" for Driver Side Front and Passenger Side Rear and Third and Forth "" for Driver Side Rear and Passenger Side Front. Clear Outer Domes with Clear Dividers. Multiple Flash Patterns with Passenger Side Cable Exit

R4B****P	Amber, Blue or Red	2965.00
R4B*0*0P	Front Facing, Amber, Blue or Red	2132.00

**Mini Freedom® IV Rota-Beam™ Series Lightbars, Options**

F4RB*	One Super-LED® Rota-Beam™ Module, Amber, Blue, Red or White, for Inboard Front or Rear	416.00
F4RDL*	One Single Color Long 12 Super-LED® DYAD™ Lighthouse, Amber, Blue, Red or White	237.00
R4BFLASH	Flasher for Front or Rear F4D*s, Purchased Separately. Up to Two per Bar. Each Front or Rear Flasher Controls up to Two Lights, for a Total of Four	104.00
R4BA3	Two 3-LED Super-LED® Alley Lights, Includes Harnesses	169.00
R4BA6	Two 6-LED Super-LED® Alley Lights, Includes Harnesses	223.00
F4RWA*	One Single Color Short 6 Super-LED® DYAD™ Lighthouse, Warning for Alley Light Position, Amber, Blue, Red or White	167.00
R4BTL6	Two 6-LED Super-LED® Long Take Down Lights, Includes Harnesses	223.00
 795H	GTT Self-Contained Opticom™ IR LED Emitter, Factory Installed Only	2022.00
R4B795H	Installation (Pre-wired) of 795H in a Mini Freedom® IV Rota-Beam™ Lightbar, No Charge when Purchased with a 795H Emitter, Center Mount Option Only	
R4B795HN	Installation (Pre-wired) of 795H in a Mini Freedom® IV Rota-Beam™ Lightbar, Center Mount Option Only. For Customer Supplied Emitter.	85.00



R4BEND*	Color End Dome for 23.29" Lightbar with Center Section Only, When Purchased with a Lightbar, Add Each	29.00
R4BEND#	Color End Dome with Clear Alley Window, for 23.29" Lightbar with Center Section Only, When Purchased with a Lightbar, Add Each	29.00
R4BENDX	Smoked Dome for 23.29" Lightbar with Center Section Only, When Purchased with Lightbar, Add Each	10.50
F4DIVIDX	Smoked Divider, Add Each	10.50

#### Mini Justice® Series

**Mini Justice® JY Series**, Includes Four Linear6™ Corner Modules. Permanent Mount Models with 15' Cable.

MJY****P	Permanent Mount, Amber, Blue, Red and/or White	865.00
MJY****M	Magnetic Mount, Amber, Blue, Red and/or White	740.00
MJY****V	Magnetic/Suction Mount, Amber, Blue, Red and/or White	784.00
<b>Options for Mini Justice® Series</b> , Take-Down and Alley Lights for Permanent Mount Models Only.		
JDC*	One CON3™, Amber, Blue, Red or White	104.00
JDH*	One LTR3™, Red, Blue and/or Amber. Only for use with Take-Down Lights	104.00
MJTDALL1	Four LR11 Super-LED®'s, Two Steady-Burn Take-Down and Two Steady-Burn Alley Lights with 15° Horizontal Adjustment. For Permanent Models Only	285.00



#### QuickFit, Bolt-On Mounting Platform Series

Black or White Powder Coated Steel or Aluminum Housing (For use with Whelen® Beacons, Responder® LP/HD's, Mini Century™, Mini Liberty™ II and Mini Legacy™, Mini Liberty™ II and Mini Legacy™ Requires MK9S Mounting.)

#### QuickFit, Bolt-On Mounting Platform Series

QFFORD1	Ford F-150 2015-2020 and F-250/F-350 Super Duty, 2017-2020, Black Powder Coated Aluminum Housing (Not for Use with Magnetic Mount Lights)	370.00
QFFORD1W	Ford F-150 2015-2020 and F-250/F-350 Super Duty, 2017-2020, White Powder Coated Aluminum Housing (Not for Use with Magnetic Mount Lights)	370.00
QFFORD1S	Ford F-150 2015-2020 and F-250/F-350 Super Duty, 2017-2020, Black Powder Coated Steel Housing (Will work with Magnetic Mount Lights)	370.00
QFFRD1SW	Ford F-150 2015-2020 and F-250/F-350 Super Duty, 2017-2020, White Powder Coated Steel Housing (Will work with Magnetic Mount Lights)	370.00
QFGM1	Chevy Silverado 1500/2500/3500, 2016-2018, Black Powder Coated Aluminum Housing (Not for Use with Magnetic Mount Lights)	370.00
QFGM1W	Chevy Silverado 1500/2500/3500, 2016-2018, White Powder Coated Aluminum Housing (Not for Use with Magnetic Mount Lights)	370.00
QFGM1S	Chevy Silverado 1500/2500/3500, 2016-2018, Black Powder Coated Steel Housing (Will work with Magnetic Mount Lights)	370.00
QFGM1SW	Chevy Silverado 1500/2500/3500, 2016-2018, White Powder Coated Steel Housing (Will work with Magnetic Mount Lights)	370.00
QFRAM1	Ram 1500 2016-2018, Black Powder Coated Aluminum Housing (Not for Use with Magnetic Mount Lights)	370.00
QFRAM1W	Ram 1500 2016-2018, White Powder Coated Aluminum Housing (Not for Use with Magnetic Mount Lights)	370.00
QFRAM1S	Ram 1500 2016-2018, Black Powder Coated Steel Housing (Will work with Magnetic Mount Lights)	370.00
QFRAM1SW	Ram 1500 2016-2018, White Powder Coated Steel Housing (Will work with Magnetic Mount Lights)	370.00
QFRAM2	<b>NEW</b> Ram 1500 Classic, 2019, Black Powder Coated Aluminum Housing (Not for Use with Magnetic Mount Lights)	370.00
QFRAM2W	<b>NEW</b> Ram 1500 Classic, 2019, White Powder Coated Aluminum Housing (Not for Use with Magnetic Mount Lights)	370.00
QFRAM2S	<b>NEW</b> Ram 1500 Classic, 2019, Black Powder Coated Steel Housing (Will work with Magnetic Mount Lights)	370.00
QFRAM2SW	<b>NEW</b> Ram 1500 Classic, 2019, White Powder Coated Steel Housing (Will work with Magnetic Mount Lights)	370.00



#### Inner Edge® FST™ Series

Extra Low Profile Interior Lightbars, Includes Proclera® Silicone Optic Technology and Mounting Hardware.


**Inner Edge® FST™ WeCan®, SOLO™, DUO™ and TRIO™**, Low Profile Series Lightbars, Upper Front Series with Proclera® Silicone Optics, Low Power, Scan-Lock™ Flash Patterns and Mounting Kit. (Additional Charge for DUO™ and TRIO™ Lighthead)


ISFW495	Chevy Silverado 1500, 2019-2020, Five Lamps, Upper Front Passenger Side Unit Only, with One LED Flashing/Take-Down	699.00
ISFW496	Chevy Silverado 1500, 2019-2020, Six Lamps, Upper Front Passenger Side Unit Only (No Take-Down)	699.00
ISFW49Z	Chevy Silverado 1500, 2019-2020, Ten Lamps, Upper Front Two Piece Unit, Individual Driver and Passenger Side Units, with Two LED Flashing/Take-Downs	1136.00




All models are 12 Volt D.C. only unless otherwise noted above. For other voltages contact factory.

\* Replace symbol in model number with letter indicating lens color or LED color desired: **A** = Amber; **B** = Blue; **C** = Clear/White; **R** = Red; **G** = Green

# Replace symbol in model number with letter indicating SPLIT lens or LED color desired: **D** = Red/Clear or White; **E** = Blue/Clear or White; **F** = Amber/Clear or White; **H** = Green/Clear or White; **J** = Red/Blue; **K** = Red/Amber; **L** = Red/Green; **M** = Blue/Amber † (to be discontinued, check availability)  NCNR (special order, check availability, non-cancelable, non-returnable) ! Indicate length desired: 5 foot, 6 foot, 7 foot or 8 foot \$ Indicates Lower Price

 **WARNING:** These products may contain chemicals known to the State of California to cause cancer and birth defects or other reproductive harm.

For more information, visit [www.whelen.com/regulatory](http://www.whelen.com/regulatory).

↓  - NCNR (special order, non-cancelable, non-returnable, check availability). See "Made-To-Order" Statement on Table of Contents Page of this Price List.

MODEL	DESCRIPTION	LIST
ISFW49X	Chevy Silverado 1500, 2019-2020, Twelve Lamps, Upper Front Two Piece Unit, Individual Driver and Passenger Side Units (No Take-Downs)	1136.00
ISFW455	Chevy Tahoe/Suburban, 2017-2020, Chevy Silverado-1500/2500/3500, 2017-2018, Five Lamps, Upper Front Passenger Side Unit Only, with One LED Flashing/Take-Down	699.00
ISFW456	Chevy Tahoe/Suburban, 2017-2020, Chevy Silverado-1500/2500/3500, 2017-2018, Six Lamps, Upper Front Passenger Side Unit Only (No Take-Down)	699.00
ISFW45Z	Chevy Tahoe/Suburban, 2017-2020, Chevy Silverado-1500/2500/3500, 2017-2018, Ten Lamps, Upper Front Two Piece Unit, Individual Driver and Passenger Side Units, with Two LED Flashing/Take-Downs	1136.00
ISFW45X	Chevy Tahoe/Suburban, 2017-2020, Chevy Silverado-1500/2500/3500, 2017-2018, Twelve Lamps, Upper Front Two Piece Unit, Individual Driver and Passenger Side Units (No Take-Downs)	1136.00
ISFW354	<b>NEW</b> Dodge Charger, 2018-2020, Four Lamps, Upper Front Passenger Side Unit Only, with One LED Flashing/Take-Down	669.00
ISFW355A	<b>NEW</b> Dodge Charger, 2018-2020, Five Lamps, Upper Front Passenger Side Unit Only (No Take-Down)	669.00
ISFW358	<b>NEW</b> Dodge Charger, 2018-2020, Eight Lamps, Upper Front Two Piece Unit, Individual Driver and Passenger Side Units, with Two LED Flashing/Take-Downs (Ten Lights Total)	1106.00
ISFW35ZA	<b>NEW</b> Dodge Charger, 2018-2020, Ten Lamps, Upper Front Two Piece Unit, Individual Driver and Passenger Side Units (No Take-Downs) (Ten Lights Total)	1106.00
ISFW444	<b>NEW</b> Dodge Durango, 2018-2020, Four Lamps, Upper Front Passenger Side Unit Only, with One LED Flashing/Take-Down	669.00
ISFW445	<b>NEW</b> Dodge Durango, 2018-2020, Five Lamps, Upper Front Passenger Side Unit Only (No Take-Down)	669.00
ISFW448	<b>NEW</b> Dodge Durango, 2018-2020, Eight Lamps, Upper Front Two Piece Unit, Individual Driver and Passenger Side Units, with Two LED Flashing/Take-Down (Ten Lights Total)	1106.00
ISFW44Z	<b>NEW</b> Dodge Durango, 2018-2020, Ten Lamps, Upper Front Two Piece Unit, Individual Driver and Passenger Side Units (No Take-Downs) (Ten Lights Total)	1106.00
ISFW425	Ram 1500, 2018 and Ram 1500 Classic, 2019, Five Lamps, Upper Front Passenger Side Unit Only, with One LED Flashing/Take-Down	699.00
ISFW426	Ram 1500, 2018 and Ram 1500 Classic, 2019, Six Lamps, Upper Front Passenger Side Unit Only (No Take-Down)	699.00
ISFW42Z	Ram 1500, 2018 and Ram 1500 Classic, 2019, Ten Lamps, Upper Front Two Piece Unit, Individual Driver and Passenger Side Units, with Two LED Flashing/Take-Downs	1136.00
ISFW42X	Ram 1500, 2018 and Ram 1500 Classic, 2019, Twelve Lamps, Upper Front Two Piece Unit, Individual Driver and Passenger Side Units (No Take-Downs)	1136.00
 ISFW345	Ford Police Interceptor Utility, 2016-2019, Five Lamps, Upper Front Passenger Side Unit Only, with One LED Flashing/Take-Down	699.00
 ISFW346	Ford Police Interceptor Utility, 2016-2019, Six Lamps, Upper Front Passenger Side Unit Only (No Take-Down)	699.00
 ISFW34Z	Ford Police Interceptor Utility, 2016-2019, Ten Lamps, Upper Front Two Piece Unit, Individual Driver and Passenger Side Units, with Two LED Flashing/Take-Downs	1136.00
 ISFW34X	Ford Police Interceptor Utility, 2016-2019, Twelve Lamps, Upper Front Two Piece Unit, Individual Driver and Passenger Side Units (No Take-Downs)	1136.00
ISFW504	<b>NEW</b> Ford Police Interceptor Utility, 2020, Four Lamps, Upper Front Passenger Side Unit Only, with One LED Flashing/Take-Down (Works with Factory Option 76P)	669.00
ISFW505	<b>NEW</b> Ford Police Interceptor Utility, 2020, Five Lamps, Upper Front Passenger Side Unit Only (No Take-Down) (Works with Factory Option 76P)	669.00
ISFW508	<b>NEW</b> Ford Police Interceptor Utility, 2020, Eight Lamps, Upper Front Two Piece Unit, Individual Driver and Passenger Side Units, with Two LED Flashing/Take-Downs (Ten Lights Total) (Works with Factory Option 76P)	1106.00
ISFW50Z	<b>NEW</b> Ford Police Interceptor Utility, 2020, Ten Lamps, Upper Front Two Piece Unit, Individual Driver and Passenger Side Units (No Take-Downs) (Ten Lights Total) (Works with Factory Option 76P)	1106.00
ISFW474	Ford F-150/F-250/F-350, 2017-2020, Four Lamps, Upper Front Passenger Side Unit Only, with One LED Flashing/Take-Down	669.00
ISFW475	Ford F-150/F-250/F-350, 2017-2020, Five Lamps, Upper Front Passenger Side Unit Only (No Take-Down)	669.00
ISFW478	Ford F-150/F-250/F-350, 2017-2020, Eight Lamps, Upper Front Two Piece Unit, Individual Driver and Passenger Side Units, with Two LED Flashing/Take-Downs (Ten Lights Total)	1106.00
ISFW47Z	Ford F-150/F-250/F-350, 2017-2020, Ten Lamps, Upper Front Two Piece Unit, Individual Driver and Passenger Side Units (No Take-Downs) (Ten Lights Total)	1106.00
ISFW485	Ford Expedition, 2018-2020, Five Lamps, Upper Front Passenger Side Unit Only, with One LED Flashing/Take-Down	699.00
ISFW486	Ford Expedition, 2018-2020, Six Lamps, Upper Front Passenger Side Unit Only (No Take-Down)	699.00

37  **WARNING:** These products may contain chemicals known to the State of California to cause cancer and birth defects or other reproductive harm. For more information, visit [www.whelen.com/regulatory](http://www.whelen.com/regulatory).



ISFW48Z	Ford Expedition, 2018-2020, Ten Lamps, Upper Front Two Piece Unit, Individual Driver and Passenger Side Units, with Two LED Flashing/Take-Downs	1136.00
ISFW48X	Ford Expedition, 2018-2020, Twelve Lamps, Upper Front Two Piece Unit, Individual Driver and Passenger Side Units (No Take-Downs)	1136.00
ISFW434	Ford Fusion, 2017-2019, Four Lamps, Upper Front Passenger Side Unit Only, with One LED Flashing/Take-Down	669.00
ISFW435	Ford Fusion, 2017-2019, Five Lamps, Upper Front Passenger Side Unit Only (No Take-Down)	669.00
ISFW438	Ford Fusion, 2017-2019, Eight Lamps, Upper Front Two Piece Unit, Individual Driver and Passenger Side Units, with Two LED Flashing/Take-Downs (Ten Lights Total)	1106.00
ISFW43Z	Ford Fusion, 2017-2019, Ten Lamps, Upper Front Two Piece Unit, Individual Driver and Passenger Side Units (No Take-Downs) (Ten Lights Total)	1106.00
ISS*	One SOLO™ Lighthouse for FST™ and RST™ Series, No Charge When Ordered with Inner Edge®	
ISD#	One DUO™ Lighthouse for FST™ and RST™, For WeCanX™ and WeCan® Series Only, Price Available When Ordered with Inner Edge®	48.00
ISTRBA	One TRIO™ Lighthouse, Red/Blue/Amber, For WeCanX™ and WeCan® Series Only, Price Available When Ordered with Inner Edge®	96.00
ISTRCA	One TRIO™ Lighthouse, Red/White/Amber, For WeCanX™ and WeCan® Series Only, Price Available When Ordered with Inner Edge®	96.00
ISTBCA	One TRIO™ Lighthouse, Blue/White/Amber, For WeCanX™ and WeCan® Series Only, Price Available When Ordered with Inner Edge®	96.00
ISTRBC	One TRIO™ Lighthouse, Red/Blue/White, For WeCanX™ and WeCan® Series Only, Price Available When Ordered with Inner Edge®	96.00
DELWCCP	Delete WeCan® Control Point (DEDUCT)	39.00


**Inner Edge® FST™ Low Current Switching SOLO™**, Low Profile Series Lightbars, Upper Front Series with Proclera® Silicone Optics, Low Power, Scan-Lock™ Flash Patterns and Mounting Kit.


ISFL495	Chevy Silverado 1500, 2019-2020, Five Lamps, Upper Front Passenger Side Unit Only, with One LED Flashing/Take-Down	599.00
ISFL496	Chevy Silverado 1500, 2019-2020, Six Lamps, Upper Front Passenger Side Unit Only (No Take-Down)	599.00
ISFL49Z	Chevy Silverado 1500, 2019-2020, Ten Lamps, Upper Front Two Piece Unit, Individual Driver and Passenger Side Units, with Two LED Flashing/Take-Downs	1036.00
ISFL49X	Chevy Silverado 1500, 2019-2020, Twelve Lamps, Upper Front Two Piece Unit, Individual Driver and Passenger Side Units (No Take-Downs)	1036.00
ISFL455	Chevy Tahoe/Suburban, 2017-2020, Chevy Silverado-1500/2500/3500, 2017-2018, Five Lamps, Upper Front Passenger Side Unit Only, with One LED Flashing/Take-Down	599.00
ISFL456	Chevy Tahoe/Suburban, 2017-2020, Chevy Silverado-1500/2500/3500, 2017-2018, Six Lamps, Upper Front Passenger Side Unit Only (No Take-Down)	599.00
ISFL45Z	Chevy Tahoe/Suburban, 2017-2020, Chevy Silverado-1500/2500/3500, 2017-2018, Ten Lamps, Upper Front Two Piece Unit, Individual Driver and Passenger Side Units, with Two LED Flashing/Take-Downs	1036.00
ISFL45X	Chevy Tahoe/Suburban, 2017-2020, Chevy Silverado-1500/2500/3500, 2017-2018, Twelve Lamps, Upper Front Two Piece Unit, Individual Driver and Passenger Side Units (No Take-Downs)	1036.00
ISFL354	<b>NEW</b> Dodge Charger, 2018-2020, Four Lamps, Upper Front Passenger Side Unit Only, with One LED Flashing/Take-Down	569.00
ISFL355A	<b>NEW</b> Dodge Charger, 2018-2020, Five Lamps, Upper Front Passenger Side Unit Only (No Take-Down)	569.00
ISFL358	<b>NEW</b> Dodge Charger, 2018-2020, Eight Lamps, Upper Front Two Piece Unit, Individual Driver and Passenger Side Units, with Two LED Flashing/Take-Downs (Ten Lights Total)	976.00
ISFL35ZA	<b>NEW</b> Dodge Charger, 2018-2020, Ten Lamps, Upper Front Two Piece Unit, Individual Driver and Passenger Side Units (No Take-Downs) (Ten Lights Total)	976.00
ISFL444	<b>NEW</b> Dodge Durango, 2018-2020, Four Lamps, Upper Front Passenger Side Unit Only, with One LED Flashing/Take-Down	569.00
ISFL445	<b>NEW</b> Dodge Durango, 2018-2020, Five Lamps, Upper Front Passenger Side Unit Only (No Take-Down)	569.00
ISFL448	<b>NEW</b> Dodge Durango, 2018-2020, Eight Lamps, Upper Front Two Piece Unit, Individual Driver and Passenger Side Units, with Two LED Flashing/Take-Down (Ten Lights Total)	976.00
ISFL44Z	<b>NEW</b> Dodge Durango, 2018-2020, Ten Lamps, Upper Front Two Piece Unit, Individual Driver and Passenger Side Units (No Take-Downs) (Ten Lights Total)	976.00
ISFL425	Ram 1500, 2018 and Ram 1500 Classic, 2019, Five Lamps, Upper Front Passenger Side Unit Only, with One LED Flashing/Take-Down	599.00
ISFL426	Ram 1500, 2018 and Ram 1500 Classic, 2019, Six Lamps, Upper Front Passenger Side Unit Only (No Take-Down)	599.00
ISFL42Z	Ram 1500, 2018 and Ram 1500 Classic, 2019, Ten Lamps, Upper Front Two Piece Unit, Individual Driver and Passenger Side Units, with Two LED Flashing/Take-Downs	1036.00
ISFL42X	Ram 1500, 2018 and Ram 1500 Classic, 2019, Twelve Lamps, Upper Front Two Piece Unit, Individual Driver and Passenger Side Units (No Take-Downs)	1036.00



All models are 12 Volt D.C. only unless otherwise noted above. For other voltages contact factory.

\* Replace symbol in model number with letter indicating lens color or LED color desired: **A** = Amber; **B** = Blue; **C** = Clear/White; **R** = Red; **G** = Green

# Replace symbol in model number with letter indicating SPLIT lens or LED color desired: **D** = Red/Clear or White; **E** = Blue/Clear or White; **F** = Amber/Clear or White; **H** = Green/Clear or White; **J** = Red/Blue; **K** = Red/Amber; **L** = Red/Green; **M** = Blue/Amber † (to be discontinued, check availability)  NCNR (special order, check availability, non-cancelable, non-returnable) ! Indicate length desired: 5 foot, 6 foot, 7 foot or 8 foot \$ Indicates Lower Price

 **WARNING:** These products may contain chemicals known to the State of California to cause cancer and birth defects or other reproductive harm.

For more information, visit [www.whelen.com/regulatory](http://www.whelen.com/regulatory).

↓ †† - NCNR (special order, non-cancelable, non-returnable, check availability). See "Made-To-Order" Statement on Table of Contents Page of this Price List.

MODEL	DESCRIPTION	LIST
†† ISFL345	Ford Police Interceptor Utility, 2016-2019, Five Lamps, Upper Front Passenger Side Unit Only, with One LED Flashing/Take-Down	599.00
†† ISFL346	Ford Police Interceptor Utility, 2016-2019, Six Lamps, Upper Front Passenger Side Unit Only (No Take-Down)	599.00
†† ISFL34Z	Ford Police Interceptor Utility, 2016-2019, Ten Lamps, Upper Front Two Piece Unit, Individual Driver and Passenger Side Units, with Two LED Flashing/Take-Downs	1036.00
†† ISFL34X	Ford Police Interceptor Utility, 2016-2019, Twelve Lamps, Upper Front Two Piece Unit, Individual Driver and Passenger Side Units (No Take-Downs)	1036.00
ISFL504	<b>NEW</b> Ford Police Interceptor Utility, 2020, Four Lamps, Upper Front Passenger Side Unit Only, with One LED Flashing/Take-Down (Works with Factory Option 76P)	569.00
ISFL505	<b>NEW</b> Ford Police Interceptor Utility, 2020, Five Lamps, Upper Front Passenger Side Unit Only (No Take-Down) (Works with Factory Option 76P)	569.00
ISFL508	<b>NEW</b> Ford Police Interceptor Utility, 2020, Eight Lamps, Upper Front Two Piece Unit, Individual Driver and Passenger Side Units, with Two LED Flashing/Take-Downs (Ten Lights Total) (Works with Factory Option 76P)	976.00
ISFL50Z	<b>NEW</b> Ford Police Interceptor Utility, 2020, Ten Lamps, Upper Front Two Piece Unit, Individual Driver and Passenger Side Units (No Take-Downs) (Ten Lights Total) (Works with Factory Option 76P)	976.00
ISFL474	Ford F-150/F-250/F-350, 2017-2020, Four Lamps, Upper Front Passenger Side Unit Only, with One LED Flashing/Take-Down	569.00
ISFL475	Ford F-150/F-250/F-350, 2017-2020, Five Lamps, Upper Front Passenger Side Unit Only (No Take-Down)	569.00
ISFL478	Ford F-150/F-250/F-350, 2017-2020, Eight Lamps, Upper Front Two Piece Unit, Individual Driver and Passenger Side Units, with Two LED Flashing/Take-Downs (Ten Lights Total)	976.00
ISFL47Z	Ford F-150/F-250/F-350, 2017-2020, Ten Lamps, Upper Front Two Piece Unit, Individual Driver and Passenger Side Units (No Take-Downs) (Ten Lights Total)	976.00
ISFL485	Ford Expedition, 2018-2020, Five Lamps, Upper Front Passenger Side Unit Only, with One LED Flashing/Take-Down	599.00
ISFL486	Ford Expedition, 2018-2020, Six Lamps, Upper Front Passenger Side Unit Only (No Take-Down)	599.00
ISFL48Z	Ford Expedition, 2018-2020, Ten Lamps, Upper Front Two Piece Unit, Individual Driver and Passenger Side Units, with Two LED Flashing/Take-Downs	1036.00
ISFL48X	Ford Expedition, 2018-2020, Twelve Lamps, Upper Front Two Piece Unit, Individual Driver and Passenger Side Units (No Take-Downs)	1036.00
ISFL434	Ford Fusion, 2017-2019, Four Lamps, Upper Front Passenger Side Unit Only, with One LED Flashing/Take-Down	569.00
ISFL435	Ford Fusion, 2017-2019, Five Lamps, Upper Front Passenger Side Unit Only (No Take-Down)	569.00
ISFL438	Ford Fusion, 2017-2019, Eight Lamps, Upper Front Two Piece Unit, Individual Driver and Passenger Side Units, with Two LED Flashing/Take-Downs (Ten Lights Total)	976.00
ISFL43Z	Ford Fusion, 2017-2019, Ten Lamps, Upper Front Two Piece Unit, Individual Driver and Passenger Side Units (No Take-Downs) (Ten Lights Total)	976.00
ISS*	One SOLO™ Lighthead for FST™ and RST™ Series, No Charge When Ordered with Inner Edge®	

**Inner Edge® XLP, Extra Low Profile Series Lightbars**

Interior Lightbar, Include Super-LED® Lightheads and Mounting Hardware.

**Inner Edge® XLP WeCan® DUO+™**, Extra Low Profile Series Lightbars, 6-LED Upper Front Series, Low Power, Scan-Lock™ Flash Patterns and Mounting Kit. Replace \$ with Number of DUO+™ Color LEDs Required, White is the Default Second Color. Order of colors is Red/White, Blue/White or Amber/White.

IW49UF6P	Chevy Silverado 1500, 2019-2020, Six 6-LED DUO™ Lamps, Upper Front Passenger Side Unit Only	1008.00
IW49UFX	Chevy Silverado 1500, 2019-2020, Twelve 6-LED DUO™ Lamps, Upper Front Unit, Two Piece, Individual Driver and Passenger Side Units	1804.00
IW45UF6P	Chevy Tahoe/Suburban, 2015-2020, Chevy Silverado-1500/2500/3500, 2014-2018, Six 6-LED DUO™ Lamps, Upper Front Passenger Side Unit Only	1008.00
IW45UFX	Chevy Tahoe/Suburban, 2015-2020, Chevy Silverado-1500/2500/3500, 2014-2018, Twelve 6-LED DUO™ Lamps, Upper Front Unit, Two Piece, Individual Driver and Passenger Side Units	1804.00
IW35UF6P	<b>NEW</b> Dodge Charger, 2011-2020, Six 6-LED DUO™ Lamps, Upper Front Passenger Side Unit Only	1008.00
IW35UFX	<b>NEW</b> Dodge Charger, 2011-2020, Twelve 6-LED DUO™ Lamps, Upper Front Two Piece Unit, Individual Driver and Passenger Side Units	1804.00
IW44UF6P	<b>NEW</b> Dodge Durango 2013-2020, Six 6-LED DUO™ Lamps, Upper Front Passenger Side Unit Only	1008.00
IW44UFX	<b>NEW</b> Dodge Durango 2013-2020, Twelve 6-LED DUO™ Lamps, Upper Front Two Piece Unit, Individual Driver and Passenger Side Units	1804.00



	IW42UF6P	Ram, 2011-2018 and Ram 1500 Classic, 2019, Six 6-LED DUO™ Lamps, Upper Front Passenger Side Unit Only	1008.00
	IW42UFX	Ram, 2011-2018 and Ram 1500 Classic, 2019, Twelve 6-LED DUO™ Lamps, Upper Front Two Piece Unit, Individual Driver and Passenger Side Units	1804.00
††	IW34UF6P	Ford Police Interceptor Utility, 2013-2019, Six 6-LED DUO™ Lamps, Upper Front Passenger Side Unit Only	1008.00
††	IW34UFX	Ford Police Interceptor Utility, 2013-2019, Twelve 6-LED DUO™ Lamps, Upper Front Two Piece Unit, Individual Driver and Passenger Side Units	1804.00
	IW50UF6P	<b>NEW</b> Ford Police Interceptor Utility, 2020, Six 6-LED DUO™ Lamps, Upper Front Passenger Side Unit Only (Works with Factory Option 76P)	1008.00
	IW50UFX	<b>NEW</b> Ford Police Interceptor Utility, 2020, Twelve 6-LED DUO™ Lamps, Upper Front Two Piece Unit, Individual Driver and Passenger Side Units (Works with Factory Option 76P)	1804.00
	IW47UF6P	Ford F-150, 2015-2020, Ford F-250/F-350, 2017-2020, Six 6-LED DUO™ Lamps, Upper Front Passenger Side Unit Only	1008.00
	IW47UFX	Ford F-150, 2015-2020, Ford F-250/F-350, 2017-2020, Twelve 6-LED DUO™ Lamps, Upper Front Two Piece Unit, Individual Driver and Passenger Side Units	1804.00
	IW43UF6P	Ford Fusion, 2013-2019, Six 6-LED DUO™ Lamps, Upper Front Passenger Side Unit Only	1008.00
	IW43UFX	Ford Fusion, 2013-2019, Twelve 6-LED DUO™ Lamps, Upper Front Two Piece Unit, Individual Driver and Passenger Side Units	1804.00
††	IW39UF6P	Ford F-250/F-350, 2012-2016, Six 6-LED DUO™ Lamps, Upper Front Passenger Side Unit Only	1008.00
††	IW39UFX	Ford F-250/F-350, 2012-2016, Twelve 6-LED DUO™ Lamps, Upper Front Two Piece Unit, Individual Driver and Passenger Side Units	1804.00
	IW48UF6P	Ford Expedition, 2018-2020, Six 6-LED DUO™ Lamps, Upper Front Passenger Side Unit Only	1008.00
	IW48UFX	Ford Expedition, 2018-2020, Twelve 6-LED DUO™ Lamps, Upper Front Unit, Two Piece, Individual Driver and Passenger Side Units	1804.00
	IWD\$\$\$00	Extra Low Profile 6-LED DUO™ Lamps, Replace \$ with Number of Each DUO™ Color lighthouse, No Charge When Ordered with Extra Low Profile DUO™ Inner Edge, Order of Colors is Red/White, Blue/White and Amber/White, Driver Side	
	IWP\$\$\$00	Extra Low Profile 6-LED DUO™ Lamps, Replace \$ with Number of Each DUO™ Color lighthouse, No Charge When Ordered with Extra Low Profile DUO™ Inner Edge, Order of Colors is Red/White, Blue/White and Amber/White, Passenger Side	

**Inner Edge® XLP Low Current, DUO+™**, Interior Lightbar, Include Super-LED® Lighthouses and Mounting Hardware. Inner Edge® XLP DUO+™, Extra Low Profile Series Lightbars, 6-LED Upper Front Series, Low Current Switching, Low Power, Scan-Lock™ Flash Patterns and Mounting Kit. Replace §§ with Number of DUO+™ Color LEDs Required, White is the Default Second Color. Order of colors is Red/White, Blue/White or Amber/White

	ID49UF6P	Chevy Silverado 1500, 2019-2020, Six 6-LED DUO™ Lamps, Upper Front Passenger Side Unit Only	902.00
	ID49UFX	Chevy Silverado 1500, 2019-2020, Twelve 6-LED DUO™ Lamps, Upper Front Unit, Two Piece, Individual Driver and Passenger Side Units	1698.00
	ID45UF6P	Chevy Tahoe/Suburban, 2015-2020, Chevy Silverado-1500/2500/3500, 2014-2018, Six 6-LED DUO™ Lamps, Upper Front Passenger Side Unit Only	902.00
	ID45UFX	Chevy Tahoe/Suburban, 2015-2020, Chevy Silverado-1500/2500/3500, 2014-2018, Twelve 6-LED DUO™ Lamps, Upper Front Unit, Two Piece, Individual Driver and Passenger Side Units	1698.00
	ID35UF6P	<b>NEW</b> Dodge Charger, 2011-2020, Six 6-LED DUO™ Lamps, Upper Front Passenger Side Unit Only	902.00
	ID35UFX	<b>NEW</b> Dodge Charger, 2011-2020, Twelve 6-LED DUO™ Lamps, Upper Front Two Piece Unit, Individual Driver and Passenger Side Units	1698.00
	ID44UF6P	<b>NEW</b> Dodge Durango, 2011-2020, Six 6-LED DUO™ Lamps, Upper Front Passenger Side Unit Only	902.00
	ID44UFX	<b>NEW</b> Dodge Durango, 2011-2020, Twelve 6-LED DUO™ Lamps, Upper Front Two Piece Unit, Individual Driver and Passenger Side Units	1698.00
	ID42UF6P	Ram 1500, 2011-2018 and Ram 1500 Classic, 2019, Six 6-LED DUO™ Lamps, Upper Front Passenger Side Unit Only	902.00
	ID42UFX	Ram 1500, 2011-2018 and Ram 1500 Classic, 2019, Twelve 6-LED DUO™ Lamps, Upper Front Two Piece Unit, Individual Driver and Passenger Side Units	1698.00
	ID50UF6P	<b>NEW</b> Ford Police Interceptor Utility, 2020, Six 6-LED DUO™ Lamps, Upper Front Passenger Side Unit Only (Works with Factory Option 76P)	902.00
	ID50UFX	<b>NEW</b> Ford Police Interceptor Utility, 2020, Twelve 6-LED DUO™ Lamps, Upper Front Two Piece Unit, Individual Driver and Passenger Side Units (Works with Factory Option 76P)	1698.00
††	ID34UF6P	Ford Police Interceptor Utility, 2013-2019, Six 6-LED DUO™ Lamps, Upper Front Passenger Side Unit Only	902.00
††	ID34UFX	Ford Police Interceptor Utility, 2013-2019, Twelve 6-LED DUO™ Lamps, Upper Front Two Piece Unit, Individual Driver and Passenger Side Units	1698.00
	ID47UF6P	Ford F-150, 2015-2020, Ford F-250/F-350, 2017-2020, Six 6-LED DUO™ Lamps, Upper Front Passenger Side Unit Only	902.00
	ID47UFX	Ford F-150, 2015-2020, Ford F-250/F-350, 2017-2020, Twelve 6-LED DUO™ Lamps, Upper Front Two Piece Unit, Individual Driver and Passenger Side Units	1698.00
	ID43UF6P	Ford Fusion, 2013-2019, Six 6-LED DUO™ Lamps, Upper Front Passenger Side Unit Only	902.00

All models are 12 Volt D.C. only unless otherwise noted above. For other voltages contact factory.

\* Replace symbol in model number with letter indicating lens color or LED color desired: **A** = Amber; **B** = Blue; **C** = Clear/White; **R** = Red; **G** = Green

# Replace symbol in model number with letter indicating SPLIT lens or LED color desired: **D** = Red/Clear or White; **E** = Blue/Clear or White; **F** = Amber/Clear or White; **H** = Green/Clear or White; **J** = Red/Blue; **K** = Red/Amber; **L** = Red/Green; **M** = Blue/Amber † (to be discontinued, check availability) †† NCNR (special order, check availability, non-cancelable, non-returnable) ! Indicate length desired: 5 foot, 6 foot, 7 foot or 8 foot \$ Indicates Lower Price

**⚠ WARNING:** These products may contain chemicals known to the State of California to cause cancer and birth defects or other reproductive harm.

For more information, visit [www.whelen.com/regulatory](http://www.whelen.com/regulatory).

↓ **††** - NCNR (special order, non-cancelable, non-returnable, check availability). See "Made-To-Order" Statement on Table of Contents Page of this Price List.

MODEL	DESCRIPTION	LIST
ID43UFX	Ford Fusion, 2013-2019, Twelve 6-LED DUO™ Lamps, Upper Front Two Piece Unit, Individual Driver and Passenger Side Units	1698.00
<b>††</b> ID39UF6P	Ford F-250/F-350, 2012-2016, Six 6-LED DUO™ Lamps, Upper Front Passenger Side Unit Only	902.00
<b>††</b> ID39UFX	Ford F-250/F-350, 2012-2016, Twelve 6-LED DUO™ Lamps, Twelve 6-LED DUO™ Lamps, Upper Front Two Piece Unit, Individual Driver and Passenger Side Units	1698.00
ID48UF6P	Ford Expedition, 2018-2020, Six 6-LED DUO™ Lamps, Upper Front Passenger Side Unit Only	902.00
ID48UFX	Ford Expedition, 2018-2020, Twelve 6-LED DUO™ Lamps, Upper Front Unit, Two Piece, Individual Driver and Passenger Side Units	1698.00
IWD\$\$\$00	Extra Low Profile 6-LED DUO™ Lamps, Replace \$ with Number of Each DUO™ Color lighthouse, No Charge When Ordered with Extra Low Profile DUO™ Inner Edge®, Order of Colors are Red/White, Blue/White and Amber/White, Driver Side	
IWP\$\$\$00	Extra Low Profile 6-LED DUO™ Lamps, Replace \$ with Number of Each DUO™ Color lighthouse, No Charge When Ordered with Extra Low Profile DUO™ Inner Edge®, Order of Colors are Red/White, Blue/White and Amber/White, Passenger Side	

**Inner Edge® XLP**, Extra Low Profile Series Lightbars, 3-LED Upper Front Series, Low Current Switching, Includes Removable Lens for a Spot Pattern, Low Power, Scan-Lock™ Flash Patterns and Mounting Kit. Replace # with Number of Color LEDs Required. Order of colors is Red, Blue, Amber or White.

IX49UF5P	Chevy Silverado 1500, 2019-2020, Five 3-LED Lamps, Upper Front Passenger Side Unit Only, with One LED Flashing/Take-Down	611.00
IX49UF6P	Chevy Silverado 1500, 2019-2020, Six 3-LED Lamps, Upper Front Passenger Side Unit Only (No Take-Down)	611.00
IX49UFZ	Chevy Silverado 1500, 2019-2020, Ten 3-LED Lamps, Upper Front Unit, Two Piece, Individual Driver and Passenger Side Units, with Two LED Flashing/Take-Downs	1057.00
IX49UFX	Chevy Silverado 1500, 2019-2020, Twelve 3-LED Lamps, Upper Front Unit, Two Piece, Individual Driver and Passenger Side Units, (No Take-Downs)	1057.00
IX45UF5P	Chevy Tahoe/Suburban, 2015-2020, Chevy Silverado-1500/2500/3500, 2014-2018 Five 3-LED Lamps, Upper Front Passenger Side Unit Only, with One LED Flashing/Take-Down	611.00
IX45UF6P	Chevy Tahoe/Suburban, 2015-2020, Chevy Silverado-1500/2500/3500, 2014-2018 Six 3-LED Lamps, Upper Front Passenger Side Unit Only (No Take-Down)	611.00
IX45UFZ	Chevy Tahoe/Suburban, 2015-2020, Chevy Silverado-1500/2500/3500, 2014-2018 Ten 3-LED Lamps, Upper Front Unit, Two Piece, Individual Driver and Passenger Side Units, with Two LED Flashing/Take-Downs	1057.00
IX45UFX	Chevy Tahoe/Suburban, 2015-2019, Chevy Silverado-1500/2500/3500, 2014-2018 Twelve 3-LED Lamps, Upper Front Unit, Two Piece, Individual Driver and Passenger Side Units, (No Take-Downs)	1057.00
IX35UF5P	<b>NEW</b> Dodge Charger, 2011-2020, Five 3-LED Lamps, Upper Front Passenger Side Unit Only, with One LED Flashing/Take-Down	611.00
IX35UF6P	<b>NEW</b> Dodge Charger, 2011-2020, Six 3-LED Lamps, Upper Front Passenger Side Unit Only, (No Take-Down)	611.00
IX35UFZ	<b>NEW</b> Dodge Charger, 2011-2020, Ten 3-LED Lamps, Upper Front Two Piece Unit, Individual Driver and Passenger Side Units, with Two LED Flashing/Take-Downs	1057.00
IX35UFX	<b>NEW</b> Dodge Charger, 2011-2020, Twelve 3-LED Lamps, Upper Front Two Piece Unit, Individual Driver and Passenger Side Units (No Take-Downs)	1057.00
IX44UF5P	<b>NEW</b> Dodge Durango 2013-2020, Five 3-LED Lamps, Upper Front Passenger Side Unit Only, with One LED Flashing/Take-Down	611.00
IX44UF6P	<b>NEW</b> Dodge Durango 2013-2020, Six 3-LED Lamps, Upper Front Passenger Side Unit Only, (No Take-Down)	611.00
IX44UFZ	<b>NEW</b> Dodge Durango 2013-2020, Ten 3-LED Lamps, Upper Front Two Piece Unit, Individual Driver and Passenger Side Units, with Two LED Flashing/Take-Downs	1057.00
IX44UFX	<b>NEW</b> Dodge Durango 2013-2020, Twelve 3-LED Lamps, Upper Front Two Piece Unit, Individual Driver and Passenger Side Units (No Take-Downs)	1057.00
IX42UF5P	Ram 1500, 2011-2018 and Ram 1500 Classic, 2019, Five 3-LED Lamps, Upper Front Passenger Side Unit Only, with One LED Flashing/Take-Down	611.00
IX42UF6P	Ram 1500, 2011-2018 and Ram 1500 Classic, 2019, Six 3-LED Lamps, Upper Front Passenger Side Unit Only (No Take-Down)	611.00
IX42UFZ	Ram 1500, 2011-2018 and Ram 1500 Classic, 2019, Ten 3-LED Lamps, Upper Front Two Piece Unit, Individual Driver and Passenger Side Units, with Two LED Flashing/Take-Downs	1057.00
IX42UFX	Ram 1500, 2011-2018 and Ram 1500 Classic, 2019, Twelve 3-LED Lamps, Upper Front Two Piece Unit, Individual Driver and Passenger Side Units (No Take-Downs)	1057.00
IX50UF5P	<b>NEW</b> Ford Police Interceptor Utility, 2020, Five 3-LED Lamps, Upper Front Passenger Side Unit Only, with One LED Flashing/Take-Down (Works with Factory Option 76P)	611.00
IX50UF6P	<b>NEW</b> Ford Police Interceptor Utility, 2020, Six 3-LED Lamps, Upper Front Passenger Side Unit Only (No Take-Down) (Works with Factory Option 76P)	611.00





	IX50UFZ	<b>NEW</b> Ford Police Interceptor Utility, 2020, Ten 3-LED Lamps, Upper Front Two Piece Unit, Individual Driver and Passenger Side Units, with Two LED Flashing/Take-Downs (Works with Factory Option 76P)	1057.00
	IX50UFX	<b>NEW</b> Ford Police Interceptor Utility, 2020, Twelve 3-LED Lamps, Upper Front Two Piece Unit, Individual Driver and Passenger Side Units (No Take-Downs) (Works with Factory Option 76P)	1057.00
††	IX34UF5P	Ford Police Interceptor Utility, 2013-2019, Five 3-LED Lamps, Upper Front Passenger Side Unit Only, with One LED Flashing/Take-Down	611.00
††	IX34UF6P	Ford Police Interceptor Utility, 2013-2019, Six 3-LED Lamps, Upper Front Passenger Side Unit Only (No Take-Down)	611.00
††	IX34UFZ	Ford Police Interceptor Utility, 2013-2019, Ten 3-LED Lamps, Upper Front Two Piece Unit, Individual Driver and Passenger Side Units, with Two LED Flashing/Take-Downs	1057.00
††	IX34UFX	Ford Police Interceptor Utility, 2013-2019, Twelve 3-LED Lamps, Upper Front Two Piece Unit, Individual Driver and Passenger Side Units (No Take-Downs)	1057.00
	IX47UF5P	Ford F-150, 2015-2020, Ford F-250/F-350, 2017-2020, Five 3-LED Lamps, Upper Front Passenger Side Unit Only, with One LED Flashing/Take-Down	611.00
	IX47UF6P	Ford F-150, 2015-2020, Ford F-250/F-350, 2017-2020, Six 3-LED Lamps, Upper Front Passenger Side Unit Only (No Take-Down)	611.00
	IX47UFZ	Ford F-150, 2015-2020, Ford F-250/F-350, 2017-2020, Ten 3-LED Lamps, Upper Front Two Piece Unit, Individual Driver and Passenger Side Units, with Two LED Flashing/Take-Downs	1057.00
	IX47UFX	Ford F-150, 2015-2020, Ford F-250/F-350, 2017-2020, Twelve 3-LED Lamps, Upper Front Two Piece Unit, Individual Driver and Passenger Side Units (No Take-Downs)	1057.00
	IX43UF5P	Ford Fusion, 2013-2019, Five 3-LED Lamps, Upper Front Passenger Side Unit Only, with One LED Flashing/Take-Down	611.00
	IX43UF6P	Ford Fusion, 2013-2019, Six 3-LED Lamps, Upper Front Passenger Side Unit Only (No Take-Down)	611.00
	IX43UFZ	Ford Fusion, 2013-2019, Ten 3-LED Lamps, Upper Front Two Piece Unit, Individual Driver and Passenger Side Units, with Two LED Flashing/Take-Downs	1057.00
	IX43UFX	Ford Fusion, 2013-2019, Twelve 3-LED Lamps, Upper Front Two Piece Unit, Individual Driver and Passenger Side Units (No Take-Downs)	1057.00
††	IX39UF5P	Ford F-250/F-350, 2012-2016, Five 3-LED Lamps, Upper Front Passenger Side Unit Only, with One LED Flashing/Take-Down	611.00
††	IX39UF6P	Ford F-250/F-350, 2012-2016, Six 3-LED Lamps, Upper Front Passenger Side Unit Only (No Take-Downs)	611.00
††	IX39UFZ	Ford F-250/F-350, 2012-2016, Ten 3-LED Lamps, Upper Front Two Piece Unit, Individual Driver and Passenger Side Units, with Two LED Flashing/Take-Down	1057.00
††	IX39UFX	Ford F-250/F-350, 2012-2016, Twelve 3-LED Lamps, Upper Front Two Piece Unit, Individual Driver and Passenger Side Units (No Take-Downs)	1057.00
	IX48UF5P	Ford Expedition, 2018-2020, Five 3-LED Lamps, Upper Front Passenger Side Unit Only, with One LED Flashing/Take-Down	611.00
	IX48UF6P	Ford Expedition, 2018-2020, Six 3-LED Lamps, Upper Front Passenger Side Unit (No Take-Down)	611.00
	IX48UFZ	Ford Expedition, 2018-2020, Ten 3-LED Lamps, Upper Front Unit, Two Piece, Individual Driver and Passenger Side Units, with Two LED Flashing/Take-Downs	1057.00
	IX48UFX	Ford Expedition, 2018-2020, Twelve 3-LED Lamps, Upper Front Unit, Two Piece, Individual Driver and Passenger Side Units (No Take-Downs)	1057.00
	IXD\$\$\$\$0	Extra Low Profile 3-LED Lamps. Replace \$ with Number of each Color of LED Lighthouse, No Charge When Ordered with Extra Low-Profile Inner Edge®, Driver Side	
	IXP\$\$\$\$0	Extra Low Profile 3-LED Lamps. Replace \$ with Number of each Color of LED Lighthouse, No Charge When Ordered with Extra Low-Profile Inner Edge®, Passenger Side	

#### Inner Edge® RST™ Series

**Inner Edge® RST™ Series**, Rear Facing Super-LED® Lightbars with Proclera® Silicone Optics, Eight, Ten or Twelve Lamp Arrays in SOLO™, DUO™ or TRIO™ Technology. (Additional Charge for DUO™ and TRIO™ Lighthoods)

	ITRAYL8	8 Lamp Tray, Low Current, Choose 8 SOLO™ Lighthoods and Vehicle Specific Housing and Mount	1019.00
	ITRAYL10	10 Lamp Tray, Low Current, Choose 10 SOLO™ Lighthoods and Vehicle Specific Housing and Mount	1121.00
	ITRAYL12	12 Lamp Tray, Low Current, Choose 12 SOLO™ Lighthoods and Vehicle Specific Housing and Mount, For Use in Dodge Charger Only	1325.00
	ITRAYW8	8 Lamp Tray, WeCan®, Choose 8 SOLO™, DUO™ or TRIO™ Lighthoods and Vehicle Specific Housing and Mount	1119.00
	ITRAYW10	10 Lamp Tray, WeCan®, Choose 10 SOLO™, DUO™ or TRIO™ Lighthoods and Vehicle Specific Housing and Mount	1221.00
	ITRAYW12	12 Lamp Tray, WeCan®, Choose 12 SOLO™, DUO™ or TRIO™ Lighthoods and Vehicle Specific Housing and Mount, For Use in Dodge Charger Only	1425.00
	ISS*	One SOLO™ Lighthouse for FST™ and RST™ Series, No Charge When Ordered with Inner Edge®	

All models are 12 Volt D.C. only unless otherwise noted above. For other voltages contact factory.


\* Replace symbol in model number with letter indicating lens color or LED color desired: **A** = Amber; **B** = Blue; **C** = Clear/White; **R** = Red; **G** = Green

# Replace symbol in model number with letter indicating SPLIT lens or LED color desired: **D** = Red/Clear or White; **E** = Blue/Clear or White; **F** = Amber/Clear or White; **H** = Green/Clear or White; **J** = Red/Blue; **K** = Red/Amber; **L** = Red/Green; **M** = Blue/Amber † (to be discontinued, check availability) ‡ NCNR (special order, check availability, non-cancelable, non-returnable) ! Indicate length desired: 5 foot, 6 foot, 7 foot or 8 foot \$ Indicates Lower Price

**⚠ WARNING:** These products may contain chemicals known to the State of California to cause cancer and birth defects or other reproductive harm.

For more information, visit [www.whelen.com/regulatory](http://www.whelen.com/regulatory).



↓  - NCNR (special order, non-cancelable, non-returnable, check availability). See "Made-To-Order" Statement on Table of Contents Page of this Price List.

MODEL	DESCRIPTION	LIST
ISD#	One DUO™ Lighthead for FST™ and RST™, For WeCanX™ and WeCan® Series Only, Price Available When Ordered with Inner Edge®	48.00
ISTRBA	One TRIO™ Lighthead, Red/Blue/Amber, For WeCanX™ and WeCan® Series Only, Price Available When Ordered with Inner Edge®	96.00
ISTRCA	One TRIO™ Lighthead, Red/White/Amber, For WeCanX™ and WeCan® Series Only, Price Available When Ordered with Inner Edge®	96.00
ISTBCA	One TRIO™ Lighthead, Blue/White/Amber, For WeCanX™ and WeCan® Series Only, Price Available When Ordered with Inner Edge®	96.00
ISTRBC	One TRIO™ Lighthead, Red/Blue/White, For WeCanX™ and WeCan® Series Only, Price Available When Ordered with Inner Edge®	96.00
IS458	Chevy Tahoe/Suburban, 2015-2020, Upper Rear Housing for Eight or Ten Modules, No Charge When Ordered with Inner Edge®	
IS448	<b>NEW</b> Dodge Durango, 2016-2020, Upper Rear Housing for Eight or Ten Modules, No Charge When Ordered with Inner Edge®	
IS358	<b>NEW</b> Dodge Charger, 2011-2020, Lower Rear Housing for Eight or Ten Modules, No Charge When Ordered with Inner Edge®	
IS35Z	<b>NEW</b> Dodge Charger, 2011-2020, Lower Rear Housing for Twelve Modules, No Charge When Ordered with Inner Edge®	
IS438	Ford Fusion, 2017-2019, Lower Rear Housing for Eight or Ten Modules, No Charge When Ordered with Inner Edge®	
IS488	Ford Expedition, 2018-2020, Upper Rear Housing for Eight or Ten Modules, No Charge When Ordered with Inner Edge®	
IS508	<b>NEW</b> Ford Police Interceptor Utility, 2020, Upper Rear Housing for Eight or Ten Modules, No Charge When Ordered with Inner Edge®	
 IS348	Ford Police Interceptor Utility, 2013-2019, Upper Rear Housing for Eight or Ten Modules, No Charge When Ordered with Inner Edge® Tray	
DELWCCP	Delete WeCan® Control Point (DEDUCT)	39.00

**Inner Edge® RST™ Series for Trucks**, Rear Facing Super-LED® Lightbars with Proclera® Silicone Optics, Eight, Ten or Twelve Lamp Arrays in SOLO™, DUO™ or TRIO™ Technology. (Additional charge for DUO™ and TRIO™ Lighthead) (Not for Use with Sliding Rear Windows)

ISRL8	8 Lamp Tray, Low Current, Choose 8 SOLO™ Lighthead and Vehicle Specific Mount, ISR Mounting Only	1019.00
ISRL10	10 Lamp Tray, Low Current, Choose 10 SOLO™ Lighthead and Vehicle Specific Mount, ISR Mounting Only	1121.00
ISRL12	12 Lamp Tray, Low Current, Choose 12 SOLO™ Lighthead and Vehicle Specific Mount, ISR Mounting Only	1325.00
ISRW8	8 Lamp Tray, WeCan®, Choose 8 SOLO™, DUO™ or TRIO™ Lighthead and Vehicle Specific Mount, ISR Mounting Only	1119.00
ISRW10	10 Lamp Tray, WeCan®, Choose 10 SOLO™, DUO™ or TRIO™ Lighthead and Vehicle Specific Mount, ISR Mounting Only	1221.00
ISRW12	12 Lamp Tray, WeCan®, Choose 12 SOLO™, DUO™ or TRIO™ Lighthead and Vehicle Specific Mount, ISR Mounting Only	1425.00
ISS*	One SOLO™ Lighthead for FST™ and RST™ Series, No Charge When Ordered with Inner Edge®	
ISD#	One DUO™ Lighthead for FST™ and RST™, For WeCanX™ and WeCan® Series Only, Price Available When Ordered with Inner Edge®	48.00
ISTRBA	One TRIO™ Lighthead, Red/Blue/Amber, For WeCanX™ and WeCan® Series Only, Price Available When Ordered with Inner Edge®	96.00
ISTRCA	One TRIO™ Lighthead, Red/White/Amber, For WeCanX™ and WeCan® Series Only, Price Available When Ordered with Inner Edge®	96.00
ISTBCA	One TRIO™ Lighthead, Blue/White/Amber, For WeCanX™ and WeCan® Series Only, Price Available When Ordered with Inner Edge®	96.00
ISTRBC	One TRIO™ Lighthead, Red/Blue/White, For WeCanX™ and WeCan® Series Only, Price Available When Ordered with Inner Edge®	96.00
ISR45	Chevy Silverado 1500, 2016-2018, Mounting Kit for use with BSRW*, ISRL* or ISRW* Lamp Trays (Not for Use with Sliding Rear Windows), No Charge When Ordered with Inner Edge®	
ISR47	F-150, 2015-2020 and F-250/350 2017-2020, Mounting Kit for use with BSRW*, ISRL* or ISRW* Lamp Trays (Not for Use with Sliding Rear Windows), No Charge When Ordered with Inner Edge®	
DELWCCP	Delete WeCan® Control Point (DEDUCT)	39.00



## Outer Edge® Series Lightbars

**Outer Edge® Rear Facing Upper Exterior Mount, ION™ Super-LED®**, Allows Individual Control of Each Lighthead Color. Requires Remote Flasher, CenCom Carbide™, CanTrol® or REMOTE16 Module, Purchased Separately.

	OEWS45	Six Lamp, Two Piece, For Chevy Tahoe 2015-2020, Requires Six SOLO™ OEION* Lightheads	1019.00
	OEWS44	<b>NEW</b> Six Lamp, One Piece, For Dodge Durango, 2017-2019, Requires Six SOLO™ OEION* Lightheads	1154.00
	OEWS50	<b>NEW</b> Six Lamp Warning, Two Piece, For Ford Police Interceptor Utility 2020, Requires Six SOLO™ OEION* Lightheads	1019.00
††	OEWS34	Six Lamp, Two Piece, For Ford Police Interceptor Utility 2013-2019, Requires Six SOLO™ OEION* Lightheads	1019.00
	OEION*	SOLO™ Lighthead, for OEWS Series Only, Six Required, No Charge when Ordered with Outer Edge®	
	OEION*X	SOLO™ Lighthead, with Smoked Lens, for OEWS Series only, Six Required, When Ordered with Outer Edge®, Add Each	10.50
	OEWD45	Six Lamp, Two Piece, For Chevy Tahoe 2015-2020, Requires Six DUO™ OEI2 Lightheads	1429.00
	OEWD44	<b>NEW</b> Six Lamp, One Piece, For Dodge Durango, 2017-2019, Requires Six DUO™ OEI2 Lightheads	1564.00
	OEWD50	<b>NEW</b> Six Lamp, Two Piece, For Ford Police Interceptor Utility 2020, Requires Six DUO™ OEI2 Lightheads	1429.00
††	OEWD34	Six Lamp, Two Piece, For Ford Police Interceptor Utility 2013-2019, Requires Six DUO™ OEI2 Lightheads	1429.00
	OEI2#	DUO™ Lighthead for OEWD Series Only, Six Required, No Charge when Ordered with Outer Edge®	
	OEI2#X	DUO™ Lighthead, with Smoked Lens, for OEWD Series only, Six Required, When Ordered with Outer Edge®, Add Each	10.50
	OEWT45	Six Lamp, Two Piece, For Chevy Tahoe 2015-2020, Requires Six TRIO™ OEI3 Lightheads	1649.00
	OEWT44	<b>NEW</b> Six Lamp, One Piece, For Dodge Durango, 2017-2019, Requires Six TRIO™ OEI3 Lightheads	1784.00
	OEWT50	<b>NEW</b> Six Lamp, Two Piece, For Ford Police Interceptor Utility 2020, Requires Six TRIO™ OEI3 Lightheads	1649.00
††	OEWT34	Six Lamp, Two Piece, For Ford Police Interceptor Utility 2013-2019, Requires Six TRIO™ OEI3 Lightheads	1649.00
	OEI3RBA	TRIO™ Lighthead, Red/Blue/Amber, for OEWT Series Only, Six Required, No Charge when Ordered with Outer Edge®	
	OEI3RCA	TRIO™ Lighthead, Red/White/Amber, for OEWT Series Only, Six Required, No Charge when Ordered with Outer Edge®	
	OEI3BCA	TRIO™ Lighthead, Blue/White/Amber, for OEWT Series Only, Six Required, No Charge when Ordered with Outer Edge®	
	OEI3RBC	TRIO™ Lighthead, Red/Blue/White, for OEWT Series Only, Six Required, No Charge when Ordered with Outer Edge®	
	OEI3RBAX	TRIO™ Lighthead, with Smoked Lens, Red/Blue/Amber, for OEWT Series Only, Six Required, When Ordered with Outer Edge®, Add Each	10.50
	OEI3RCAX	TRIO™ Lighthead, with Smoked Lens, Red/White/Amber, for OEWT Series Only, Six Required, When Ordered with Outer Edge®, Add Each	10.50
	OEI3BCAX	TRIO™ Lighthead, with Smoked Lens, Blue/White/Amber, for OEWT Series Only, Six Required, When Ordered with Outer Edge®, Add Each	10.50
	OEI3RBCX	TRIO™ Lighthead, with Smoked Lens, Red/Blue/White, for OEWT Series Only, Six Required, When Ordered with Outer Edge®, Add Each	10.50

**Outer Edge® Rear Facing Upper Exterior Mount, ION™ Super-LED® Low Current**, Standard with Traffic Advisor™ Patterns.

	OELS45	Six Lamp Warning, Two Piece, For Chevy Tahoe 2015-2020, Requires Six SOLO™ OEION* Lightheads	1069.00
	OELS44	<b>NEW</b> Six Lamp Warning, One Piece, For Dodge Durango, 2017-2019, Requires Six SOLO™ OEION* Lightheads	1204.00
	OELS50	<b>NEW</b> Six Lamp Warning, Two Piece, For Ford Police Interceptor Utility 2020, Requires Six SOLO™ OEION* Lightheads	1069.00
††	OELS34	Six Lamp Warning, Two Piece, For Ford Police Interceptor Utility 2013-2019, Requires Six SOLO™ OEION* Lightheads	1069.00
	OEION*	SOLO™ Lighthead, Six Required, No Charge when Ordered with Outer Edge®	
	OEION*X	SOLO™ Lighthead, with Smoked Lens, Six Required, When Ordered with Outer Edge®, Add Each	10.50

**Outer Edge® Rear Pillar Exterior Mount, ION™ Super-LED®**, Allows Individual Control of Each Lighthead Color. Requires Remote Flasher, CenCom Carbide™, CanTrol® or REMOTE16 Module, Purchased Separately.

	RPWS45	Six Lamp, Two Piece, For Chevy Tahoe 2016-2020, Requires Six SOLO™ OEION* Lightheads	1379.00
	RPWS44	<b>NEW</b> Six Lamp, Two Piece, For Dodge Durango 2019-2020, Requires Six SOLO™ OEION* Lightheads	1060.00
	RPWS50	<b>NEW</b> Six Lamp, Two Piece, For Ford Police Interceptor Utility 2020, Requires Six SOLO™ OEION* Lightheads	1060.00

All models are 12 Volt D.C. only unless otherwise noted above. For other voltages contact factory.

\* Replace symbol in model number with letter indicating lens color or LED color desired: **A** = Amber; **B** = Blue; **C** = Clear/White; **R** = Red; **G** = Green

# Replace symbol in model number with letter indicating SPLIT lens or LED color desired: **D** = Red/Clear or White; **E** = Blue/Clear or White; **F** = Amber/Clear or White; **H** = Green/Clear or White; **J** = Red/Blue; **K** = Red/Amber; **L** = Red/Green; **M** = Blue/Amber † (to be discontinued, check availability) ‡ NCNR (special order, check availability, non-cancelable, non-returnable) ! Indicate length desired: 5 foot, 6 foot, 7 foot or 8 foot \$ Indicates Lower Price

**⚠ WARNING:** These products may contain chemicals known to the State of California to cause cancer and birth defects or other reproductive harm.

For more information, visit [www.whelen.com/regulatory](http://www.whelen.com/regulatory).



↓ **††** - NCNR (special order, non-cancelable, non-returnable, check availability). See "Made-To-Order" Statement on Table of Contents Page of this Price List.

MODEL	DESCRIPTION	LIST
<b>††</b> RPWS34	Six Lamp, Two Piece, For Ford Police Interceptor Utility 2013-2019, Requires Six SOLO™ OEION* Lightheads	1060.00
OEION*	SOLO™ Lighthead, for RPWS Series Only, Six Required, No Charge when Ordered with Outer Edge®	
OEION*X	SOLO™ Lighthead, with Smoked Lens, for RPWS Series only, Six Required, When Ordered with Outer Edge®, Add Each	10.50
RPWD45	Six Lamp, Two Piece, For Chevy Tahoe 2016-2020, Requires Six DUO™ OEI2 Lightheads	1639.00
RPWD44	<b>NEW</b> Six Lamp, Two Piece, For Dodge Durango 2019-2020, Requires Six DUO™ OEI2 Lightheads	1439.00
RPWD50	<b>NEW</b> Six Lamp, Two Piece, For Ford Police Interceptor Utility 2020, Requires Six DUO™ OEI2 Lightheads	1439.00
<b>††</b> RPWD34	Six Lamp, Two Piece, For Ford Police Interceptor Utility 2013-2019, Requires Six DUO™ OEI2 Lightheads	1439.00
OEI2#	DUO™ Lighthead for RPWD Series Only, Six Required, No Charge when Ordered with Outer Edge®	
OEI2#X	DUO™ Lighthead, with Smoked Lens, for RPWD Series Only, Six Required, When Ordered with Outer Edge®, Add Each	10.50
RPWT45	Six Lamp, Two Piece, For Chevy Tahoe 2016-2020, Requires Six TRIO™ OEI3 Lightheads	1799.00
RPWT44	<b>NEW</b> Six Lamp, Two Piece, For Dodge Durango 2019-2020, Requires Six TRIO™ OEI3 Lightheads	1629.00
RPWT50	<b>NEW</b> Six Lamp, Two Piece, For Ford Police Interceptor Utility 2020, Requires Six TRIO™ OEI3 Lightheads	1629.00
<b>††</b> RPWT34	Six Lamp, Two Piece, For Ford Police Interceptor Utility 2013-2019, Requires Six TRIO™ OEI3 Lightheads	1629.00
OEI3RBA	TRIO™ Lighthead, Red/Blue/Amber, for RPWT Series Only, Six Required, No Charge when Ordered with Outer Edge®	
OEI3RCA	TRIO™ Lighthead, Red/White/Amber, for RPWT Series Only, Six Required, No Charge when Ordered with Outer Edge®	
OEI3BCA	TRIO™ Lighthead, Blue/White/Amber, for RPWT Series Only, Six Required, No Charge when Ordered with Outer Edge®	
OEI3RBC	TRIO™ Lighthead, Red/Blue/White, for RPWT Series Only, Six Required, No Charge when Ordered with Outer Edge®	
OEI3RBAX	TRIO™ Lighthead, with Smoked Lens, Red/Blue/Amber, for RPWT Series Only, Six Required, When Ordered with Outer Edge®, Add Each	10.50
OEI3RCAX	TRIO™ Lighthead, with Smoked Lens, Red/White/Amber, for RPWT Series Only, Six Required, When Ordered with Outer Edge®, Add Each	10.50
OEI3BCAX	TRIO™ Lighthead, with Smoked Lens, Blue/White/Amber, for RPWT Series Only, Six Required, When Ordered with Outer Edge®, Add Each	10.50
OEI3RCBX	TRIO™ Lighthead, with Smoked Lens, Red/Blue/White, for RPWT Series Only, Six Required, When Ordered with Outer Edge®, Add Each	10.50
<b>Outer Edge® Rear Pillar Exterior Mount, ION™ Super-LED® Low Current</b>		
RPLS45	Six Lamp, Two Piece, For Chevy Tahoe 2016-2019, Requires Six SOLO™ OEION* Lightheads	1469.00
RPLS44	<b>NEW</b> Six Lamp, Two Piece, For Dodge Durango 2019-2020, Requires Six SOLO™ OEION* Lightheads	1209.00
RPLS50	<b>NEW</b> Six Lamp, Two Piece, For Ford Police Interceptor Utility 2020, Requires Six SOLO™ OEION* Lightheads	1209.00
RPLS34	Six Lamp, Two Piece, For Ford Police Interceptor Utility 2013-2019, Requires Six SOLO™ OEION* Lightheads	1209.00
OEION*	SOLO™ Lighthead, Six Required, No Charge when Ordered with Outer Edge®	
OEION*X	SOLO™ Lighthead, with Smoked Lens, Six Required, When Ordered with Outer Edge®, Add Each	10.50



**Freedom® IV DYAD™ Series Lightbars**

Clear Outer Domes with Clear Dividers. Multiple Flash Patterns with Passenger Side Cable Exit (For Mounting Options, See Optional Mounting Kits).

**Edge® Freedom® IV F4W WeCan® Series Super-LED® Lightbars**, Includes Four Corner Linear-LED® Modules with Independent Control of Each Level of Each Lighthead

F4W4****	44.5", 4 Red, Blue, Amber and/or White, Single or Two Color Over/Under Modules	1952.00
F4W8****	49.25", 4 Red, Blue, Amber and/or White, Single or Two Color Over/Under Modules	1952.00
F4W2****	55", 4 Red, Blue, Amber and/or White, Single or Two Color Over/Under Modules	1952.00
F4W0****	60", 4 Red, Blue, Amber and/or White, Single or Two Color Over/Under Modules, Freight Surcharges May Apply	2430.00
F4W7****	72", 4 Red, Blue, Amber and/or White, Single or Two Color Over/Under Modules, Freight Surcharges May Apply	2430.00





**Edge® Freedom® IV F4X Low Current Series Super-LED® Lightbars, Includes Four Corner Linear-LED® Modules**

F4X4****	44.5", 4 Red, Blue, Amber and/or White, Single Color Modules	1844.00
F4X8****	49.25", 4 Red, Blue, Amber and/or White, Single Color Modules	1844.00
F4X2****	55", 4 Red, Blue, Amber and/or White, Single Color Modules	1844.00
F4X0****	60", 4 Red, Blue, Amber and/or White, Single Color Modules, Freight Surcharges May Apply	2322.00
F4X7****	72", 4 Red, Blue, Amber and/or White, Single Color Modules, Freight Surcharges May Apply	2322.00

**Edge® Freedom® IV F42 DUO™ WeCan® Super-LED® Series Lightbars with Individual Control of Each Color of Each Lighthouse, Includes Four 36-Super-LED® Corner Modules. DUO™ Inboard Modules are Listed in this Section. For Other options see Edge® Freedom® IV Series Options.**

F424####	<b>NEW</b> 44.5", 4 Blue/White or Red/White DUO™ Modules	2152.00
F428####	<b>NEW</b> 49.25", 4 Blue/White or Red/White DUO™ Modules	2152.00
F422####	<b>NEW</b> 55", 4 Blue/White or Red/White DUO™ Modules	2152.00
F420####	<b>NEW</b> 60", 4 Blue/White or Red/White DUO™ Modules, Freight Surcharges May Apply	2630.00
F427####	<b>NEW</b> 72", 4 Blue/White or Red/White DUO™ Modules, Freight Surcharges May Apply	2630.00
F42DL#	<b>NEW</b> One DUO™ Long 24 Super-LED DUO™ Lighthouse, Red/White or Blue /White	272.00
F42DS#	<b>NEW</b> One DUO™ Short 12 Super-LED DUO™ Lighthouse, Red/White or Blue /White	187.00
F42WA#	<b>NEW</b> One DUO™ Short 12 Super-LED DUO™ Alley/Warning Light, Red/White or Blue/White	187.00

**Edge® Freedom® IV Series Options**

F4DL*	One Single Color Long 12 Super-LED® DYAD™ Lighthouse, Red, Blue, Amber or White	237.00
F4DS*	One Single Color Short 6 Super-LED® DYAD™ Lighthouse, Red, Blue, Amber or White	167.00
F4DL#	One Two Color Long 12 Super-LED® DYAD™ Lighthouse, Amber, Blue, Red and/or White, for K4W and F4W Series Only	237.00
F4DS#	One Two Color Short 6 Super-LED® DYAD™ Lighthouse, Amber, Blue, Red and/or White, for K4W and F4W Series Only	167.00
F4A3	Two 3-LED Super-LED® Alley Lights	156.00
F4A6	Two 6-LED Super-LED® Alley Lights	223.00
F4WA*	One Single Color Short 6 Super-LED® DYAD™ Lighthouse, Warning for Alley Light Position, Red, Blue, Amber or White	167.00
F4RWA#	One Single Short 6 Super-LED® Lighthouse, Amber, Blue, Red with White Alley light, for K4W and F4W Series Only	167.00
F4TL6	Two 6-LED Super-LED® Long Take Down Lights	223.00
F4TS6	Two 6-LED Super-LED® Short Take Down Lights	223.00
F4XBTT	Two LED Brake/Tail/Turn Lights for F4X Series Only, Includes External Harness	271.00
F4XTACBL	Traffic Advisor™ Internal and External Cables, Lighthouses Purchased Separately, When Purchased with Lightbar Only	259.00
F4XTACTL	Traffic Advisor™ Internal and External Cables and Control Head, Lighthouses Purchased Separately, When Purchased with Lightbar Only	568.00
DELWCCP	Delete WeCan® Control Point, F4W Series Only (DEDUCT)	39.00
WCC92SUB	Substitute WCC92 WeCan® Controller for WeCan® Control Point, When Purchased with F4W Series Only (Not for Use with Photocell Option)	167.00
F4DSCBL	Driver Side Cable Exit	65.00
FLBULK18	Bulk Package of 18 Freedom® IV's, In Place of Individually Boxed Lightbars - Deduct	60.00
†† 795H	GTT Self-Contained Opticom™ IR LED Emitter, Factory Installed Only	2022.00
F4795H	Installation (Pre-wired) of 795H in a Freedom® IV Lightbar, No Charge when Purchased with a 795H Emitter, Center Mount Option Only	
F4795HN	Installation (Pre-wired) of 795H in a Freedom® IV Lightbar, Center Mount Option Only. For Customer Supplied Emitter.	85.00
F4795HT	Two 3-LED Take Downs and Installation (Pre-wired) of 795H (Purchased Separately) in a Freedom® IV Lightbar, Center Mount Option Only	281.00
F4795HTN	Two 3-LED Take Downs and Installation (Pre-wired) of 795H in a Freedom® IV Lightbar, Center Mount Option Only. For Customer Supplied Emitter.	366.00
F4500S	Strobe for Center Mount, Includes External Cable, Center Mount Only	238.00
F4500ST	Two 3-LED Take Downs and Strobe, Includes External Cable for Strobe, Center Mount Option Only	415.00
PF_#F4#	Pioneer™ Lightbar Mount for Freedom® IV, Refer to Pioneer and Pioneer Plus™ Series Lightbar Mount for Models and Pricing	
F4WPHOTO	Photocell Option for Hi/Low Power, K4W and F4W Series Only, No Charge when Ordered with Lightbar (Not for Use with Smoked or Colored Lens)	
F4XPHOTO	Photocell Option for Hi/Low Power, F4X Series Only, No Charge when Ordered with Lightbar (Not for Use with Smoked or Colored Lens or with WCC92/WCC92SUB)	
F4CF*	Color Filter, Corner Module, Each	6.15
F4LF*	Color Filter, Long Module, Each	6.15
F4SF*	Color Filter, Short Module, Each	6.15
F42END*	Color End Dome for 44" or 55" Lightbar, When Purchased with a Lightbar, Add Each	29.00
F42END#	Color End Dome with Clear Alley Window, for 44" or 55" Lightbar, When Purchased with a Lightbar, Add Each	29.00




All models are 12 Volt D.C. only unless otherwise noted above. For other voltages contact factory.

\* Replace symbol in model number with letter indicating lens color or LED color desired: **A** = Amber; **B** = Blue; **C** = Clear/White; **R** = Red; **G** = Green

# Replace symbol in model number with letter indicating SPLIT lens or LED color desired: **D** = Red/Clear or White; **E** = Blue/Clear or White; **F** = Amber/Clear or White; **H** = Green/Clear or White; **J** = Red/Blue; **K** = Red/Amber; **L** = Red/Green; **M** = Blue/Amber † (to be discontinued, check availability) †† NCNR (special order, check availability, non-cancelable, non-returnable) ! Indicate length desired: 5 foot, 6 foot, 7 foot or 8 foot \$ Indicates Lower Price

**⚠ WARNING:** These products may contain chemicals known to the State of California to cause cancer and birth defects or other reproductive harm.

For more information, visit [www.whelen.com/regulatory](http://www.whelen.com/regulatory).

↓  - NCNR (special order, non-cancelable, non-returnable, check availability). See "Made-To-Order" Statement on Table of Contents Page of this Price List.

MODEL	DESCRIPTION	LIST
F48END*	Color End Dome for 49", 60", 70", 72", 76", 81", 92" and 98" Lightbar, When Purchased with a Lightbar, Add Each	29.00
F48END#	Color End Dome with Clear Alley Window, for 49", 60", 70", 72", 76", 81", 92" and 98" Lightbar, When Purchased with a Lightbar, Add Each	29.00
F41CNT*	Color Center Dome for One Light Center Section, When Purchased with a Lightbar, Add Each	14.00
F42CNT*	Color Center Dome for Two Light Center Section, When Purchased with a Lightbar, Add Each	14.00
F42ENDX	Smoked End Dome for 44" and 55" Lightbar, When Purchased with a Lightbar, Add Each	10.50
F48ENDX	Smoked End Dome for 49", 60", 72", 81", 92" and 98" Lightbar, When Purchased with a Lightbar, Add Each	10.50
F41CNTX	Smoked Center Dome for One Light Center Section, When Purchased with a Lightbar, Add Each	10.50
F42CNTX	Smoked Center Dome for Two Light Center Section, When Purchased with a Lightbar, Add Each	10.50
F4DIVIDX	Smoked Divider, Add Each	10.50

**Freedom® IV Rota-Beam™ Super-LED® Series Lightbars**


Clear Outer Domes with Clear Dividers. Multiple Flash Patterns with Passenger Side Cable Exit (For Mounting Options, See Optional Mounting Kits).

**Edge® Freedom® IV F4R Rota-Beam™ Series Super-LED® Lightbars**, Includes Four Half Corner Super-LED® Beacons and Scan-Lock™ Flash Patterns.

F4R2****	55", 4 Red, Blue, Amber and/or White, Single Color Modules	3121.00
F4R0****	60", 4 Red, Blue, Amber and/or White, Single Color Modules	3423.00
F4R7****	72", 4 Red, Blue, Amber and/or White, Single Color Modules	3423.00



**Edge® Freedom® IV Rota-Beam™ Series Options**

F4RB*	One Super-LED® Rota-Beam™ Module, Red, Blue, Amber or White, for Inboard Front or Rear	416.00
F4RDL*	One Single Long 12 Super-LED® Lighthead, Red, Blue, Amber or White	237.00
F4RDS*	One Single Short 6 Super-LED® Lighthead, Red, Blue, Amber or White	167.00
F4RA3	Two 3-LED Super-LED® Alley Lights	169.00
F4RA6	Two 6-LED Super-LED® Alley Lights	223.00
F4R6TL	Two 6-LED Super-LED® Long Take Down Lights	223.00
F4R3TS	Two 3-LED Super-LED® Short Take Down Lights	169.00
F4R6TS	Two 6-LED Super-LED® Short Take Down Lights	223.00
F4RFLASH	Flasher for Front or Rear F4RDS* and F4RDL*, purchased separately. Up to Two per Bar. Each Front or Rear Flasher Controls up to Four Lights, for a Total of Eight	104.00
F4RBTT	Two LED Brake/Tail/Turn Lights for F4R Rota-Beam™ Series only, Includes External Harness	271.00
 795H	GTT Self-Contained Opticom™ IR LED Emitter, Factory Installed Only	2022.00
F4R795H	Installation (Pre-wired) of 795H in a Freedom® IV Rota-Beam™ Lightbar, No Charge when Purchased with a 795H Emitter, Center Mount Option Only	
F4R500S	Strobe for Center Mount, Includes External Cable, Center Mount Only	239.00
F4R795HN	Installation (Pre-wired) of 795H in a Freedom® IV Rota-Beam™ Lightbar, Center Mount Option Only. For Customer Supplied Emitter.	85.00
FRDSCBL	Driver Side Cable Exit, for Lightbars up to 60" Long	65.00
F4RDSC72	Driver Side Cable Exit, for Lightbars 72" or Longer	65.00

**Legacy SOLO™ Super-LED® Series Lightbars**

Diamond Optix™ and Multiple Flash Pattern. Clear outer Lens with Passenger Side Cable Exit. For Mounting options, Use MKLP Located in the Optional Mounting Kits

**Legacy SOLO™ GS WeCan® Series Lightbars**

GS4****	44" Single Color, Red, Blue, Amber and/or White	1872.00
GS8****	48" Single Color, Red, Blue, Amber and/or White	1872.00
GS2****	54" Single Color, Red, Blue, Amber and/or White	2028.00



**Legacy SOLO™ Series Options**, Options not Available on all Models, Refer to WeCad™ Build-A-Bar Program for Lighthead Placement

GSDL*	One Super-LED® Single Color Long Lighthead, Red, Blue, Amber or White	115.00
GSDS*	One Super-LED® Single Color Short Lighthead, Red, Blue, Amber or White	79.00
GBTL	Two Long Super-LED® Take-Down Lights	233.00
GBTS	Two Short Super-LED® Take-Down Lights	131.00
GBA	Two Super-LED® Alley Lights	131.00
GSAA*	One Super-LED® Single Color Short Lighthead for Alley Position Only, Red, Blue, Amber or White	89.00
GSTL*	One Super-LED® DUO™ Warning/Traffic Advisor™ Long Lighthead, Warning Available in Red, Blue or White	199.00
GSTS*	One Super-LED® DUO™ Warning/Traffic Advisor™ Short Lighthead, Warning Available in Red, Blue or White	115.00
GSBTTBR	Two Super-LED® DUO™ Warning Modules with Brake/Tail/Turn Feature, One Blue/Red & One Red/Red, For ES and GS Series Only	599.00

GSBTTBB	Two Super-LED® DUO™ Warning Modules with Brake/Tail/Turn Feature, Two Blue/Red, For ES and GS Series Only	599.00
GSBTAA	Two Super-LED® DUO™ Warning Modules with Brake/Tail/Turn Feature, Two Amber/Red, For ES and GS Series Only	599.00
GSPHOTO	Photocell Option for Hi/Low Power, No Charge when Ordered with Lightbar (Not for Use with Smoked or Colored Lens)	
GBCF*	Color Filter, Corner Module	6.15
GBLF*	Color Filter, Long Module	6.15
GBSF*	Color Filter, Short Module	6.15
WCC92SUB	Substitute WCC92 WeCan® Controller for WeCan Control Point, For Use with Legacy® Series Only (Not for Use with Photocell Option)	167.00
DELWCCP	Delete WeCan® Control Point (DEDUCT)	39.00
GBDSCBL	Driver Side Cable Exit	65.00
GB8ENDX	Smoked End Dome for 48" Lightbar Only, When Purchased with a Lightbar, Add Each	10.50
GB2ENDX	Smoked End Dome, for 44" or 54" Lightbar Only, When Purchased with a Lightbar, Add Each	10.50
GBCNTX	Smoked Center Dome for 54" Lightbar Only, When Purchased with a Lightbar, Add Each	10.50
GBDIVDX	Smoked Divider, When Purchased with a Lightbar, Add Each	10.50

#### Legacy® DUO+™ Super-LED® Series Lightbars

Diamond Optix™ and Multiple Flash Patterns. Clear Outer Lens with Passenger Side Cable Exit. For Mounting Options, Use MKLP Models located in the Optional Mounting Kits.

**Legacy® GB WeCan® DUO+™ Color Series Super-LED®**, Includes Four Extra High Intensity Corner Linear-LED® Modules with Independent Control of the Two Colors of Each Lighthead.

GB4****	44", 4 Single Color Red, Blue, Amber and/or White	2080.00
GB4####	44", 4 Two Color Red, Blue, Amber and/or White	2080.00
GB8****	48", 4 Single Color Red, Blue, Amber or White	2080.00
GB8####	48", 4 Two Color Red, Blue, Amber and/or White	2080.00
GB2****	54", 4 Single Color Red, Blue, Amber and/or White	2236.00
GB2####	54", 4 Two Color Red, Blue, Amber and/or White	2236.00

**Legacy® DUO+™ Series Options**, Options not Available on all Models, Refer to WeCad™ Build-A-Bar Program for Lighthead Placement.

GBDL*	One Single Color DUO+™ Red, Blue, Amber or White, Long Super-LED® Lighthead	199.00
GBDL#	One Dual Color DUO+™ Red, Blue, Amber and/or White, Long Super-LED® Lighthead	199.00
GBDS*	One Single Color DUO+™ Red, Blue, Amber or White, Short Super-LED® Lighthead	115.00
GBDS#	One Dual Color DUO+™ Red, Blue, Amber and/or White, Short Super-LED® Lighthead	115.00
GBTL	Two Long Super-LED® Take-Down Lights	233.00
GBTS	Two Short Super-LED® Take-Down Lights	131.00
GBA	Two Super-LED® Alley Lights	131.00
GBAW*	One Super-LED® DUO+™ Warning/Warning or Warning/Alley Light, Single Color	115.00
GBAW#	One Super-LED® DUO+™ Warning/Warning or Warning/Alley Light, Dual Color	115.00
GBBTTMK	Two Super-LED® TRIO™ Warning Modules with Brake/Tail/Turn Feature for 44" or 48" WeCan® Lightbars, One Blue/Amber/Red & One Red/Amber/Red, For GB Series Only	655.00
GBBTTMK2	Two Super-LED® TRIO™ Warning Modules with Brake/Tail/Turn Feature for 54" WeCan® Lightbar, One Blue/Amber/Red & One Red/Amber/Red, For GB Series Only	655.00
GBBTTMM	Two Super-LED® TRIO™ Warning Modules with Brake/Tail/Turn Feature for 44" or 48" WeCan® Lightbars, Two Blue/Amber/Red, For GB Series Only	655.00
GBBTTMM2	Two Super-LED® TRIO™ Warning Modules with Brake/Tail/Turn Feature for 54" WeCan® Lightbar, Two Blue/Amber/Red, For GB Series Only	655.00
GBCF*	Color Filter, Corner Module	6.15
GBLF*	Color Filter, Long Module	6.15
GBSF*	Color Filter, Short Module	6.15
WCC92SUB	Substitute WCC92 WeCan® Controller for WeCan Control Point, For Use with Legacy® Series Only (Not for Use with Photocell Option)	167.00
DELWCCP	Delete WeCan® Control Point (DEDUCT)	39.00
GBDSCBL	Driver Side Cable Exit	65.00
GB8ENDX	Smoked End Dome for 48" Lightbar Only, When Purchased with a Lightbar, Add Each	10.50
GB2ENDX	Smoked End Dome, for 44" or 54" Lightbar Only, Purchased with a Lightbar, Add Each	10.50
GBCNTX	Smoked Center Dome for 54" Lightbar Only, When Purchased with a Lightbar, Add	10.50
GBDIVDX	Smoked Divider, When Purchased with a Lightbar, Add Each	10.50
GSPHOTO	Photocell Option for Hi/Low Power, No Charge when Ordered with Lightbar (Not for Use with Smoked or Colored Lens)	



All models are 12 Volt D.C. only unless otherwise noted above. For other voltages contact factory.

\* Replace symbol in model number with letter indicating lens color or LED color desired: **A** = Amber; **B** = Blue; **C** = Clear/White; **R** = Red; **G** = Green

# Replace symbol in model number with letter indicating SPLIT lens or LED color desired: **D** = Red/Clear or White; **E** = Blue/Clear or White; **F** = Amber/Clear or White; **H** = Green/Clear or White; **J** = Red/Blue; **K** = Red/Amber; **L** = Red/Green; **M** = Blue/Amber † (to be discontinued, check availability) ‡ NCNR (special order, check availability, non-cancelable, non-returnable) ! Indicate length desired: 5 foot, 6 foot, 7 foot or 8 foot \$ Indicates Lower Price

**⚠ WARNING:** These products may contain chemicals known to the State of California to cause cancer and birth defects or other reproductive harm.

For more information, visit [www.whelen.com/regulatory](http://www.whelen.com/regulatory).

↓ †† - NCNR (special order, non-cancelable, non-returnable, check availability). See "Made-To-Order" Statement on Table of Contents Page of this Price List.

**MODEL DESCRIPTION LIST**

**Legacy® TRIO™ Series Super-LED® Lightbars**

Includes Four Corner TRIO™ Modules, Alley Lights and Clear Lens. 44" Lightbar Features 10 Inboard Modules and Two 6-LED Take-Down Lights. 48" and 54" Lightbars Feature 14 Inboard Modules and Two 3-LED (48") or Two 6-LED (54") Take-Down Lights. (For Mounting Options, See Optional Mounting Kits).

**Legacy® TRIO™ Series Super-LED® Lightbars**

††	G341	44" TRIO1, Red/Blue with White Illumination	5905.00
††	G381	48" TRIO1, Red/Blue with White Illumination	6217.00
††	G321	54" TRIO1, Red/Blue with White Illumination	6527.00
††	G342	44", TRIO2, Red/Blue with White Illumination Front and Rear Corners, Red/Amber/White Driver Rear Inboard and Blue/Amber/White Passenger Inboard	5905.00
††	G382	48", TRIO2, Red/Blue with White Illumination Front and Rear Corners, Red/Amber/White Driver Rear Inboard and Blue/Amber/White Passenger Inboard	6217.00
††	G322	54", TRIO2, Red/Blue with White Illumination Front and Rear Corners, Red/Amber/White Driver Rear Inboard and Blue/Amber/White Passenger Inboard	6527.00
††	G343	44", TRIO3, Red/Blue with Green Corners and White Illumination Front and Rear Inboards	6120.00
††	G383	48", TRIO3, Red/Blue with Green Corners and White Illumination Front and Rear Inboards	6433.00
††	G323	54", TRIO3, Red/Blue with Green Corners and White Illumination Front and Rear Inboards	6742.00
††	G344	44", TRIO4, Red/Blue with Green Corners and White Illumination Front Inboards and Red/Amber/White Driver Rear Inboard and Blue/Amber/White Passenger Inboard	6120.00
††	G384	48", TRIO4, Red/Blue with Green Corners and White Illumination Front Inboards and Red/Amber/White Driver Rear Inboard and Blue/Amber/White Passenger Inboard	6433.00
††	G324	54", TRIO4, Red/Blue with Green Corners and White Illumination Front Inboards and Red/Amber/White Driver Rear Inboard and Blue/Amber/White Passenger Inboard	6742.00
††	G345	44", TRIO5, Red/Blue with White Illumination to the Front and Rear Corners and Red/Blue/Amber Rear Inboards	5905.00
††	G385	48", TRIO5, Red/Blue with White Illumination to the Front and Rear Corners and Red/Blue/Amber Rear Inboards	6217.00
††	G325	54", TRIO5, Red/Blue with White Illumination to the Front and Rear Corners and Red/Blue/Amber Rear Inboards	6527.00
††	G346	44", TRIO6, Red/Blue with Green Corners and White Illumination Front Inboards and Red/Blue/Amber Rear Inboards	6120.00
††	G386	48", TRIO6, Red/Blue with Green Corners and White Illumination Front Inboards and Red/Blue/Amber Rear Inboards	6433.00
††	G326	54", TRIO6, Red/Blue with Green Corners and White Illumination Front Inboards and Red/Blue/Amber Rear Inboards	6742.00



**Liberty™ II Super-LED® Series Lightbars**

Clear Outer Lens with Clear Dividers with Multiple Flash Patterns and Passenger Side Cable Exit. For Mounting Options, Use MKLP Located in the Optional Mounting Kits

**Liberty™ II, SOLO™ IW & IH WeCan® Series**, Four Single Color Corner Modules, with Independent Control of each Lighthouse. For use with Single Color Inboard Lighthouse Options Only, except for a DUO+™ Rear Traffic Advisor™.

	IW4****	44" Single Color, Red, Blue, Amber and/or White	1691.00
	IW8****	48" Single Color, Red, Blue, Amber and/or White	1691.00
	IW2****	54" Single Color, Red, Blue, Amber and/or White	1691.00
	IH8****	48" Single Color, Red, Blue, Amber and/or White, with Center Section for 795H, Strobe or Center LED Warning	1774.00
	IH2****	54" Single Color, Red, Blue, Amber and/or White, with Center Section for 795H, Strobe or Center LED Warning	1774.00

**Liberty™ II, SOLO™ IX & IG Low Current Series**, Four Single Color Corner Modules. For use with Single Color Inboard Lighthouse Options Only.

	IX4****	44" Single Color, Red, Blue, Amber and/or White	1584.00
	IX8****	48" Single Color, Red, Blue, Amber and/or White	1584.00
	IX2****	54" Single Color, Red, Blue, Amber and/or White	1584.00
	IG8****	48" Single Color, Red, Blue, Amber and/or White, with Center Section for 795H, Strobe or Center LED Warning	1668.00
	IG2****	54" Single Color, Red, Blue, Amber and/or White, with Center Section for 795H, Strobe or Center LED Warning	1668.00

**Liberty™ II, SOLO™ Series Options**

	IWDL*	One Single Color Long 6 Super-LED® Lighthouse, Red, Blue, Amber or White	159.00
	IWDS*	One Single Color Short 3 Super-LED® Lighthouse, Red, Blue, Amber or White	113.00
	IBDL#	One DUO+™ Color Interleaved Long Super-LED® Lighthouse, Red, Blue, Amber and/or White, For use as a Rear DUO+™ Traffic Advisor™ BW, BH, IW and IH Series Only	299.00
	IBDS#	One DUO+™ Color Interleaved Short 6 Super-LED® Lighthouse, Red, Blue, Amber and/or White, For use as a Rear DUO+™ Traffic Advisor™ BW, BH, IW and IH Series Only	159.00





IHDC*	One Single Color 6-LED Double Reflector Lighthead, Red, Blue, Amber or White, for BH, IG or IH Series Lightbar Only. Rear Center Mount Section Only	159.00
IJDC#	One DUO+™ Color Interleaved Double Reflector Lighthead, Red, Blue, Amber and/or White, for BH and IH Series Lightbar Only. Rear Center Mount Option Only, for use as a DUO+ Traffic Advisor™	299.00
IWTS3*	One Short 3 Super-LED® Take Down Light and One Single Color Short 3 Super-LED® Lighthead, for Inboard Position in a 48" BW, IW and IX Series Lightbar Only	175.00
ITLPF2	Two Long ProFocus™ LED Take Down Lights, Programmable as Floodlights or Spotlights	399.00
ITL12	Two Long 12 Super-LED® Take Down Lights	408.00
ITL3	Two Long 3 Super-LED® Take Down Lights with Proclera® Silicone Optics	131.00
ITS3	Two Short 3 Super-LED® Take Down Lights	131.00
IA3	Two 3 Super-LED® Alley Lights, with 15° Horizontal Adjustment	131.00
ICF*	Color Filter, for Corner Module Only	6.15
ILF*	Color Filter, Long Module	6.15
ISF*	Color Filter, Short Module	6.15
IWTACNTL	Traffic Advisor™, Internal and External Harness and TACTL5, Lightheads purchased separately. When Purchased with Lightbar Only	568.00
IWBTTLED	Two LED Brake/Tail/Turn Lights, For WeCanX™ and WeCan® Series Only	190.00
IXBTTLED	Two LED Brake/Tail/Turn Lights, For IX Series Only	211.00
IWBTTBR	Two Super-LED® DUO™ Warning Modules with Brake/Tail/Turn Feature, One Blue/Red & One Red/Red, For BW, BH, IW and IH Series Only	599.00
IWBTTBB	Two Super-LED® DUO™ Warning Modules with Brake/Tail/Turn Feature, Two Blue/Red, For BW, BH, IW and IH Series Only	599.00
IWBTTAA	Two Super-LED® DUO™ Warning Modules with Brake/Tail/Turn Feature, Two Amber/Red, For BW, BH, IW and IH Series Only	599.00
†† 795H	GTT Self-Contained Opticom™ IR LED Emitter, Factory Installed Only	2022.00
IJ795H	Installation (Pre-wired) of 795H in a Liberty™ II BH, IG or IH Series Lightbar Only. Center Mount Option Only. No Charge when Purchased with 795H	
IJ795HN	Installation (Pre-wired) of 795H in a Liberty™ II BH, IG or IH Series Lightbar Only. Center Mount Option Only. For Customer Supplied Emitter.	85.00
IJ795HT	Two Super-LED® Flashing Take-Down Lights and Installation (Pre-wired) of 795H in a Liberty™ II BH, IG or IH Series Lightbar Only. Center Mount Option Only	131.00
IJ795HTN	Two Super-LED® Flashing Take-Down Lights and Installation (Pre-wired) of 795H in a Liberty™ II BH, IG or IH Series Lightbar Only. Center Mount Option Only. For Customer Supplied Emitter.	216.00
IJ500S	Strobe for Liberty™ II BH, IG or IH Series Lightbar Only. Center Mount Option Only	242.00
IJ500ST	Two Super-LED® Flashing Take-Down Lights and a Strobe for Liberty™ II BH, IG or IH Series Lightbar Only. Center Mount Option Only	424.00
IWTACBL	Traffic Advisor™, Internal and External Harness, for use with CCSRNTA, Lightheads Purchased Separately. When Purchased with Lightbar Only	230.00
IBDSCBL	Driver Side Cable Exit	65.00
IWPHOTO	Photo Cell Option for Hi/Low Power, For BW and IW Series Only, No Charge when Ordered with Lightbar (Not for Use with Smoked or Colored Lens)	
IXPHOTO	Photo Cell Option for Hi/Low Power, For IX Series Only, No Charge when Ordered with Lightbar (Not for Use with Smoked or Colored Lens or with WCC92/WCC92SUB)	
IJ8END#	Color End Dome with Alley Window, for 48" BH, IG or IH Series Only, When Purchased with a Lightbar, Add Each	29.00
IJ2END#	Color End Dome with Alley Window, for 44" or 54" with Long Center Section, for BH, BJ, IG, IH or IJ Series Only, When Purchased with a Lightbar, Add Each	29.00
IJCNT*	Color Center Dome for 48" or 54" BH, IG or IH Series Only, When Purchased with a Lightbar, Add Each	14.00
IJ8ENDX	Smoked End Dome for 48" BH, IG or IH Series Only, When Purchased with a Lightbar, Add Each	10.50
IJ2ENDX	Smoked End Dome, for 44" or 54" with Long Center Section, for BH, BJ, IG, IH or IJ Series Only, When Purchased with a Lightbar, Add Each	10.50
IJCNTX	Smoked Center Dome for 48" or 54" BH, IG or IH Series Only, When Purchased with a Lightbar, Add Each	10.50
IB4ENDX	Smoked End Dome, for 44" BW, IX or IW Series Only, When Purchased with a Lightbar, Add Each	10.50
IB8ENDX	Smoked End Dome for 48" or 54" BW, IX or IW Series Only, When Purchased with a Lightbar, Add Each	10.50
IBCNTX	Smoked Center Dome for 54" BW, IX or IW Series Only, When Purchased with a Lightbar, Add Each	10.50
IBDIVIDX	Smoked Divider for BH, BW, IX, IG, IH or IW Series Only, When Purchased with a Lightbar, Add Each	10.50
WCC92SUB	Substitute WCC92 WeCan® Controller for WeCan Control Point, For Use with Liberty™ II WeCan® Series Only (Not for Use with Photocell Option)	167.00
<b>Liberty™ II, DUO+™ IB &amp; IJ WeCan® Series</b>		
IB4****	44" Single Color, Red, Blue, Amber or White	2162.00
IB8****	48" Single Color, Red, Blue, Amber or White	2162.00


All models are 12 Volt D.C. only unless otherwise noted above. For other voltages contact factory.


\* Replace symbol in model number with letter indicating lens color or LED color desired: **A** = Amber; **B** = Blue; **C** = Clear/White; **R** = Red; **G** = Green

# Replace symbol in model number with letter indicating SPLIT lens or LED color desired: **D** = Red/Clear or White; **E** = Blue/Clear or White; **F** = Amber/Clear or White; **H** = Green/Clear or White; **J** = Red/Blue; **K** = Red/Amber; **L** = Red/Green; **M** = Blue/Amber **†** (to be discontinued, check availability) **††** NCNR (special order, check availability, non-cancelable, non-returnable) **!** Indicate length desired: 5 foot, 6 foot, 7 foot or 8 foot **\$** Indicates Lower Price

**⚠ WARNING:** These products may contain chemicals known to the State of California to cause cancer and birth defects or other reproductive harm.

For more information, visit [www.whelen.com/regulatory](http://www.whelen.com/regulatory).

↓  - NCNR (special order, non-cancelable, non-returnable, check availability). See "Made-To-Order" Statement on Table of Contents Page of this Price List.

MODEL	DESCRIPTION	LIST
IB2****	54" Single Color, Red, Blue, Amber or White	2162.00
IJ8****	48" Single Color, Red, Blue, Amber or White, with Center Section for 795H, Strobe or Center LED Warning	2243.00
IJ8####	48" DUO+™ Color, Red, Blue, Amber and/or White, with Center Section for 795H, Strobe or Center LED Warning	2243.00
IJ2****	54" Single Color, Red, Blue, Amber or White, with Center Section for 795H, Strobe or Center LED Warning	2243.00
IJ2****	54" Single Color, Red, Blue, Amber or White, with Center Section for 795H, Strobe or Center LED Warning	2243.00
IJ2####	54" DUO+™ Color, Red, Blue, Amber and/or White, with Center Section for 795H, Strobe or Center LED Warning	2243.00
IB4####	44" DUO+™ Color, Red, Blue, Amber and/or White	2162.00
IB8####	48" DUO+™ Color, Red, Blue, Amber and/or White	2162.00
<b>Liberty™ II, DUO+™ Series Options</b>		
IBDL*	One Single Color Long 12 Super-LED® Lighthead, Red, Blue, Amber or White	299.00
IBDL#	One DUO+™ Color Interleaved Long Super-LED® Lighthead, Red, Blue, Amber and/or White	299.00
IBDS*	One Single Color Short 6 Super-LED® Lighthead, Red, Blue, Amber or White	159.00
IBDS#	One DUO+™ Color Interleaved Short 6 Super-LED® Lighthead, Red, Blue, Amber and/or White	159.00
ITLPP2	Two Long ProFocus™ LED Take Down Lights, Programmable as Floodlights or Spotlights	399.00
ITL12	Two Long 12 Super-LED® Take Down Lights	408.00
IJDC*	One Single Color Double Reflector Lighthead, Red, Blue, Amber or White, for BJ and IJ Series Lightbar Only. Rear Center Mount Option Only	299.00
IJDC#	One DUO+™ Color Interleaved 12-LED Double Reflector Lighthead, Red, Blue, Amber and/or White, for BJ and IJ Series Lightbar Only. Rear Center Mount Option Only	299.00
ITL3	Two Long 3 Super-LED® Take Down Lights with Proclera® Silicone Optics	131.00
ITS3	Two Short 3 Super-LED® Take Down Lights	131.00
IBTS3*	One Short 3 Super-LED® Take Down Light and One Single Color Short 6 Super-LED® Lighthead, for Inboard Position in a 48" BB and IB Series Lightbar Only	229.00
IBTS3#	One Short 3 Super-LED® Take Down Light and One DUO+™ Interleaved Short Super-LED® Lighthead, for Inboard Position in a 48" BB and IB Series Lightbar Only	229.00
IA3	Two 3 Super-LED® Alley Lights with 15° Horizontal Adjustment	131.00
ICF*	Color Filter, for Single Color Corner Module Only	6.15
ILF*	Color Filter, for Single Color Long Module Only	6.15
ISF*	Color Filter, for Single Color Short Module Only	6.15
 795H	GTT Self-Contained Opticom™ IR LED Emitter, Factory Installed Only	2022.00
IJ795H	Installation (Pre-wired) of 795H in a Liberty™ II BJ and IJ Series Lightbar Only. Center Mount Option Only. No Charge when Purchased with 795H	
IJ795HN	Installation (Pre-wired) of 795H in a Liberty™ II BJ and IJ Series Lightbar Only. Center Mount Option Only. For Customer Supplied Emitter.	85.00
IJ795HT	Two Super-LED® Flashing Take-Down Lights and Installation (Pre-wired) of 795H in a Liberty™ II BJ and IJ Series Lightbar Only. Center Mount Option Only	131.00
IJ795HTN	Two Super-LED® Flashing Take-Down Lights and Installation (Pre-wired) of 795H in a Liberty™ II BJ and IJ Series Lightbar Only. Center Mount Option Only. For Customer Supplied Emitter.	216.00
IJ500S	Strobe for Liberty™ II BJ and IJ Series Lightbar Only. Center Mount Option Only	242.00
IJ500ST	Two Super-LED® Flashing Take-Down Lights and a Strobe for Liberty™ II BJ and IJ Series Lightbar Only. Center Mount Option Only	424.00
IWBTTLED	Two LED Brake/Tail/Turn Lights, For WeCanX™ and WeCan® Series Only	190.00
IBTTMK	Two Super-LED® TRIO™ Warning Modules with Brake/Tail/Turn Feature for WeCan® Lightbars, One Blue/Amber/Red & One Red/Amber/Red, For IB and IJ Series Only	655.00
IBTTMK2	Two Super-LED® TRIO™ Warning Modules with Brake/Tail/Turn Feature for 54" WeCan® Lightbar, One Blue/Amber/Red & One Red/Amber/Red, For IB/IJ Series Only	655.00
IBTTMM	Two Super-LED® TRIO™ Warning Modules with Brake/Tail/Turn Feature for WeCan® Lightbars, Two Blue/Amber/Red, For IB and IJ Series Only	655.00
IBTTMM2	Two Super-LED® TRIO™ Warning Modules with Brake/Tail/Turn Feature for 54" WeCan® Lightbar, Two Blue/Amber/Red, For IB/IJ Series Only	655.00
IBDSCBL	Driver Side Cable Exit	65.00
IJ8END#	Color End Dome with Alley Window, for 48" BJ and IJ Series Only, When Purchased with a Lightbar, Add Each	29.00
IJ2END#	Color End Dome with Alley Window, for 44" or 54" with Long Center Section, for BH, BJ, IG, IH and IJ Series Only, When Purchased with a Lightbar, Add Each	29.00
IJCNT*	Color Center Dome for 48" or 54" BJ and IJ Series Only, When Purchased with a Lightbar, Add	14.00
IJ8ENDX	Smoked End Dome for 48" BJ and IJ Series Only, When Purchased with a Lightbar, Add Each	10.50
IJ2ENDX	Smoked End Dome, for 44" or 54" with Long Center Section, for BH, BJ, IG, IH and IJ Series Only, When Purchased with a Lightbar, Add Each	10.50



IJCNTX	Smoked Center Dome for 48" or 54" BJ and IJ Series Only, When Purchased with a Lightbar, Add	10.50
IB4ENDX	Smoked End Dome, for 44" BB and IB Series Only, When Purchased with a Lightbar, Add Each	10.50
IB8ENDX	Smoked End Dome for 48" or 54" BB and IB Series Only, When Purchased with a Lightbar, Add Each	10.50
IBCNTX	Smoked Center Dome for 54" BB and IB Series Only, When Purchased with a Lightbar, Add	10.50
IBDIVIDX	Smoked Divider for BB, BJ, IB and IJ Series Only, When Purchased with a Lightbar, Add Each	10.50
WCC92SUB	Substitute WCC92 WeCan® Controller for WeCan® Control Point, When Purchased with Liberty™ WeCan® Series Only (Not for Use with Photocell Option)	167.00
IWPHOTO	Photo Cell Option for Hi/Low Power, No Charge when Ordered with Lightbar (Not for Use with Smoked or Colored Lens)	

#### Liberty™ II TRIO™ Series Super-LED® Lightbars

Includes Four Corner TRIO® Modules, Alley Lights and Clear Lens. 44" and 48" Lightbar Features 10 Inboard Modules and Two 3-LED Take-Down Lights. 54" Lightbar Features 14 Inboard Modules and Two 3-LED Take-Down Lights. (For Mounting Options, See Optional Mounting Kits).

#### Liberty™ II TRIO™ Series Super-LED® Lightbars

††	I341	44", TRIO1, Red/Blue with White Illumination	5905.00
††	I381	48", TRIO1, Red/Blue with White Illumination	6217.00
††	I321	54", TRIO1, Red/Blue with White Illumination	6527.00
††	I342	44", TRIO2, Red/Blue with Traffic Advisor™ and White Illumination	5905.00
††	I382	48", TRIO2, Red/Blue with Traffic Advisor™ and White Illumination	6217.00
††	I322	52", TRIO2, Red/Blue with Traffic Advisor™ and White Illumination	6527.00
††	I343	44", TRIO3, Red and Blue Warning with Green Command Corners and White Illumination Inboard	6120.00
††	I383	48", TRIO3, Red and Blue Warning with Green Command Corners and White Illumination Inboard	6433.00
††	I323	54", TRIO3, Red and Blue Warning with Green Command Corners and White Illumination Inboard	6742.00
††	I344	44" TRIO4, Red and Blue Warning with Amber Traffic Advisor™ and Green Command Corners and White Illumination Front and Rear Inboard	6120.00
††	I384	48" TRIO4, Red and Blue Warning with Amber Traffic Advisor™ and Green Command Corners and White Illumination Front and Rear Inboard	6433.00
††	I324	54" TRIO4, Red and Blue Warning with Amber Traffic Advisor™ and Green Command Corners and White Illumination Front and Rear Inboard	6742.00
††	I345	44", TRIO5, Red/Blue with White Illumination to the Front and Rear Corners and Red/Blue/Amber Rear Inboards	5905.00
††	I385	48", TRIO5, Red/Blue with White Illumination to the Front and Rear Corners and Red/Blue/Amber Rear Inboards	6217.00
††	I325	54", TRIO5, Red/Blue with White Illumination to the Front and Rear Corners and Red/Blue/Amber Rear Inboards	6527.00
††	I346	44", TRIO6, Red/Blue with Green Corners and White Illumination Front Inboards and Red/Blue/Amber Rear Inboards	6120.00
††	I386	48", TRIO6, Red/Blue with Green Corners and White Illumination Front Inboards and Red/Blue/Amber Rear Inboards	6433.00
††	I326	54", TRIO6, Red/Blue with Green Corners and White Illumination Front Inboards and Red/Blue/Amber Rear Inboards	6742.00

#### Liberty™ II, TRIO™ Series Options

††	SUBI3T12	Substitute 12 Super-LED® Long Take-Downs for 3 Super-LED® Long Take-Downs with Proclera® Silicone Optics, for Liberty™ II TRIO™ Only	278.00
----	----------	--	--------

#### Cenator® Super-LED® Series Lightbars

Clear Outer Lens Standard with Multiple Flash Patterns and Passenger Side Cable Exit. (For Mounting Options, See Optional Cenator® Mounting Kits).

#### Cenator® SOLO™ CV Standard Current Series Super-LED®, LIN6™

	CV4****	42" Single Color, Red, Blue, Amber or White	1075.00
	CV8****	48" Single Color, Red, Blue, Amber or White	1099.00
	CV2****	54" Single Color, Red, Blue, Amber or White	1189.00

#### Cenator® SOLO™ CX Standard Current Series Super-LED®, LIN6+™

	CX4****	42" Single Color, Red, Blue, Amber or White	1175.00
	CX8****	48" Single Color, Red, Blue, Amber or White	1199.00
	CX2****	54" Single Color, Red, Blue, Amber or White	1289.00

#### Cenator® SOLO™ CY WeCan® Series Super-LED®, LIN6™

	CY4****	42" Single Color, Red, Blue, Amber or White	1175.00
	CY8****	48" Single Color, Red, Blue, Amber or White	1199.00
	CY2****	54" Single Color, Red, Blue, Amber or White	1289.00

#### Cenator® DUO™ CB WeCan® Series Super-LED®, LIN6™

	CB4####	42" DUO™ Color, Red, Blue, Amber and/or White	1275.00
	CB8####	48" DUO™ Color, Red, Blue, Amber and/or White	1299.00
	CB2####	54" DUO™ Color, Red, Blue, Amber and/or White	1389.00

All models are 12 Volt D.C. only unless otherwise noted above. For other voltages contact factory.


\* Replace symbol in model number with letter indicating lens color or LED color desired: **A** = Amber; **B** = Blue; **C** = Clear/White; **R** = Red; **G** = Green


# Replace symbol in model number with letter indicating SPLIT lens or LED color desired: **D** = Red/Clear or White; **E** = Blue/Clear or White; **F** = Amber/Clear or White; **H** = Green/Clear or White; **J** = Red/Blue; **K** = Red/Amber; **L** = Red/Green; **M** = Blue/Amber † (to be discontinued, check availability) ‡ NCNR (special order, check availability, non-cancelable, non-returnable) ! Indicate length desired: 5 foot, 6 foot, 7 foot or 8 foot \$ Indicates Lower Price

**⚠ WARNING:** These products may contain chemicals known to the State of California to cause cancer and birth defects or other reproductive harm.

For more information, visit [www.whelen.com/regulatory](http://www.whelen.com/regulatory).



↓  - NCNR (special order, non-cancelable, non-returnable, check availability). See "Made-To-Order" Statement on Table of Contents Page of this Price List.

MODEL	DESCRIPTION	LIST
<b>Cenator® SOLO™ CP WeCan® Series Super-LED®, LIN6+™</b>		
CP4****	42" Single Color, Red, Blue, Amber or White	1275.00
CP8****	48" Single Color, Red, Blue, Amber or White	1299.00
CP2****	54" Single Color, Red, Blue, Amber or White	1389.00
<b>Cenator® DUO™ CJ WeCan® Series Super-LED®, LIN6+™</b>		
CJ4####	42" DUO™ Color, Red, Blue, Amber and/or White	1375.00
CJ8####	48" DUO™ Color, Red, Blue, Amber and/or White	1399.00
CJ2####	54" DUO™ Color, Red, Blue, Amber and/or White	1489.00
<b>Cenator® Super-LED® Series Options</b>		
CTDA	Two Super-LED® Take Downs, Two Work Lights or Two Alley lights, Maximum 4 Lamp Modules Total Per Bar	85.00
CFTD	Two Super-LED® Flashing Take Downs for Standard Current Lightbars Up To 60" Long, For use in CV and CX Series Only	110.00
CDC*	One CON3™ Module, Red, Blue, Amber or White, Cannot be used with LIN6+™ Module	99.00
CDCF*	Color Filter for CON3 Module, Red, Blue or Amber, Each	6.15
CDL*	One LIN6™ Module, Red, Blue, Amber or White, Cannot be used with LIN6+™ Module	129.00
CCFTR*	Color Filter for LIN6™ and LIN6+™ Module, Red, Blue or Amber, Each	6.15
CDL#	One DUO™ LIN6™ Module, Red/Amber, Blue/Amber, Red/White, Blue/White, Amber/White or Red/Blue, Cannot be Used with LIN6+™ Lighthouse	189.00
CDLP*	One LIN6+™ Module, Red, Blue, Amber or White, Cannot be used with LIN6™ or LIR3™ Module	209.00
CDLP#	One DUO™ LIN6+™ Module, Red/Amber, Blue/Amber, Red/White, Blue/White, Amber/White or Red/Blue, Cannot be Used with LIN6™ or LIR3™ Module	289.00
CDOMECB	Clear End Dome with Blue Color Top, When Purchased with a Lightbar, Add Each	10.50
CDOMECR	Clear End Dome with Red Color Top, When Purchased with a Lightbar, Add Each	10.50
CDOMEX	Smoked End Dome, When Purchased with a Lightbar, Add Each	10.50
CCNT1X	Smoked Center Dome, 6" Section, When Purchased with a Lightbar, Add Each	10.50
CCNT2X	Smoked Center Dome, 12" Section, When Purchased with a Lightbar, Add Each	10.50
CCNT3X	Smoked Center Dome, 18" Section, When Purchased with a Lightbar, Add Each	10.50
CCNT4X	Smoked Center Dome, 24" Section, When Purchased with a Lightbar, Add Each	10.50
CDVIDX	Smoked Divider, When Purchased with Lightbar, Add Each	10.50
CCFTR*	Color Filter for LIN6™ or LIN6+™ Module, Red, Blue or Amber, Each	6.15
CSDSCBL	Driver Side Cable Exit, Standard Current	65.00
CSWDSCBL	Driver Side Cable Exit, SOLO™ WeCanX™ and WeCan® Series	65.00
CDWDSCBL	Driver Side Cable Exit, DUO™ and TRIO™ WeCanX™ and WeCan® Series	65.00
CTACBL	Traffic Advisor™ Includes Internal and External Harness, For Use with CenCom® with TA Driver Option, Lighthouses Purchased Separately. When Purchased with Lightbar Only	230.00
CTACNTL	Traffic Advisor™ Includes Internal, External Harness and TACTL5, Lighthouses Purchased Separately. When Purchased with Lightbar Only	568.00
CPHOTO	Photocell Option for WeCan® Models Only, No Charge when Ordered with WeCan® Lightbar, Not for use with WCC92/WCC92SUB	
CSWBTR2	Two Super-LED® DUO™ Warning Modules with Brake/Tail/Turn Feature for WeCan® Lightbars, One Blue/Red & One Red/Red, For use in CP and CJ Series Only	578.00
CSWBTRB2	Two Super-LED® DUO™ Warning Modules with Brake/Tail/Turn Feature for WeCan® Lightbars, Two Blue/Red, For use in CP and CJ Series Only	578.00
CSWBTA2	Two Super-LED® DUO™ Warning Modules with Brake/Tail/Turn Feature for WeCan® Lightbars, Two Amber/Red, For use in CP and CJ Series Only	578.00
CDWBTR2	Two Super-LED® TRIO™ Warning Modules with Brake/Tail/Turn Feature for WeCan® Lightbars, One Blue/Amber/Red & One Red/Amber/Red, For use in CP and CJ Series Only	738.00
CDWBTRB2	Two Super-LED® TRIO™ Warning Modules with Brake/Tail/Turn Feature for WeCan® Lightbars, Two Blue/Amber/Red, For use in CP and CJ Series Only	738.00
CVBTL60	<b>NEW</b> Two LED Brake/Tail/Turn Lights for 42", 48", 54" and 60" CV and CX Series Only	276.00
CVBTL66	<b>NEW</b> Two LED Brake/Tail/Turn Lights for 66" and longer CV and CX Series Only	276.00
 795H	GTT Self-Contained Opticom™ IR LED Emitter, Factory Installed Only	2022.00
C795H2	Installation (Pre-Wire) of 795H in a 42" or 54" Cenator® Center Position, No Charge When Purchased with a 795H Emitter	
C795H2N	Installation (Pre-Wired) of 795H in a 42" or 54" Cenator® Center Position. For Customer Supplied Emitter.	85.00
C795H8	Installation (Pre-Wire) of 795H in a 48" or 60" Cenator® Center Position, No Charge When Purchased with a 795H Emitter	
C795H8N	Installation (Pre-Wired) of 795H in a 48" or 60" Cenator® Center Position. For Customer Supplied Emitter.	85.00
CSIGNL2	Lighted Sign for 48" Cenator® Lightbars Only	315.00
CSIGNL3	Lighted Sign for 42" and 54" Cenator® Lightbars Only	315.00



WCC92SUB	Substitute WCC92 WeCan® Controller for WeCan® Control Point, When Purchased with Cenator® WeCan® Series Only (Not for Use with Photocell Option)	167.00
----------	--	--------

#### Cenator® TRIO™ Series Linear Super-LED® Lightbars

Includes Four Corner LIN6+™ Super-LED® TRIO™ Modules, Take-Downs, Alley Lights and Clear Lens. Passenger Side Cable Exit. (For Mounting Options, See Optional Cenator® Mounting Kits).

#### Cenator® TRIO™ Series Linear Super-LED® Lightbars, Red/Blue with White Illumination

C381	48", TRIO1, 12 Inboard TRIO™ Modules, Red/Blue with White Illumination	5499.00
C321	54", TRIO1, 14 Inboard TRIO™ Modules, Red/Blue with White Illumination	6099.00
C385	48", TRIO2, 12 Inboard TRIO™ Modules, Red/Blue with White Illumination to the Front and Rear Corners and Red/Blue/Amber Rear Inboards	5499.00
C325	54", TRIO2, 14 Inboard TRIO™ Modules, Red/Blue with White Illumination to the Front and Rear Corners and Red/Blue/Amber Rear Inboards	6099.00



#### Cenator® Super-LED® Series Mounting Kit Options

For Use with Cenator® Lightbars at Time of Purchase Only.

#### Cenator® Super-LED® Series Mounting Kit Options

CMK95	NEW Chevy Colorado / 2015-2020 / 48"	79.00
CMK93	Chevy Tahoe PPV and SSV / 2015 - 2020 / 54"	79.00
CMK101	Chevy Silverado 1500 / 2019 / 54"	79.00
CMK91	Chevy Silverado / 2017-2018 / 54"	79.00
CMK82	NEW Dodge Charger / 2016-2020 / 48"	79.00
CMK85	NEW Dodge Durango / 2018-2020 / 48"	79.00
CMK86	Ram 1500 / 2018 and Ram 1500 Classic / 2019 / Ram 2500/3500 / 2019 / 54" - 60"	79.00
CMK105	Ford Police Interceptor Utility / 2020 / 54"	79.00
†† CMK83	Ford Police Interceptor Utility / 2014-2019 / 48" - 54"	79.00
CMK98	Ford Expedition SSV / 2018-2020 / 54" - 60"	79.00
CMK103	Ford Expedition SSV (Roof Rack Mount) / 2018 - 2020 / 54" - 60"	79.00
CMK88	Ford Fusion / 2017-2019 / 48"	79.00
CMKAJ94	Ford F-150 / 2015-2020 and F-250/F-350/F-450/F-550 Super Duty / 2017-2020 / Adjustable Lightbar Mounting Foot Kit, Stainless Steel / 60"	89.00
CMK104	Ford Ranger / 2019-2020 / 48"	79.00
CMK99	Toyota Camry / 2017-2019 / 48"	79.00
CMK100	Toyota Tundra / 2017-2019 / 54"	79.00
CMK7	Permanent Mounting Kit / ALL	47.00
CSTPK#	Straps and Bolts Only For Mounting Kit, For Use with CMK Only	95.00
CMK29	Mounting Foot with Strap Hardware (Straps Purchased Separately)	55.00
RCMK#	Replacement Mounting Kit Includes Feet, Hardware & Straps of your Choice	161.00
RCMK29	Replacement Mounting Foot with Strap Hardware (Straps Purchased Separately)	95.00
CMK9S	Stud Mount Kit (2 Each), 48" - 54"	59.00
CMK20S	Stud Mount Kit (3 Each), 60"+	93.00

#### Justice® Super-LED® WeCan® Series Lightbars

Black Base with Clear Outer Lenses Standard with Multiple Flash Patterns and Passenger Side Cable Exit. (For Mounting Options, See Optional Mounting Kits).

#### Justice® JV WeCan® Series Super-LED®, Includes Four Corner Linear-LED® Modules with 9 Super-LED®s Per Module.

JV4****	44" 4 Red, Blue, Amber and/or White	1472.00
JV8****	50.125" 4 Red, Blue, Amber and/or White	1541.00
JV2****	56.25" 4 Red, Blue, Amber and/or White	1616.00



#### Justice® JY WeCan® Series Super-LED®, Includes Four Corner Linear-LED® Modules with 6 Super-LED®s Per Module.

JY4****	44" 4 Red, Blue, Amber and/or White	1360.00
JY8****	50.125" 4 Red, Blue, Amber and/or White	1428.00
JY2****	56.25" 4 Red, Blue, Amber and/or White	1503.00

#### Justice® WeCan® Series Options

JDC*	One CON3™, Red, Blue, Amber or White	104.00
JDH*	One LTR3™, for Use in Center Section Only, Red, Blue, Amber or White	104.00
JDL*	One LIN6™, Red, Blue, Amber or White	167.00
JDL#	One DUO™ LIN6™, Red/Amber or Blue/Amber, For use in Rear of Bar as a DUO™ Traffic Advisor™	176.00
JTLS1	Two LR11 Super-LED® Flashing Take-Down Lights with 15° Horizontal Adjustment	117.00
JALF1	Two LR11 Super-LED® Flashing Alley Lights with 15° Horizontal Adjustment	117.00
JDLF**	Two Red, Blue and/or Amber Flashing LR11 Super-LED® Modules in Alley Light Positions, with 15° Horizontal Adjustment	230.00
JCTLS1	One LR11 Super-LED® Flashing Take-Down Light, for Single Center Section, with 15° Horizontal Adjustment	70.00
JCTLS12	Two LR11 Super-LED® Flashing Take-Down Lights, for Two Center Sections, with 15° Horizontal Adjustment	117.00

All models are 12 Volt D.C. only unless otherwise noted above. For other voltages contact factory.

\* Replace symbol in model number with letter indicating lens color or LED color desired: **A** = Amber; **B** = Blue; **C** = Clear/White; **R** = Red; **G** = Green

# Replace symbol in model number with letter indicating SPLIT lens or LED color desired: **D** = Red/Clear or White; **E** = Blue/Clear or White; **F** = Amber/Clear or White; **H** = Green/Clear or White; **J** = Red/Blue; **K** = Red/Amber; **L** = Red/Green; **M** = Blue/Amber † (to be discontinued, check availability) ‡ NCNR (special order, check availability, non-cancelable, non-returnable) ! Indicate length desired: 5 foot, 6 foot, 7 foot or 8 foot \$ Indicates Lower Price

**⚠ WARNING:** These products may contain chemicals known to the State of California to cause cancer and birth defects or other reproductive harm.

For more information, visit [www.whelen.com/regulatory](http://www.whelen.com/regulatory).

↓ **††** - NCNR (special order, non-cancelable, non-returnable, check availability). See "Made-To-Order" Statement on Table of Contents Page of this Price List.

MODEL	DESCRIPTION	LIST
JCTLS1D	One Dual LR11 Super-LED® Flashing Take-Down Lights, for Single Center Section, with 15° Horizontal Adjustment	117.00
JTDLED1	One Super High Intensity LED Take-Down, for Center Section of a 50" Lightbar	116.00
JTDLED2	Two Super High Intensity LED Take-Down Lights	230.00
JWLLED2	Two Super High Intensity LED Work Lights	230.00
JXALF1L	Two Super-LED® External Alley Lights, for Standard End Section	309.00
JXALF**L	Two Red, Blue and/or Amber Super-LED® Modules in External Alley Light Positions, for Standard End Section	259.00
JBTTLED	Two LED Brake/Turn/Tail Lights	195.00
JTA2W	Two Wire Control Traffic Advisor™, Standard Feature if Appropriate Number of Lightheads are Purchased	
JTACNTL	Traffic Advisor™ Includes Internal, External Harness and TACTL5, Lightheads Purchased Separately. When Purchased with Lightbar Only. For Use with CON3™ Center Module Only	568.00
JTACBL	Traffic Advisor™ Includes Internal and External Harness, for use with CCSRNTA3, Lightheads Purchased Separately. When Purchased with Lightbar Only. For Use with CON3™ Center Module Only	230.00
WCC9SUB	Substitute WCC9 WeCan® Controller for WeCan® Electronic Control Point Module. When Purchased with WeCan® JV & JY Series Lightbars Only, ADD	167.00
DELWCCP	Delete WeCan® Control Point, for use with JV and JY Series Only - DEDUCT	39.00
<b>††</b> JDSCBL	Driver Side Cable Exit, in Place of Passenger Side	
JBULK18	Bulk Package of 18 Justice® Series Lightbars, In Place of Standard Individually Boxed Lightbars-DEDUCT	60.00

**Justice® Super-LED® Competitor™ Series Lightbars**

Black Base with Clear Outer Lenses Standard. Standard Current Switching with Scan-Lock™ Flash Patterns, Pattern Override Mode and Passenger Side Cable Exit. (For Mounting Options, See Optional Mounting Kits).

**Justice® JC Competitor™ Series Super-LED®**, Includes Four Corner Linear-LED® Modules with 9 Super-LED®s Per Module.

JC4****	44" 4 Red, Blue, Amber and/or White	1133.00
JC8****	50.125" 4 Red, Blue, Amber and/or White	1220.00
JC2****	56.25" 4 Red, Blue, Amber and/or White	1305.00
JC0****	62.375" 4 Red, Blue, Amber and/or White	1404.00

**Justice® JE Competitor™ Series Super-LED®**, Includes Four Corner Linear-LED® Modules with 6 Super-LED®s Per Module.

JE4****	44" 4 Red, Blue, Amber and/or White	1020.00
JE8****	50.125" 4 Red, Blue, Amber and/or White	1107.00
JE2****	56.25" 4 Red, Blue, Amber and/or White	1191.00
JE0****	62.375" 4 Red, Blue, Amber and/or White	1289.00

**Justice® Competitor™ Series Options**

JDC*	One CON3™, Red, Blue, Amber or White	104.00
JDH*	One LTR3™, for Use in Center Section Only, Red, Blue, Amber or White	104.00
JDL*	One LIN6™, Red, Blue, Amber and/or White	167.00
JHALF1	Two LR11 Super-LED® Steady-Burn Alley Lights with 15° Horizontal Adjustment	183.00
JHCTAL1C	One High Intensity Super-LED® Center-Mounted Steady-Burn Take-Down Light, for Single Center Section and Two LR11 Super-LED® Steady-Burn Alley Lights with 15° Horizontal Adjustment	263.00
JHTDLED1	One High Intensity Super-LED® Center-Mounted Steady-Burn Take-Down Light, for Single Center Section	165.00
JHTLS2	Two LR11 Super-LED® Steady-Burn Take-Down Lights with 15° Horizontal Adjustment	183.00
JHCTLS1	Two LR11 Super-LED® Center-Mounted Steady-Burn Take-Down Lights with 15° Horizontal Adjustment for two center sections	183.00
JHCTLS1D	One Dual LR11 Super-LED® Take-Down Light, for Single Center Section, with 15° Horizontal Adjustment	183.00
JHTDALL1	Four LR11 Super-LED®s, Two Steady-Burn Take-Down and Two Steady-Burn Alley Lights with 15° Horizontal Adjustment	285.00
JHCTAL1	Four LR11 Super-LED®, Two Center-Mounted Steady-Burn Take-Down and Two Steady-Burn Alley Lights with 15° Horizontal Adjustment for two center sections	285.00
JHCTAL1D	Four LR11 Super-LED®, One Dual LR11 Center-Mounted Steady-Burn Take-Down Light, for Single Center Section and Two Steady-Burn Alley Lights with 15° Horizontal Adjustment	285.00
JHFLASH	Flasher for Flashing Take-Down or Flashing Work Lights, Please Specify	117.00
JHBTLED	Two LED Brake/Tail/Turn Lights	276.00
JTACNTL	Traffic Advisor™, Includes Internal and External Harness and TACTL5, Lightheads Purchased Separately. When Purchased with Lightbar Only. For Use with CON3™ Center Module Only	568.00
JTACBL	Traffic Advisor™ Internal and External Harness, for use with CCSRNTA3, Lightheads Purchased Separately. When Purchased with Lightbar Only. For Use with CON3™ Center Module Only	230.00
<b>††</b> JDSCBL	Driver Side Cable Exit, in Place of Passenger Side	



DELWCCP	Delete WeCan® Control Point, for use with Justice Competitor Series Plus Lightbars Only - DEDUCT	39.00
JBULK18	Bulk Package of 18 Justice® Series Lightbars, In Place of Standard Individually Boxed Lightbars- DEDUCT	60.00

### Century™ Elite Series LED Lightbars

**Century™ Elite Series LED Lightbars**, Includes Four Corner Linear-LED® Modules.

CE4****	44", 4 Red, Blue, Amber or White	900.00
CE8****	50", 4 Red, Blue, Amber or White	979.00

### Century™ Elite Series Options

CEDLX*	One Linear12™ LED Red, Blue, Amber or White	159.00
CETAT8	Eight TIR Lamp Amber LED Traffic Advisor™, Requires No Special Control Head, For CE4, 44", Models Only	556.00
CETAL5	Five LED Lamp Amber Linear-LED® Traffic Advisor™, Requires No Special Control Head, For CE8, 50", Models Only	785.00
CTLS1	Two LR11 LED Take Down Lights	117.00
CALF1	Two LR11 LED Alley Lights	117.00



### Towman's™ Super-LED® Series Lightbars

Individual Control of Front and/or Rear Lighthoods. All Models Include 4 Corner Amber Linear-LED® Modules, LED Work Lights, LED Brake/Tail/Turn Lights.

**Towman's™ Freedom® IV Series**, Includes LED Brake/Tail/Turn and LED Work Lights

F40BAAAA	60" Long, Low Current, 3 Slide Bolt Mounting Brackets, Amber, and Eight Inboard Modules	4685.00
F4EDLA	One Single Color Long Economy DYAD™ Lighthouse, Amber	130.00

### Towman's™ Liberty™ II WeCan® Series

IW0BAAAA	60" Long, 4 Slide Bolt Mounting Brackets, Amber, Four Corner and Six Inboard	3490.00
IWDL*	One Single Color Long 6 Super-LED® Lighthouse, Amber, Blue, Red or White	159.00
IWDS*	One Single Color Short 3 Super-LED® Lighthouse, Amber, Blue, Red or White	113.00

**Towman's™ Justice® Competitor™ Series**, Includes Brake/Turn/Tail and LED Work Lights Unless Specified.

JF0TAAAA	62.375" Long, 3 Slide Bolt Mounting Brackets, Amber	1552.00
JF0BAAAA	62.375" Long, 3 Slide Bolt Mounting Brackets, Amber and 6 CON3™ Amber	1828.00
JF0DAAAA	62.375" Long, 3 Slide Bolt Mounting Brackets, Amber with a Five CON3™ Traffic Advisor™, No Work Lights	2177.00
JF0FAAAA	62.375" Long, 3 Slide Bolt Mounting Brackets, Amber with 16 CON3™ Amber, No Work Lights	2196.00
JF01AAAA	62.375" Long, 2 "U" Mounting Brackets with Plug and Play Harness, Amber and 6 CON3™ Amber	1828.00
JF02AAAA	62.375" Long, 2 "U" Mounting Brackets with Plug and Play Harness, Amber and 6 CON3™ Amber, Includes Identification Light	1956.00
JDC*	One CON3™, Amber, Blue, Red or White	104.00

### Towman's™ Century™ Series

CW0BAAAA	60" Long, 3 Slide Bolts Mounting Brackets, Amber with 4 Amber Inboard Modules	1569.00
CDT6A	Optional, One Amber TIR6™ Inboard Module	71.00
CEDLXA	One Amber LIN12™ Super-LED®	159.00



### NFPA Lightbars

Meeting NFPA 1901 Zone "A" Upper Lighting Requirements, For Available Options, Contact Factory. (For Mounting Options, See Optional Mounting Kits).

**NFPA Edge® Freedom® IV F4N Low Current DYAD™ Series Linear Super-LED® Lightbars**, ZONE "A" UPPER, All Models Include Clear Outer Lens, Freight Surcharge May Apply.

F4N2VLED	55", Four Red Corners and Four Front (2 Red/2 White)	2790.00
F4N0VLED	60", Four Red Corners and Four Front (2 Red/2 White)	3269.00
F4N7VLED	72", Four Red Corners and Four Front (2 Red/2 White)	3269.00
F4N2QLED	55", Two Red Front Corners and Four Front (2 Red/2 White) and Two End Red, Square Ends	2790.00
F4N0QLED	60", Two Red Front Corners and Four Front (2 Red/2 White) and Two End Red, Square Ends	3269.00
F4N7QLED	72", Two Red Front Corners and Four Front (2 Red/2 White) and Two End Red, Square Ends	3269.00
F4NMINI	Two 21.5" Mini Freedom® IVs, Each Lightbar Consists of Two Red Front Corners, Two Front Center White and One Red End, Sold in Pairs	3306.00

**NFPA Justice® Series Super-LED®**, ZONE "A" UPPER, All Models Include Clear Outer Lens.

JE2NFPA	56", Four Corner Red Linear-LED®s, Six Front CON3™s (4 Red/2 White)	1828.00
JE0NFPA	62", Four Corner Red Linear-LED®s, Six Front CON3™s (4 Red/2 White)	1912.00

### Options for NFPA Lightbars

MKEZ7	1-1/2" Permanent Mount / ALL	47.00
MK8H	5" Permanent Mount (Cast Aluminum) / ALL / ALL	118.00
MK9S	Slide Bolt Brackets For Flat Surface Mounting (2 ea.) 48"/52"	59.00
MK20S	Slide Bolt Brackets For Flat Surface Mounting (3 ea.) 60"/72"	93.00



All models are 12 Volt D.C. only unless otherwise noted above. For other voltages contact factory.

\* Replace symbol in model number with letter indicating lens color or LED color desired: **A** = Amber; **B** = Blue; **C** = Clear/White; **R** = Red; **G** = Green

# Replace symbol in model number with letter indicating SPLIT lens or LED color desired: **D** = Red/Clear or White; **E** = Blue/Clear or White; **F** = Amber/Clear or White; **H** = Green/Clear or White; **J** = Red/Blue; **K** = Red/Amber; **L** = Red/Green; **M** = Blue/Amber † (to be discontinued, check availability) ‡ NCNR (special order, check availability, non-cancelable, non-returnable) ! Indicate length desired: 5 foot, 6 foot, 7 foot or 8 foot \$ Indicates Lower Price

**⚠ WARNING:** These products may contain chemicals known to the State of California to cause cancer and birth defects or other reproductive harm.

For more information, visit [www.whelen.com/regulatory](http://www.whelen.com/regulatory).

↓ †† - NCNR (special order, non-cancelable, non-returnable, check availability). See "Made-To-Order" Statement on Table of Contents Page of this Price List.

**MODEL DESCRIPTION LIST**

**4500 Series Surface Mount Lightbars**

**4500 Plus Super-LED® Build-A-Bar™ Series**, Not All Options Available on All Lightbars, 4500B Series is a Build-A-Bar, All Inner Lightheads Purchased Separately.



††	45B±±	4500 Series Build-A-Bar™, ±± Insert Length 38" or 44" Long	359.00
††	45B52	4500 Series Build-A-Bar™, 52" Long	457.00
††	45B52*	4500 Series Build-A-Bar™, 52" Long, with Center-Mounted LED ICC Lights, Replace * with Color of ICC light, A = Amber or R = Red	457.00
††	45B±±	4500 Series Build-A-Bar™, ±± Insert Length 60" or 72" Long	666.00
††	45B±±*	4500 Series Build-A-Bar™, ±± Insert Length 60" or 72" Long, with Center-Mounted LED ICC Lights, Replace * with Color of ICC light, A = Amber or R = Red	666.00
††	45B±±	4500 Series Build-A-Bar™, ±± Insert Length 76" Long	730.00
††	45B±±*	4500 Series Build-A-Bar™, ±± Insert Length 76" Long, with Center-Mounted LED ICC Lights, Replace * with Color of ICC light, A = Amber or R = Red	730.00
††	45B±±	4500 Series Build-A-Bar™, Insert Length 82", 84", 86", 88" or 90" Long, Freight Surcharge May Apply	827.00
††	45B±±*	4500 Series Build-A-Bar™, Insert Length 82", 84", 86", 88" or 90" Long, with LED ICC Lights, Replace * with Color of ICC light, A = Amber or R = Red, Freight Surcharge May Apply	827.00
††	45KFL	Interior KKK Front Super-LED® Lighting Package, Includes Two Corner Red, Two 400 Series Red and Two 400 Series White Linear-LED®s	1569.00
††	45KRL	Interior KKK Rear Super-LED® Lighting Package, Includes Two Corner Red, Two 400 Series Red, Two 400 Series Amber Linear-LED®s and Halogen Load Lights	1937.00
††	45DLOUTA	Delete Outboard Two Amber ICC Lights Only	
††	45DLOUTR	Delete Outboard Two Red ICC Lights Only	
††	45DLCNTA	Delete Center Amber ICC Light Only	
††	45DLCNTR	Delete Center Red ICC Light Only	
††	45CL*	Add One Single Color Corner Linear-LED® Lighthead, Amber, Blue, Red or White	272.00
††	45ADRB*	ROTA-BEAM™ Super-LED® Beacon, Red, Blue, Amber or White	416.00
††	45FL*	Add One Single Color 400 Series Linear-LED® Lighthead, Amber, Blue, Red or White	246.00
††	45ADL8*	Add One Single Color 700 Series Super-LED® Lighthead (Flashing), Red, Blue or Amber	246.00
††	45ADLS8*	Add One Single Color 700 Series Super-LED® Lighthead (Steady), Amber, Blue, Red or White (Flasher Purchased Separately)	246.00
††	45FLASH	Add One Internal Flasher & Harness Only, For up to Two 400 or 700 Series Linear-LED® Super-LED® Lightheads	95.00
††	45KFH	Interior KKK Front Halogen Lighting Package, Includes Three Halogen Modules	450.00
††	45KRH	Interior KKK Rear Halogen Lighting Package, Includes Three Halogen Modules and Two Load Lights	630.00
††	45LRLOAD	Add a Pair of Triple (6 LR11's total) LR11 Super-LED® Load Lights	485.00
††	45ADDHAL	Add One 700 Series Halogen Lighthead	159.00
††	45ADDSTR	Add One 700 Series Strobe Lighthead	171.00
††	45ADDAST	Add One Outboard Angled Strobe Lighthead	171.00
††	45ADROTA	Add One Rotator	129.00
††	795H	GTT Self-Contained Opticom™ IR LED Emitter, Factory Installed Only	2022.00
††	45795H	Installation of 795H in a 4500 Series Lightbar, No Charge when Purchased with 795H	
††	45795HN	Installation (Pre-wired) of 795H in a 4500 Series Lightbar. For Customer Supplied Emitter.	85.00

**Options, Mounting Kits**

For Legacy®, Freedom® IV, Justice® (Justice® Not Available in WeCanX™) & Liberty™ II Model/Year/Length, Available at Time of Lightbar Purchase ONLY. (For Mounting Kit Options and Replacement Strap & Mounting Kits, See Replacement Parts, Mounting Kits & Strap Kits).

**Chevrolet**, with Lightbar Purchase Only.

	MKEZ95	Colorado / 2015-2020 / Legacy®, Liberty™ II and Freedom® IV 48"-50" or Justice 55"	79.00
	MKEZ96	Suburban (Roof Rack Mount) / 2015-2019 / 55"-60"	79.00
	MKEZ101	Silverado 1500 / 2019-2020 / 54"-56"	79.00
††	MKEZ45	Silverado Pickup / 1999-2006 (2007 Classic) / 54"-56"	79.00
	MKEZ91	† Silverado 1500 / GMC 1500 Pickup / 2014-2018 / 54"-56"	79.00
	MKEZ93	Tahoe / 2015-2020 / 54"-56"	79.00

**Dodge**, with Lightbar Purchase Only.

	MKEZ69	Charger / 2005-2010 / 48"-50"	79.00
	MKEZ82	<b>NEW</b> Charger / 2011-2020 / 48"-50"	79.00
	MKEZ85	<b>NEW</b> Durango / 2011-2020 / 48"-50"	79.00
††	MKEZ62	Durango / 2004-2010 / 48"-50"	79.00
††	MKAJ62	Durango, Adjustable Leveling Foot / 2004-2010 / 48"-50"	89.00
	MKEZ79	† Ram 1500-3500 / 2010-2011 / 54"-56"	79.00





	MKEZ86	Ram 1500 / 2012-2018 / Ram 1500 Classic / 2019 / Ram 2500/3500 / 2019/ 54"-56"	79.00
	MKEZ102	Ram 1500 / 2019-2020 (Not for the 2019 Ram 1500 Classic) / 54"-56"	79.00
<b>Ford, with Lightbar Purchase Only.</b>			
††	MKEZ89	Escape / 2013-2019 / 48"-50"	79.00
††	MKEZ38	Excursion, For Edge® Series / 2000-2006 / 55"-60"	79.00
††	MKEZ74	† Expedition (Low Profile Rack Mount) / 2007-2017 / 54"-56"	79.00
††	MKEZ60	† Expedition / 2003-2017 / 54"-56"	79.00
	MKEZ98	Expedition (Roof Rack Mount) / 2018-2020 / Liberty™ II 54", Legacy® 54", Freedom® IV 55", Justice® 62"	79.00
	MKAJ98	Expedition / 2018-2020 / 54"-56"	89.00
	MKEZ94	F-150 / 2015-2020 / Liberty™ II 59", Freedom® IV 60", Justice® 62"	79.00
	MKAJ94	F-150 / 2015-2020 / Liberty™ II 54", Legacy® 54", Freedom® IV 55" and Justice® 62"	89.00
	MKEA94	F-150 / 2015-2020 / Original Liberty™ 54" (Not Liberty™ II) or Justice® 56"	105.00
††	MKEZ61L	F-150 / 2004-2014 / 54"-56"	79.00
††	MKEZ61	F-150 / 2004-2014 / 60"	79.00
	MKEZ94	F-250/F-350/F-450/F-550 Super Duty / 2017-2020 / Liberty™ II 59", Freedom® IV 60", Justice® 62"	79.00
	MKAJ94	F-250/F-350/F-450/F-550 Super Duty / 2017-2020 / Liberty™ II 54", Legacy® 54", Freedom® IV 55", Justice® 62"	89.00
††	MKEZ38	F-250/F-350/F-450/F-550 Super-Duty / 1999-2016 / 60", Edge® Only	79.00
††	MKEZ38L	F-250/F-350/F-450/F-550 Super-Duty / 1999-2016 / 54", Edge® Only	79.00
	MKEZ88	Fusion / 2013-2020 / 48" - 50"	79.00
	MKEZ105	Police Interceptor Utility / 2020 / 54"-56"	79.00
	MKAJ105	Police Interceptor Utility, Adjustable Leveling Foot / 2020 / Liberty™ II, Legacy®, Freedom® IV 48"-55" and Justice® 56"	89.00
††	MKEZ83	Police Interceptor Utility / 2013-2019 / 48"-55"	79.00
	MKEZ104	Ranger / 2019-2020 / 48" - 50"	79.00
	MKAJ104	Ranger, Adjustable Leveling Foot / 2019-2020 / 48" - 50"	89.00
<b>Toyota, with Lightbar Purchase Only.</b>			
	MKEZ99	Camry / 2017-2019 / 48"-50"	79.00
	MKEZ97	Tacoma / 2016-2019 / 48"	79.00
	MKEZ100	Tundra / 2017-2019 / 54"-56"	79.00
<b>Permanent Mount, with Lightbar Purchase Only.</b>			
	MKEZ7	1-1/2" Permanent Mount / ALL	47.00
	MKAJ7	Adjustable Leveling Foot for 1-1/2" Permanent Mount / ALL	73.00
	MK8H	5" Permanent Mount (Cast Aluminum) / ALL / ALL	118.00
	MK9S	Slide Bolt Brackets for Flat Surface Mounting (2 ea.) 48"-55"	59.00
	MK20S	Slide Bolt Brackets for Flat Surface Mounting (3 ea.) 60+"	93.00
	MKEZ29	1-1/2" Mounting Foot with Strap Hardware (Straps Purchased Separately)	55.00
	MKEA29	Low Profile Adjustable Foot with Strap Hardware (Straps Sold Separately)	84.00
	MK7SS2	Stainless Steel Heavy Duty 10° Adjustable Permanent Mount Feet, Low	189.00
	MK7SS4	Stainless Steel Heavy Duty 10° Adjustable Permanent Mount Feet, High	215.00

#### Replacement Parts, Mounting Kits & Strap Kits

Replace # with the Vehicle # Listed Above.

##### Replacement Strap Kits & Mounting Kits

	RMKEZ#	Replacement Mounting Kit Includes Feet, Hardware & Straps of your Choice	161.00
	RMKEZ29	Replacement 1 1/2" Mounting Foot with Strap Hardware (Straps Purchased Separately)	95.00
	RMKEA29	Replacement MKEA29 Mounting Foot with Strap Hardware (Straps Purchased Separately)	118.00
	STPKT#	Straps and Bolts Only for Mounting Kit, For Use with MKEZ or MKAJ Only	95.00
††	STPEA69	Straps and Bolts Only for MKEA69 Mounting Kit, Charger / 2005-2010	95.00
	RMKEZ7	Replacement 1-1/2" Permanent Mounting Kit #7	95.00
	RMK9S	Replacement Slide Bolt Mounting Kit #9S (2 ea.)	95.00
	RMK20S	Replacement Slide Bolt Mounting Kit #20S (3 ea.)	128.00
	RMK8H	Replacement 5" Riser Mounting Kit #8H	134.00
	RMKAJ#	Replacement Adjustable Leveling Foot, Includes Feet, Hardware and Choice of Strap # 16, 52, 54, 62, 71 or 72	180.00
	NOTE	All straps are special ordered and NON-RETURNABLE. Some modification may be required by the end user to adapt these straps to fit exact vehicle roof line and door jamb positions. This list is intended as a GUIDE ONLY to assist in obtaining the closest strap for vehicle make and fit, and DOES NOT GUARANTEE an exact fit in every case.	

#### Options, Low Profile Mounting Kits

For Legacy® and Liberty II™ Series Lightbars Only

**Chevrolet, with Lightbar Purchase Only.**

	MKLP95	Colorado / 2015 - 2020 / 48"-50"	112.00
	MKLP91	† Silverado 1500 / GMC 1500 Pickup / 2015-2018 / 54"-56"	112.00

All models are 12 Volt D.C. only unless otherwise noted above. For other voltages contact factory.

\* Replace symbol in model number with letter indicating lens color or LED color desired: **A** = Amber; **B** = Blue; **C** = Clear/White; **R** = Red; **G** = Green


# Replace symbol in model number with letter indicating SPLIT lens or LED color desired: **D** = Red/Clear or White; **E** = Blue/Clear or White; **F** = Amber/Clear or White; **J** = Red/Blue; **K** = Red/Amber; **L** = Red/Green; **M** = Blue/Amber † (to be discontinued, check availability) †† NCNR (special order, check availability, no non-returnable) ! Indicate length desired: 5 foot, 6 foot, 7 foot or 8 foot \$ Indicates Lower Price



**⚠ WARNING:** These products may contain chemicals known to the State of California to cause cancer and birth defects or other reproductive harm.

For more information, visit [www.whelen.com/regulatory](http://www.whelen.com/regulatory).



Lightbars

↓  - NCNR (special order, non-cancelable, non-returnable, check availability). See "Made-To-Order" Statement on Table of Contents Page of this Price List.

MODEL	DESCRIPTION	LIST
MKLP93	Tahoe / 2015-2020 / 54"-56"	112.00
<b>Dodge, with Lightbar Purchase Only.</b>		
MKLP82	NEW Charger / 2011-2020 / 48"-50"	112.00
MKLP102	Ram 1500 / 2019-2020 (Not for the 2019 Ram 1500 Classic) / 54"-56"	112.00
MKLP86	Ram 1500 / 2012-2018 / Ram 1500 Classic / 2019 / Ram 2500/3500 / 2019 / 54"-56"	112.00
<b>Ford, with Lightbar Purchase Only.</b>		
 MKLP38	F-250/F-350/F-450/F-550 Super Duty / 1999-2016 / 55"-60"	112.00
MKLP88	Fusion / 2013-2020 / 48"-50"	112.00
 MKLP83	Police Interceptor Utility / 2013-2019 / 48"-55"	112.00
MKLP104	Ranger / 2019-2020 / 48" - 50"	112.00
<b>Toyota, with Lightbar Purchase Only.</b>		
MKLP99	Camry / 2017-2019 / 48"	112.00
MKLP97	Tacoma / 2016-2019 / 48"	112.00

**Replacement Parts, Low Profile Mounting Kits & Strap Kits**

For Legacy® Series Lightbars Only









**Replacement Strap Kits & Low Profile Mounting Kits**

MKLP7	Low Profile Permanent Mounting Foot, When Purchased with Lightbar	103.00
MKLP29	Replacement 1 1/2" Low Profile Mounting Foot with Strap Hardware (Straps Purchased Separately)	94.00
RMKLP#	Replacement Low Profile Mounting Foot, Include Feet, Hardware and Straps of your Choice	161.00
STPLP#	Straps and Bolts, Use With MKLP Only	95.00
NOTE	All straps are special ordered and NON-RETURNABLE. Some modification may be required by the end user to adapt these straps to fit exact vehicle roof line and door jamb positions. This list is intended as a GUIDE ONLY to assist in obtaining the closest strap for vehicle make and fit, and DOES NOT GUARANTEE an exact fit in every case.	

















**24 VDC Products**

Refer to Series Section for Options. For other 24 VDC Models that are Not Listed Below, Contact Factory for Pricing and Availability.

**Super-LED® Beacons, 24 VDC**

 L31H*F4	L31 Super-LED® Beacon, Class 1, High Dome, Amber, Blue or Red, Flat Mount, Cast Base	599.00
 L32L*F4	L32 Super-LED® Beacon, Class 1 in Amber, Class 2 in Red or Blue, Low Dome, Amber, Blue or Red, Flat Mount, Cast Base	398.00
 L21H*P4	L21 Super-LED® Beacon, Class 1, High Dome, Amber or White, Perm/Pipe/"J" Hook Mount, Polycarbonate Base	343.00
 L21L*P4	L21 Super-LED® Beacon, Class 1, Low Dome, Amber or White, Perm/Pipe/"J" Hook Mount, Polycarbonate Base	343.00
 L22H*P4	L22 Super-LED® Beacon, Class 2 Amber, High Dome, Amber, Blue, Red or White, Perm/Pipe/"J" Hook Mount, Polycarbonate Base	198.00
 L22L*P4	L22 Super-LED® Beacon, Class 2 Amber, Low Dome, Amber, Blue, Red or White, Perm/Pipe/"J" Hook Mount, Polycarbonate Base	198.00
 L10HAP4	L10 Super-LED® Beacon, Class 1, High Dome, Amber, Perm/Pipe Mount, Polycarbonate Base	164.00
 L10LAP4	L10 Super-LED® Beacon, Class 1, Low Dome, Amber, Perm/Pipe Mount, Polycarbonate Base	164.00

**Lighthoods, 24 VDC**

 0SU0EDCR	0S Series White Illumination Light, Clear Lens	40.00
 20U0CDCR	4" Round, 2G Series, Compartment Light, Level 3 Intensity, Optional Mounting Kit Purchased Separately	138.00
 3SU00FCR	3" Round Super-LED®, Flashing, White with Clear Lens	75.00
 3SS00FAR	3" Round Super-LED®, Flashing, Amber with Amber Lens	75.00
 3SW00FRR	3" Round Super-LED®, Flashing, Red with Red Lens	75.00
 50S03ZAR	500 Series TIR6™ Super-LED®, Amber with Amber Lens	167.00
 50T03ZBR	500 Series TIR6™ Super-LED®, Blue with Blue Lens	167.00
 50W03ZRR	500 Series TIR6™ Super-LED®, Red with Red Lens	167.00
 60U0EHCR	6" Round Surface Mount, Super-LED® Ambulance Interior Light	204.00
 7SU0ENZR	700 Series, Gradient Opti-Scenelight™, Surface Mount (Consider SurfaceMax™ C7 Series)	309.00
 9SU0ENZR	900 Series, Gradient Opti-Scenelight™, Surface Mount, Includes Flange (Consider SurfaceMax™ C9 Series)	546.00
 90BTT4	900 Series, 5mm Brake/Tail/Turn, 2 Flash Patterns	389.00
 C6SL4	C6 SurfaceMax™ Scenelight	309.00
 C7SL4	C7 SurfaceMax™ Scenelight	309.00
 C9SL4	C9 SurfaceMax™ Scenelight, Includes Chrome Flange	546.00
 IONSM*4	ION™ Series Surface Mount, Red, Blue, Amber or White, Black Housing	140.00
 WIONSM*4	ION™ Series, Wide Angle Surface Mount, Red, Blue, Amber or White, Black Housing	140.00


59  **WARNING:** These products may contain chemicals known to the State of California to cause cancer and birth defects or other reproductive harm. For more information, visit [www.whelen.com/regulatory](http://www.whelen.com/regulatory).

††	WIONSC*4	ION™ Series, Wide Angle Surface Mount, Red, Blue, Amber or White, Chrome Housing	190.00
††	LINZ6*24	† LINZ6™ Series Super-LED®, Red, Blue, Amber or White, with Clear Lens	169.00
††	M2*24	M2 Series Super-LED® with Scan-Lock™ Flash Patterns, Red, Blue, Amber or White, with Color Lens	174.00
††	M2W*24	M2 Series Super-LED®, Warning, Wide Angle, Red, Blue, Amber or White, with Color Lens	174.00
††	M2W*C24	M2 Series Super-LED®, Warning, Wide Angle, Red, Blue, Amber or White, with Clear Lens	174.00
††	M4*24	M4 Series Super-LED® with Scan-Lock™ Flash Patterns, Red, Blue, Amber or White, with Color Lens	188.00
††	M6*24	M6 Series Super-LED® with Scan-Lock™ Flash Patterns, Red, Blue, Amber or White, with Color Lens	229.00
††	M6*C24	M6 Series Super-LED® with Scan-Lock™ Flash Patterns, Red, Blue, Amber or White, with Clear Lens	229.00
††	M6V2*4	M6 Super-LED® V-Series™, Combination 180° Warning and Perimeter Light, Scan-Lock™ Flash Patterns with Color Outer Lens over the Warning Light. Optional Mounting Flanges Purchased Separately	601.00
††	M6BTT24	M6 Series Brake/Tail/Turn, Red Lens	167.00
††	M6BUW24	M6 Series Back-Up, Clear Lens	223.00
††	M6ZC24	M6 Series Super-LED® Gradient Scene Light	386.00
††	M6T24	M6 Series Amber Turn Signal, Sequential Arrow, Amber Lens	145.00
††	M7*24	M7 Series Super-LED® with Scan-Lock™ Flash Patterns, Red, Blue, Amber or White, with Color Lens	229.00
††	M7ZC24	M7 Series Super-LED® Gradient Scenelight	229.00
††	M9*24	M9 Series Super-LED® with Scan-Lock™ Flash Patterns, Red, Blue, Amber or White, with Color Lens	343.00
††	M9V2*4C	M9 Super-LED® V-Series™, Combination 180° Warning and Scene Light, Scan-Lock™ Flash Patterns with Color Outer Lens over the Warning Light, Includes Chrome-Plated Flange	903.00
††	M9V2*4B	M9 Super-LED® V-Series™, Combination 180° Warning and Scene Light, Scan-Lock™ Flash Patterns with Color Outer Lens over the Warning Light, Includes Black Flange	895.00
††	MCRNS*4	Micron™ Series Super-LED® with Scan-Lock™ Flash Patterns, Red, Blue, Amber or White, Black Flange	127.00
††	NP6B4W	Pioneer™ Nano Work/Scene Lights, 6-LED, with Bail Mount, White	260.00
††	NP6B4B	Pioneer™ Nano Work/Scene Lights, 6-LED, with Bail Mount, Black	260.00
††	MPB4B	Micro Pioneer™ Super-LED® Work Light, Bail/Stud Mount, Black Housing	421.00
††	MPB4W	Micro Pioneer™ Super-LED® Work Light, Bail/Stud Mount, White Housing	421.00
††	MPP4W	Micro Pioneer™ Super-LED® Work Light, Low Profile Pedestal/Swivel Mount, White Housing	579.00
††	MPR4W	Micro Pioneer™ Super-LED® Work Light, Straight Recessed Mount, White Housing	516.00
††	PELCB4	Perimeter Enhancement Light, White Super-LED®, Black Housing	210.00
††	PELCC4	Perimeter Enhancement Light, White Super-LED®, Chrome Housing	210.00
††	PFH14	Single Panel, Pioneer Plus™, Super-LED® Flood Light, White Housing	858.00
††	PFH24	Dual Panel, Pioneer Plus™, Super-LED® Flood Light, White Housing	1497.00
††	PCH14	Single Panel Pioneer™ Combination Flood/Spot with Proclera® Silicone Optics	858.00
††	PFH1P04	Single Panel Pioneer Plus™ with Pole/Pedestal Mount Adapter	1100.00
††	PCH14P	Single Panel Pioneer™ with Pole/Pedestal Mount Adapter, Combination Flood/Spot with Proclera® Silicone Optics, White Housing	1100.00
††	PCH14P1	Single Panel Pioneer™ with Pole/Pedestal Mount Adapter and On/Off Switch, Combination Flood/Spot with Proclera® Silicone Optics, White Housing	1126.00
††	PCH24	Dual Panel Pioneer™ Combination Flood/Spot with Proclera® Silicone Optics, White Housing	1497.00
††	PCH24P	Dual Panel Pioneer™ with Pole/Pedestal Mount Adapter, Combination Flood/Spot with Proclera® Silicone Optics, White Housing	1741.00
††	PCH24P1	Dual Panel Pioneer™ with Pole/Pedestal Mount Adapter and On/Off Switch, Combination Flood/Spot with Proclera® Silicone Optics, White Housing	1766.00
††	PFBP12C4	PAR-36 Round 12-Super-LED® Flood Light, With Pedestal/Swivel Mount and an On/Off Switch, Chrome Rear Cover	453.00
††	P46HHS4	PAR-46, Super-LED® Hand Held Spotlight, Includes Cigar Cord, On/Off Switch and Magnet	476.00
††	VTX609*4	Vertex™, Omni Directional Lighthouse, Red, Blue, Amber or White, 9' Cable	113.00
††	PSCOMPH4	Strip-Lite™ Plus Series, Compartment Light, High Intensity	138.00
<b>Sirens, 24 VDC</b>			
††	ALPHA24S	Alpha Series Siren, Self-Contained	304.00
††	ALPHASL4	Remote Siren, for use with Remote Switches (Purchased Separately), Selectable Four Tone Hands-Free Siren, For One or Two 100 Watt Speakers	253.00
††	BETA124R	Beta Series Full Function Siren, Remote, for use with Remote Switches, Purchase Separately	299.00
††	295SL102	295SL Series, Full Function Siren (up to Two 100 Watt speakers), Includes Microphone	392.00
††	HOWL24	Howler™ Siren Amplifier with Two Speakers, No Charge When Purchased with Howler™ System, Refer to Howler™ Section for Optional Vehicle Specific Mounting Brackets	755.00
††	HHS3400	HHS Series, Siren Amplifier with Hand-Held Controller (CANCTL5)	599.00

All models are 12 Volt D.C. only unless otherwise noted above. For other voltages contact factory.

\* Replace symbol in model number with letter indicating lens color or LED color desired: **A** = Amber; **B** = Blue; **C** = Clear/White; **R** = Red; **G** = Green

# Replace symbol in model number with letter indicating SPLIT lens or LED color desired: **D** = Red/Clear or White; **E** = Blue/Clear or White; **F** = Amber/Clear or White; **H** = Green/Clear or White; **J** = Red/Blue; **K** = Red/Amber; **L** = Red/Green; **M** = Blue/Amber † (to be discontinued, check availability) †† NCNR (special order, check availability, non-cancelable, non-returnable) ! Indicate length desired: 5 foot, 6 foot, 7 foot or 8 foot \$ Indicates Lower Price

 **WARNING:** These products may contain chemicals known to the State of California to cause cancer and birth defects or other reproductive harm.

For more information, visit [www.whelen.com/regulatory](http://www.whelen.com/regulatory).

↓ †† - NCNR (special order, non-cancelable, non-returnable, check availability). See "Made-To-Order" Statement on Table of Contents Page of this Price List.

MODEL	DESCRIPTION	LIST
†† HHS4400	HHS Series, Same as HHS3400, Except with WeCan® Port that Supports the Inner Edge® FST™, XLP and RST™ Series, WeCan® Lightbars, and a WeCan® External Amplifier (Not for Use with the CANEM16 Expansion Module)	699.00
<b>Responder® LP Series Lightbars, Aluminum Base, 24 VDC</b>		
†† R2LPPA4	Six LIN6™ Super-LED® Modules, Permanent Mount, Amber, 24 VDC	636.00
†† R2LPPB4	Six LIN6™ Super-LED® Modules, Permanent Mount, Blue, 24 VDC	636.00
†† R2LPPMA4	Six LIN6™ Super-LED® Modules, Magnetic Mount, Amber, 24 VDC	659.00
†† R2LPPR4	Six LIN6™ Super-LED® Modules, Permanent Mount, Red, 24 VDC	636.00
<b>Mini Edge® Freedom® IV Series Lightbars, 24 VDC</b>		
†† F4M1111P	Permanent Mount, Amber	1485.00
†† F4M5555P	Permanent Mount, Red	1485.00
†† F4DLA4	One Single Color Long 12 Super-LED® Lighthouse, Amber	237.00
†† F4DLR4	One Single Color Long 12 Super-LED® Lighthouse, Red	237.00
<b>Liberty™ II, SOLO™, 24 VDC, IX Series and Options, Low Current</b>		
†† IX4****4	44" Four Single Color Corner Modules, Red, Blue, Amber and/or White	1584.00
†† IX8****4	48" Four Single Color Corner Modules, Red, Blue, Amber and/or White	1584.00
†† IX2****4	54" Four Single Color Corner Modules, Red, Blue, Amber and/or White	1584.00
†† IWL*4	One Single Color Long 6 Super-LED® Lighthouse, Red, Blue, Amber or White	159.00
†† IWS*4	One Single Color Short 6 Super-LED® Lighthouse, Red, Blue, Amber or White	113.00
†† ITL124	Two Long 12 Super-LED® Take Down Lights	408.00
†† IA34	Two Short 6 Super-LED® Alley Lights with 15° Horizontal Adjustment	131.00

**Green Products**

Refer to Series Section for Options Mounting.

**L31 & L32 Super-LED® Beacons**, Cast Aluminum Base. Includes Scan-Lock™ Flash Patterns, Hi/Low Power, Cruise and Synchronize Features.

†† L31HGF	Green with Green Dome, Flat Mount	821.00
†† L31HPF	Amber/Green with Clear Dome, Flat Mount	710.00
†† L32L4F	Green with Clear Dome, Flat Mount	543.00
†† L32LGF	Green, Flat Mount	543.00
†† L32LGM	Green, Magnetic Mount	590.00
†† L32LGV	Green, Magnetic/Suction Mount	592.00

**L21 Series Super-LED® Encapsulated Beacon**, Polycarbonate Base, Perm Mount Models with Scan-Lock™ Flash Patterns.

†† L21L4P	Green with Low Clear Dome, Perm/Pipe / "J" Hook Mount	429.00
-----------	---	--------

**Lighthoods - Green**, Super-LED® (Unless Specified) with Scan-Lock™ Flash Patterns

†† 0SG00MCR	Green Marker/Clearance Light with Clear Lens	49.00
†† 2EG00ZGR	4" Round Series, Extended Lens, Green with Green Lens	204.00
†† 2EP00ZCR	4" Round Series, Extended Lens, Amber/Green with Clear Lens	250.00
†† 40G02ZCR	400 Series, Single Level, Green with Clear Lens	162.00
†† 40G02ZGR	400 Series, Single Level, Green with Green Lens	162.00
†† 50G02ZCR	500 Series, Green with Clear Lens	200.00
†† 50G02ZGR	500 Series, Green with Green Lens	200.00
†† 50AG2ZCR	500 Series, Amber/Green with Clear Lens	230.00
†† 5V1G	500 V-Series™, Green with Clear Lens	385.00
†† 60G02FCR	600 Series, Green with Clear Lens	248.00
†† 60G02FGR	600 Series, Green with Green Lens	248.00
†† 70G02FGR	700 Series, Green with Green Lens	248.00
†† IONG	ION™ Series, Green with Clear Lens	189.00
†† IONSMG	ION™ Series, Surface Mount, Green with Clear Lens	189.00
†† TLI2P	ION™ T-Series™ DUO™ Color, Amber/Green with Clear Lens	199.00
†† LINV2G	LINV2™ V-Series™, Green with Clear Lens	294.00
†† LINSV2G	LINSV2™ V-Series, Under Surface Mount, Green with Clear Lens	307.00
†† LINZ6G	LINZ6™ Series, Green with Clear Lens	182.00
†† M4G	M4 Series, Green	219.00
†† M6G	M6 Series, Green	271.00
†† M6GC	M6 Series, Green with Clear Lens	271.00
†† M7G	M7 Series, Green	271.00
†† M9G	M9 Series, Green	406.00
†† MCRNSG	Micron™ Series, Surface Mount, Green with Clear Lens	156.00
†† RSG02ZCR	LIN3™ Series, Green with Clear Lens	105.00
†† RSG03ZCR	TIR3™ Series, Green with Clear Lens	105.00
†† VTX609G	Vertex™ Series, Green with Clear Lens	129.00
†† VTXD609G	Vertex™ Series, Directional Lighthouse, Green with Clear Lens	129.00

61 ⚠ **WARNING:** These products may contain chemicals known to the State of California to cause cancer and birth defects or other reproductive harm. For more information, visit [www.whelen.com/regulatory](http://www.whelen.com/regulatory).



**Lightbars, Mini, Super-LED®**

††	R2LPHPG	Responder® LP Series, Mini Lightbar, LIN6™, Permanent Mount, Green with Green Dome	876.00
††	RDLPPAG	Responder® LP DUO™ Series, Mini Lightbar, Permanent Mount, Six Super-LED® Amber/Green Modules with Clear Dome	1399.00
††	MC16MCG	Century™ Series, Mini Lightbar, 16", Magnet Mount, Green with Clear Dome	538.00

**Replacement Parts, Lens Kits**

Lens kit worksheets are available from your local distributor or your authorized managing sales representative.

**Edge® Classic, 94 & 96 Series, Lens Kits**

††	LENSKIT1	Lens Kit for Classic Edge® Lightbar	339.00
††	LENSKIT2	Lens Kit for Classic Edge® Lightbar	450.00
††	LENSKIT3	Lens Kit for Classic Edge® Lightbar	450.00

**Edge® 9M Series, Lens Kits**

††	9MLENKT1	Lens Kit for Edge® 9M Series Lightbar	339.00
††	9MLENKT2	Lens Kit for Edge® 9M Series Lightbar	450.00
††	9MLENKT3	Lens Kit for Edge® 9M Series Lightbar	450.00

**Edge® Ultra 9U & Freedom Series, Lens Kits**

††	9ULENKT1	Lens Kit for Edge® Freedom® Series Lightbar	339.00
††	9ULENKT2	Lens Kit for Edge® Freedom® Series Lightbar	450.00
††	9ULENKT3	Lens Kit for Edge® Freedom® Series Lightbar	450.00

**Liberty™ Series Lens Kits, Not for use with 500 Series Alleys**

††	SLENKT1	Lens Kit for Liberty™ Series Lightbars for use with LR11 Alley Lights	339.00
††	SLENKT2	Lens Kit for Liberty™ Series Lightbars for use with LR11 Alley Lights	450.00
††	SLENKT3	Lens Kit for Liberty™ Series Lightbars for use with LR11 Alley Lights	450.00

**Liberty™ Series Lens Kits, Includes Two LR11 Alley Lights**

††	SLENLRK1	Lens Kit for Liberty™ Lightbar, Includes Two LR11 Alley Lights	489.00
††	SLENLRK2	Lens Kit for Liberty™ Lightbar, Includes Two LR11 Alley Lights	600.00
††	SLENLRK3	Lens Kit for Liberty™ Lightbar, Includes Two LR11 Alley Lights	600.00

**Replacement Parts, Bulbs For Whelen Lights**
**Halogen Bulbs, 12 Volts, Unless Specified, Snap-In, Bulb Only.**

††	H27DSN28	27 Watt, 24 Volt, Stop/Tail/Turn	70.00
††	H35DSN12	35 Watt Halogen Dual Filament for Interior Light Only	80.00
††	H35SN24	35 Watt, 24 Volt (Yellow Dot)	70.00

**Halogen Bulbs, 12 Volts, H-1**

††	H55H112	55 Watts, For Delta™ Rotators, Guardian™ Models G1 and G2 Series	55.00
----	---------	--	-------

**Halogen Bulbs, 12 Volts, Unless Specified, Twist-Lock, Includes Twist-Lock Adapter & Snap-In Bulb.**

††	H35HSC12	35 Watt Halogen Bulb for 810 Scene Light	85.00
††	H35ASC24	35 Watt Halogen Bulb for 24 Volt 810 Scene Light	85.00
††	H35DTL12	35 Watt Halogen Bulb, 3 Position Connector for Interior Light Only, Dual Filament	115.00

**Strobe Tubes**

††	UNI	Universal Flash Tube (Replaces S406, S600, Z360)	163.00
††	4ELTUBE	400 Series Linear Strobe Tube/Reflector Assembly	180.00
††	4ECTUBE	4E Series Combination Rear Strobe w/Halogen Lamp Reflector Assembly	269.00
††	500LTUBE	500 Series Linear Strobe Tube/Reflector Assembly	225.00
††	58L4TUBE	508E Series Linear Strobe Tube/Reflector Assembly, 4 Screw Lens Design	346.00
††	6ELTUBE	600/6E Series Linear Strobe Tube/Reflector Assembly	239.00
††	7ELTUBE	700/7E Series Linear Strobe Tube/Reflector Assembly	239.00
††	80DTUBE	800D/1200D Series Helix 1-1/2 Turn, 3 Pin Plug-In Base Strobe Tube, Each	155.00
††	80TUBE	800C/1200C Series Helix 1-1/2 Turn Strobe Tube with black reflector 1200C Series, 800C Series, FHEAD / XHEAD / XHEAD Series	155.00
††	900STUBE	900 Series Non-Linear Strobe Tube/Reflector Assembly	251.00
††	9UTUBE	Edge® 9M/Ultra Corner Tube/Reflector	180.00
††	LFLTUBE	Edge® LFL Corner Tube/Reflector	182.00
††	DIRECTIO	Large Directional Strobe Tube with Reflector (MN200S Style) 9000FF Series, 9000FM, 9801 Series, 9804 Series, 9806 Series, AdvantEdge®+Plus™ Series	213.00
††	FT10A	3-Pin "U" Strobe Tube, Plug-in, VP410 Series, VP415 Series, 2004, 2012, 2015	83.00
††	FT1510	Linear Tube for 1510 Series	78.00
††	FT20A	3-Pin Helix 1-1/2 turn Strobe Tube, Plug-in, VP420 Series, VP422 Series, 2022, G5 & G7 Series	94.00
††	FT25	Flash Tube, 2500 Series Beacons	94.00
††	M469	1 1/2 Turn Helix Strobe Tube with Reflective Base, V-Head	160.00
††	SSTUBE	Super Strobe® Helix 1-1/2 turn Strobe Tube and Polished Reflector, DOT6H, S360C/S360D/S360S Series, SS361, SS363, SS364	155.00
††	TURBOASY	Linear Strobe/Reflector Module for "Classic" Edge® and Edge+Plus™	184.00
††	S30HAC	Clear Strobe Tube Only (Less Cable), Flange Mount	155.00

All models are 12 Volt D.C. only unless otherwise noted above. For other voltages contact factory.

\* Replace symbol in model number with letter indicating lens color or LED color desired: **A** = Amber; **B** = Blue; **C** = Clear/White; **R** = Red; **G** = Green

# Replace symbol in model number with letter indicating SPLIT lens or LED color desired: **D** = Red/Clear or White; **E** = Blue/Clear or White; **F** = Amber/Clear or White; **H** = Green/Clear or White; **J** = Red/Blue; **K** = Red/Amber; **L** = Red/Green; **M** = Blue/Amber † (to be discontinued, check availability) †† NCNR (special order, check availability, non-cancelable, non-returnable) ! Indicate length desired: 5 foot, 6 foot, 7 foot or 8 foot \$ Indicates Lower Price

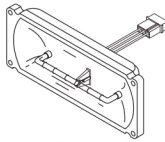
**⚠ WARNING:** These products may contain chemicals known to the State of California to cause cancer and birth defects or other reproductive harm.

For more information, visit [www.whelen.com/regulatory](http://www.whelen.com/regulatory).

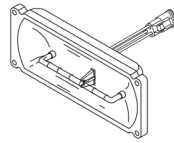
↓ †† - NCNR (special order, non-cancelable, non-returnable, check availability). See "Made-To-Order" Statement on Table of Contents Page of this Price List.

MODEL	DESCRIPTION	LIST
†† S30HAA	Amber Strobe Tube Only (Less Cable), Flange Mount	180.00
<b>DOT3® Systems with Deutsch® Waterproof Connectors</b>		
†† REPDIRD	DOT3® 100 Series Rear Strobe Assembly, Replaces Old Style AMP W.P., (P/N 02-0341827-00C)	245.00
†† REPSTTD	DOT3® 100/200 Series Brake/Tail/Turn Bulb Assembly, Replaces Old Style AMP W.P., (P/N 34-0061856-00C)	100.00
†† DIRECTWD	DOT3® 100 Series Rear Strobe Assembly with Deutsch® Waterproof Connector	229.00
<b>DOT3® Systems with AMP® Waterproof Connectors</b>		
†† H35TL12W	DOT3® 100/200 Series Back-up Light Assembly	145.00
†† REPDIRWA	DOT3® 100 Series Rear Strobe Assembly	239.00
<b>Snap-In Bulbs</b>		
†† H20SN12	20 Watt (Green Dot) , TA836 Series, TA870A Series, TA837 Series, TA1652H Series, TA1664H Series, BL TA, 97 Edge® Bar Series/All Dual Halogen Models, SSNF™ Series Halogen Lightheads	42.00
†† H27SN12	27 Watt (Red Dot), 508 Series, 64 Back Series, 810 Series, 830 Scenelight, AdvantEdge®+Plus™ & Super AdvantEdge®+Plus™ Lightbars, Towman®s™ Lightbars, Edge®+Plus™, B-Link™ Bar Full Size Halogen Modules, Dash-Miser™ Halogen Models	42.00
†† H35SN12	35 Watt (White Dot), 4000 Motor/Reflector Assembly/Brushless, 52 Series, DOT3® Systems, Edge® California Steady-Burn, RDX Series	42.00
†† H35HSN12	35 Watt, Horizontal Filament (Gold Dot), GH Series, 64 Series, 73 Series, 97 Scenelight, 5000 Super AdvantEdge®+Plus™	42.00
†† H50SN12	50 Watt, Horizontal Filament (Blue Dot), 97 Series Scenelight, 9E Series, 7E Series (Flashing Only)	42.00
†† H50ASN12	50 Watt, Halogen Bulb for RB6P, RB6D, B6R and Centurion™ Lightbars	42.00
†† H60SN12	60 Watt, 7E Series, 9E Series, RB6T Series	42.00
†† STOPSN12	Brake/Tail/Turn Light, DOT3® Systems (Incandescent Globe Style)	42.00
<b>Linear Snap-In Flash Tubes</b>		
†† TURBO5	Linear Strobe Tube only for 900, 97 & 9E Linear, and 81E Linear. Snap-In with Stiff Trigger Lead 4.75" Long	95.00
†† TURBO64	Linear Strobe Turbo Tube for 64 Series, Snap-in 6" long, 508 Series Linear, 1997 Edge® Bars, Super AdvantEdge®+Plus™, TA864S	95.00
<b>Bi-Pin Halogen Bulbs</b>		
†† H20W12V	20 Watt, TA4000A, TA9000A Series, TA9000D	22.00
†† H27W12V	27 Watt, 9000 Series Alley Light (Full Size), 9000FM Work Light, CR12/212 Series, GRLHAL, TS200H, TS200C	22.00
†† H35W12V	35 Watt, 4000 Series Motor/Reflector Assembly with Brushes, Val-U-Bar™ Series Motor/Reflector Assembly with Brushes	22.00
†† H50W12V	50 Watt	22.00
<b>Twist-Lock Halogen &amp; Strobe Bulbs</b>		
†† S30TL	Twist-Lock Helix 1-1/2 Turn Strobe Tube, 52 Series Twist-Lock, 56 Series Twist-Lock, 64 Series Twist-Lock, 73 Series Twist-Lock, 9000 Series, 97 Series Twist-Lock, DashMiser™/DashMiser Plus™ Twist-Lock Series, GSF/GSE Series, SBS8S	124.00
†† TA20TL12	20 Watt, 2 Position Connector, TA836A, TA837A, TA838A, TA839A, TA870A, TA1620A, TA1622A	75.00
†† H27TL12	27 Watt, 3 Position Connector, 9000 Series Take-Down and Flashers, DashMiser™/DashMiser Plus™ Halogen Series	75.00
†† H35TL12	35 Watt, 3 Position Connector, GHF/GHE Series, 52 Series Halogen, 64 Series, 64 Series Opti-Scenelight™, 73 Series, 73 Series Opti-Scenelight™	75.00
†† H50TL12	50 Watt, 3 Position Connector, 97 Series, 97 Series Opti-Scenelight™	75.00
†† BRAKTL12	Brake/Tail/Turn, 3 Position Connector, (Incandescent), 52 / 64 / 73 & 97 Series Brake/Tail/Turn (Globe Style, Not Flat Back Style)	75.00

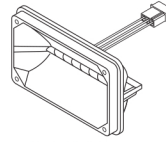
**STROBE**



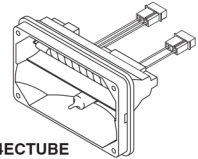
**DIRECTIO**  
02-0340362-00



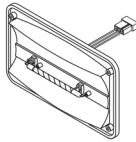
**REPDIRWD**  
01-0442196-40  
DIRECTWD  
02-0342196-00



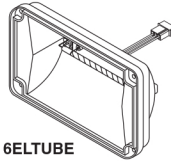
**4ELTUBE**  
02-0362824-00



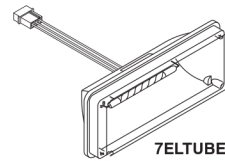
**4ECTUBE**  
02-0363172-00



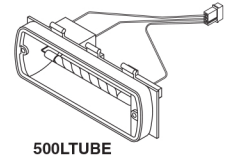
**58L4TUBE**  
02-0362189-00



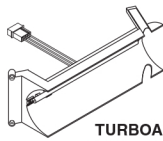
**6ELTUBE**  
02-0363173-00



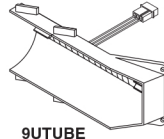
**7ELTUBE**  
02-0362641-00



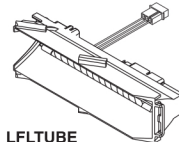
**500LTUBE**  
02-0363292-00



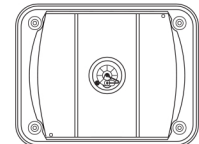
**TURBOASY**  
02-0361417-00



**9UTUBE**  
02-0363171-00



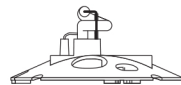
**LFLTUBE**  
02-0363332-00



**900STUBE**  
02-0383678-00



**SSTUBE**  
01-0468256-00  
36-0468256-00




**80TUBE**  
01-0461513-00  
36-0361513-00



**TURBO5**  
5" Length  
01-0442511-00  
36-0142511-00



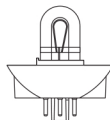
**FT1510**  
01-0446216-01



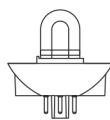
**TURBO64**  
6" Length  
01-0441675-00  
36-0141675-00



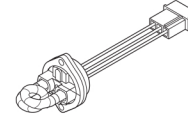
**UNI**  
36-0261100-00



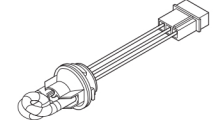
**FT20A**  
01-0441567-00  
36-0341567-00



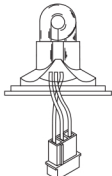
**FT10A**  
01-0441566-00  
36-0341566-00



**S30HA\***  
01-0461403-()0



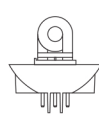
**S30TL**  
01-0461281-00



**M469**  
01-0470044-00

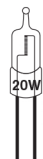


**FT25**  
01-0443008-00  
36-0343008-00



**80DTUBE**  
01-0442400-00  
36-0342400-00

**HALOGEN & INCANDESCENT**



**20W**  
H20W12V  
01-0420781-00  
34-0213030-9J



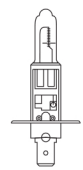
**27W**  
H27W12V  
01-0421757-00  
34-0021757-00



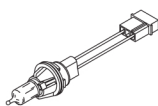
**35W**  
H35W12V  
01-0421758-00  
34-0021758-00



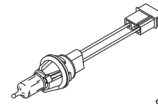
**50W**  
H50W12V  
01-0021759-00  
34-0021759-00



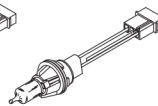
**H55H12**  
34-02120B0-000



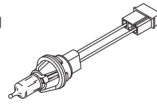
**H27TL12**  
01-0462375-02



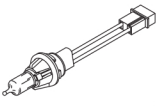
**H35TL12**  
01-0462375-00



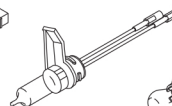
**H35DTL12**  
01-0462503-01



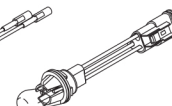
**H50TL12**  
01-0462375-05



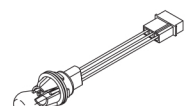
**TA20TL12**  
01-0462380-01



**H35HSC12**  
01-0467838-01  
34-0067838-01



**REPSTTWD**  
01-0462507-00



**BRAKTL12**  
01-0462503-00  
34-0062389-00



**H20SN12**  
Green Dot  
01-0441987-04  
34-0041987-04



**H27SN12**  
Red Dot  
01-0441987-03  
34-0441987-03



**H27DSN28**  
01-0463001-01  
34-0063001-01



**H35SN12**  
White Dot  
01-0441987-00  
34-0041987-00



**H35HSN12**  
Gold Dot  
01-0441987-05  
34-0041987-05



**H35SN24**  
Yellow Dot  
01-0441987-02  
34-0041987-02



**H50SN12**  
Blue Dot  
01-0441987-07  
34-0041987-07



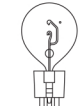
**H60SN12**  
01-0441987-07  
34-0041987-07



**H50ASN12**  
Red/White Dot  
01-0441987-06  
34-0041987-06



**H35DSN12**  
Silver Dot  
01-0463001-00  
34-0063001-00



**STOPSN12**  
3 PINS  
01-0462389-00  
34-0062389-00

# WHELEN® USER DIRECT WARRANTY (FOR AUTOMOTIVE PRODUCTS ONLY)

Whelen Engineering Company, Inc. warrants products of its manufacture against defects in material and workmanship. This is provided that the product has been installed and operated in accordance with the manufacturer's recommendations. During the warranty period (see below) the Factory Repair Center or an Authorized Whelen Repair Center† will repair or replace (at its option) any parts or electronic assemblies of the unit which disclose a defect in material or workmanship. The Repair Center will return the repaired unit, transportation cost prepaid.

The above warranty is between the first purchaser (ultimate user) only and Whelen Engineering Company, Inc. (manufacturer). **No prior authorization is required for returning Whelen products for warranty consideration.** Each Whelen product sold is covered only by the official warranty in effect at time of purchase.

This warranty is not applicable to any Whelen product that has failed from damage as a result of incompatible chemicals (including de-icing or road treatment), cleaning products or due to abuse, misuse, improper installation, excessive voltages, or alterations to the product that affects, in the manufacturer's judgment, intended use and service. Whelen will not be held liable for any incidental or consequential damages, and assumes no responsibility or liability for expenses incurred in the removal and/or re-installation of products requiring service and/or repair; nor the packaging, handling, and shipping to the Factory Repair Center or Authorized Whelen Repair Center†; nor for the handling of products returned from the repair center after service or repair.

**There are no other warranties, expressed or implied, including, but not limited to, any implied merchantability or fitness for a particular use.** Whelen Engineering Company, Inc. reserves the right to modify this warranty statement at any time; or discontinue, modify, or upgrade any products of its manufacture with design improvements without prior notice.

The use of magnetic or vacuum/suction mounted warning lights mounted on the roof or exterior of a vehicle in motion is at the sole discretion and risk of the user. Whelen Engineering makes no warranties or guarantees of equipment used in this way.

All power plugs/cigar plugs, incandescent and halogen bulbs, polycarbonate/plastic materials, radar products, aviation equipment, industrial products and high power voice/siren systems are not covered by this warranty (see applicable warranty statement).

All Non-Whelen manufactured items that are sold by Whelen are covered by that manufacturer's warranty, and are excluded from this warranty statement (such as, GTT Emitters, batteries). This warranty will be void when using or substituting other than all-genuine Whelen system components, such as remote head assemblies, xenon flash tubes, shielded cables, strobe power supplies, siren amplifiers and siren speakers. This warranty gives you specific rights, and you may also have other rights which vary from state to state.

## STANDARD / 2 YEAR WARRANTY

\*Whelen products are covered by a direct warranty for up to a maximum two years from date of purchase (not to exceed three years from date of manufacture), with proof of purchase. In accordance with the policy statement described herein, the unit may be returned directly to the factory or to an Authorized Whelen Repair Center† for warranty consideration. Whelen siren speakers, when used with a Whelen siren amplifier, and motor assemblies are covered by a 2 year warranty from the date of manufacture. For warranty consideration, both the siren speakers and motor assemblies are subject to the conditions and steps described herein.

### SIRENS, LED PRODUCT, CONTROL HEADS AND SWITCH BOXES

**CenCom®, CanTrol®, 295HFS, 295SLS, 295SSA, and 295SDA:** Electronic circuit boards are covered by a 5 year warranty.

**LED Lightheads, IO Boards, and Flashers:** Electronic circuit boards are covered by a 5 year warranty.

**295SL100 Series, Howler™, Alpha™, Beta™, Epsilon™, HHS, Gamma™, WPS, WSS, PAP112 and PAH112 series:** Electronic circuit boards are covered by a 2 year warranty.

**Economical Sirens, Airhorns, Traffic Advisor™ Control Heads, and Switch Boxes:** Electronic circuit boards are covered by a 2 year warranty.

**Mechanical components,** i.e. Switches, relays, microphones, housings, mounting brackets and hardware are covered for 2 years for defect in material or workmanship. All other electronic circuit and IO boards not expressed herein are covered by a 2 year warranty.

Warranty starts from date of manufacture.

### 12 MONTH WARRANTY — BACK-UP ALARMS

Whelen Back-Up Alarms are covered by a 12 month warranty and are subject to the conditions and steps described herein.

### 6 MONTH WARRANTY — STROBE POWER SUPPLIES/FLASH TUBES AND OBSOLETE/DISCONTINUED PRODUCTS

If a Strobe Power Supply, Strobe Flash Tube component or an obsolete/discontinued product of a "Whelen" brand product is returned to Whelen within 6 months of the date which is affixed to the unit, Whelen will repair or replace that unit free of charge ONE TIME ONLY, subject to the conditions and steps herein.

### WHELEN ENGINEERING COMPANY OUT-OF-WARRANTY FACTORY REPAIR PROGRAM

If found to be repairable, the Whelen Factory Repair Center (only) will repair Non-Lightbar Electronic Strobe Power Supplies for \$160.00 each. All other repairs (non-strobe) will be \$135.00 per unit. This does not include replacement of any other electro-mechanical parts including flash tubes, polycarbonate domes, motors, or hardware items.

Follow the "Steps To Be Taken For Return" noted below, and include a check or money order. For Whelen products older than 10 years, repair charges will be determined upon examination only (minimum charge is \$260.00). Contact factory service center for further details.

#### STEPS TO BE TAKEN FOR WARRANTY RETURN:

- 1) Whelen products are to be returned **freight prepaid** to the: Whelen Factory Repair Center, 51 Winthrop Road, Chester, CT 06412-0684; or an Authorized Whelen Repair Center†. Do not ship by bus.
- 2) A copy of the sales receipt must be returned with the defective unit to qualify for warranty coverage from date of purchase.
- 3) Include a short statement explaining the problem.
- 4) Include your name, address, and day-time telephone number.
- 5) Whelen and its Authorized Repair Centers will, via UPS, ship back the repaired unit **freight prepaid**, where available (in the Continental U.S.), usually within a few days after its receipt.

**WHELEN®**  
ENGINEERING COMPANY, INC.

51 Winthrop Road, Chester, CT 06412-1036  
(860) 526-9504 [www.whelen.com](http://www.whelen.com)

— EFFECTIVE 12/19/19, REPLACES ALL PREVIOUSLY PUBLISHED SERVICE POLICIES —

† The only AUTHORIZED WHELEN REPAIR CENTER(S) are predetermined by the Whelen Factory via official listing obtained from Whelen Engineering Company, Chester, CT.

\* New/Revised

10250AI-111919

© 2019 Whelen.



# INDEX

0	18	45LRLOAD	57	70C00VCR	8	ARGES2	9
0AC0EDCR	5	4BKT1	6, 13	70C00WCR	8	ARGFM	9
0S*00FCR	5	4ECTUBE	62	70C0ELZR	8	AVBKT1	1
0S*00MCR	5	4EFLANGE	6	70CREGCS	8, 10	AVBKT2	1
0S*00SCR	5	4EGRILB	6	70F000*R	8	AVBKT3D	1
0SB00SCR	5	4EGRILP	6	70G02FGR	61	AVBKT3S	1
0SC0EDCR	5	4ELTUBE	62	70K000ZR	8	AVBKT4	1
0SG00MCR	61	4FLANGEB	6	70RA6FCR	8	AVBKT5D	1
0SU0EDCR	59	4SWITCH	26	70RC6FCR	8	AVBKT5S	1
1SWITCH	26	4TSMAB	6	73FKIT	8	AVC11*	1
20C0CDCD	6	4TSMAC	6	795H	35, 46, 47, 50, 51, 53, 57	AVC12#	1
20C0CDCR	6	4V3*	6	7CAST3	8	AVC13BAC	1
20R00XRR	6	50**2ZCR	7	7EFLANGE	8	AVC13RAC	1
20U0CDCR	59	50**3ZCR	7	7ELTUBE	62	AVC13RBA	1
295HFS	28	50*02Z*R	7	7FLANGE	8	AVC13RBC	1
295HFS2X	28	50*03Z*R	7	7FLANGEB	8	AVC21**	1
295HFSA7	28	500LTUBE	62	7GCV6LRC	8	AVC22DD	1
295HFSC9	28	50A02SA1	7	7PT8R	8, 10	AVC22DE	1
295HFSDA	28	50AA2SA2	7	7PTH5F	8	AVC22EE	1
295SDA1	28	50AC2ZCR	7	7PTM5F	8	AVC22FF	1
295SDA2	28	50AG2ZCR	61	7SCOENZR	8	AVC22JJ	1
295SL100	28	50BC2ZCR	7	7SU0ENZR	59	AVC22MM	1
295SL101	28	50CC2ZCR	7	80C00EZR	10	AVC23BAC	1
295SL102	60	50CR2ZCR	7	80COEHCR	10	AVC23RAC	1
295SLSA1	28	50G02ZCR	61	80CBEHCR	10	AVC23RBA	1
295SLSA6	28	50G02ZGR	61	80CREHCR	10	AVC23RBC	1
295SSA1	28	50S03ZAR	59	80DTUBE	62	AVW11*	1
295SSA2	28	50T03ZBR	59	80TUBE	62	AVW12#	1
2E*00Z*R	6, 25	50W03ZRR	59	810CA0ZR	8	AVW13BAC	1
2ED00ZCR	6	58L4TUBE	62	810TRIM	8	AVW13RAC	1
2EE00ZCR	6	5BKT1	7	86CE1	10	AVW13RBA	1
2EG00ZGR	61	5BRUSH	7	8WC00EZR	10	AVW13RBC	1
2EJ00ZCR	6, 26	5FLANGEB	7	90**5F*R	8	AVW21**	1
2EP00ZCR	61	5FLANGEC	7	90**5S*R	8	AVW22DD	1
2F*00Z*R	6, 25	5FLANGEP	7	900STUBE	62	AVW22DE	1
2FLANGEB	6	5G*00F*R	7	90A00TAR	9	AVW22EE	1
2FLANGEC	6	5GBKT1	7	90BTT	9	AVW22FF	1
2G*00F*R	6	5GC00WCR	7	90BTT4	59	AVW22JJ	1
2GBKT1	6	5GC0CCCR	7	90E000ZR	9	AVW22MM	1
2GFLANGB	6	5GFLANGB	7	90F000*R	9	AVW23BAC	1
2GFLANGC	6	5GFLANGC	7	90FLANGB	9	AVW23RAC	1
2GROMMET	6	5GM2LRC	7	90FLANGC	9	AVW23RBA	1
2SWITCH	26	5GROMMET	7	90J000CR	9	AVW23RBC	1
3FLANGEC	5	5IM2LRC	7	90RA5FCR	9	B6370**	3
3GROMMET	5	5LSMAB	7	90RB5FCR	9	B63M7**	3
3PC0C0CD	16	5LSMAC	7	90RC5FCR	9	B6MM**P	2
3S*00F*R	5	5TSMAB	7	97FKIT	9	B6TM**1P	3
3SBCCDCR	5	5TSMAC	7	9EFLANGE	9	BBKT20	3, 4
3SC0CDCR	5	5V*02Z*R	7	9FLANGEB	9	BBKT30	3
3SR0CDRR	5	5V1*	6	9MLENKT1	62	BETA1	28
3SRCCDCR	5	5V1G	61	9MLENKT2	62	BETA112R	25, 28
3SS00FAR	59	5V3*	6	9MLENKT3	62	BETA124R	60
3SU00FCR	59	60*02F*R	7	9SCOENZR	9	BETA2	25, 28
3SW00FRR	59	60*02S*R	7	9SU0ENZR	59	BETA2BKT	28, 29
3SWITCH	26	60A00TAR	7	9ULENKT1	62	BETAMIC	28
40**5SCR	6	60BR6FCR	7	9ULENKT2	62	BGH	3, 4
40*02Z*R	6	60BTT	7	9ULENKT3	62	BGL	3, 4
40A00AAR	6	60C00VCR	7	9UTUBE	62	BRAKTL12	63
40BTT	6	60C00WCR	7	ADD4TIR3	24	C321	54
40BUH	6	60C0EHCR	10	ADD7TIR3	24	C325	54
40BUV	6	60C0EJCS	10	AFL530	5	C381	54
40G02ZCR	61	60C0ELZR	10	AFM1660	5	C385	54
40G02ZGR	61	60CBEGCS	10	AFM560	5	C6#	9
43LENS*	2	60CREGCS	10	ALPHA1	28	C6*S	9
45795H	57	60F000*R	7	ALPHA12S	28	C6*SC	9
45795HN	57	60G02FCR	61	ALPHA2	28	C6BTT	9
45ADDAST	57	60G02FGR	61	ALPHA24S	60	C6BTTC	9
45ADDDHAL	57	60J000CR	8	ALPHA3	28	C6BU	9
45ADDDSTR	57	60K000XR	7	ALPHA4	28	C6BUL	9
45ADL8*	57	60K000YR	7	ALPHA5	28	C6FB	9
45ADLS8*	57	60RA6FCR	7	ALPHASL	25, 28	C6FC	9
45ADRB*	57	60RC6FCR	7	ALPHASL4	60	C6HDLTMK	10
45ADROTA	57	60U0EHCR	59	ARG34D	9	C6L*	9
45B±±*	57	64FKIT	8	ARG35D	9	C6L*C	9
45B±±	56, 57	6BKT1	8, 14	ARG42D	9	C6SL	9
45B52*	57	6BKT2	8, 14	ARG44D	9	C6SL4	59
45B52	57	6EFLANGE	8	ARG45D	9	C6T	9
45CL*	57	6EHDLTMTK	8	ARG45P	9	C6TC	9
45DLCNTA	57	6ELTUBE	62	ARG47BD	9	C7#	10
45DLCNTR	57	6FLANGEB	8	ARG47BP	9	C7*S	10
45DLOUTA	57	6RB*	7	ARG47D	9	C7*SC	10
45DLOUTR	57	6RB*C	7	ARG48D	9	C795H2	53
45FL*	57	6SC0ENZR	7	ARG49D	9	C795H2N	53
45KFH	57	70*02F*R	8	ARG50D	9	C795H8	53
45KFL	57	70*02S*R	8	ARG50P	9	C795H8N	53
45KRH	57	70A00TAR	8	ARGCH1	9	C7BTT	10
45KRL	57	70BR6FCR	8	ARGCH2	9	C7BTTC	10
45FLASH	57	70BTT	8	ARGES1	9	C7BU	10

C7BUL	10	CMK29	54	F422####	46	F4X8****	46
C7FB	10	CMK7	54	F424####	46	F4XBTT	46
C7FC	10	CMK82	54	F427####	46	F4XPHOTO	46
C7L*	10	CMK83	54	F428####	46	F4XTACBL	46
C7L*C	10	CMK85	54	F42CNT*	47	F4XTACTL	46
C7SL	10	CMK86	54	F42CNTX	47	F54PC	10
C7SL4	59	CMK88	54	F42DL#	46	F63PC	10
C7T	10	CMK91	54	F42DS#	46	FEDC06*R	6
C7TC	10	CMK93	54	F42END#	46	FEDC06DR	6
C9#	10	CMK95	54	F42END*	46	FEDC06ER	6
C9*S	10	CMK98	54	F42ENDX	47	FEDC06JR	6
C9*SC	10	CMK99	54	F42WA#	46	FLBULK18	46
C9BTT	10	CMK9S	54	F4500S	46	FLLED**	2
C9BTTTC	10	CMKAJ94	54	F4500ST	46	FRDSCBL	47
C9FB	10	CP2****	53	F45PC	10	FT10A	62
C9FC	10	CP4****	52	F4795H	35, 46	FT1510	62
C9L*	10	CP8****	52	F4795HN	35, 46	FT20A	62
C9L*C	10	CPHOTO	53	F4795HT	46	FT25	62
C9SL	10	CSDSCBL	53	F4795HTN	46	G321	49
C9SL4	59	CSIGNL2	53	F48END#	47	G322	49
C9T	10	CSIGNL3	53	F48END*	47	G323	49
C9TC	10	CSTPK#	54	F48ENDX	47	G324	49
CALF1	56	CSWBTA2	53	F4A3	46	G325	49
CANCTL5	27	CSWBTBB2	53	F4A6	46	G326	49
CANCTL6	27	CSWBTBR2	53	F4B****P	35	G341	49
CANCTL7	27	CSWDSCBL	53	F4CF*	46	G342	49
CANEM16	27	CTACBL	53	F4DIVIDX	35, 36, 47	G343	49
CAST3	8	CTACNTL	53	F4DL#	46	G344	49
CAST3H	8	CTDA	53	F4DL*	35, 46	G345	49
CAST4V	8	CTLS1	56	F4DLA4	61	G346	49
CB2####	52	CV2****	52	F4DLR4	61	G381	49
CB4####	52	CV4****	52	F4DS#	46	G382	49
CB8####	52	CV8****	52	F4DS*	46	G383	49
CC5K1	27	CVA	34	F4DSCBL	46	G384	49
CC5K2	27	CVBTTL60	53	F4EDLA	56	G385	49
CC5K3	27	CVBTTL66	53	F4G*0*0F	35	G386	49
CC5K4	27	CVM****M	34	F4LF*	46	GAMMA2	29
CCFTR*	53	CVM****P	34	F4M****M	35	GB2####	48
CCNT1X	53	CVM****V	34	F4M****P	35	GB2****	48
CCNT2X	53	CVTS	34	F4M*0*0F	35	GB2ENDX	48
CCNT3X	53	CVTSA	34	F4M1111P	61	GB4####	48
CCNT4X	53	CW0BAAAA	56	F4M5555P	61	GB4****	48
CCSRN3	27	CX2****	52	F4MA3	35	GB8####	48
CCSRN35	27	CX4****	52	F4MA6	35	GB8****	48
CCSRN36	27	CX8****	52	F4MEND#	35	GB8ENDX	48
CCSRN3A	27	CY2****	52	F4MEND*	35	GBA	47, 48
CCSRN3F	28	CY4****	52	F4MENDX	35	GBAW#	48
CCSRN4	27	CY8****	52	F4MTATL3	35	GBAW*	48
CCSRN4A	27	D*	2, 30	F4MTATL6	35	GBBTTMK	48
CCSRN4DA	27	D2	2	F4MTL6	35	GBBTTMK2	48
CCSRN5	27	D4	2	F4NOQLED	56	GBBTTMM	48
CCSRNT35	28	D6	2	F4NOVLED	56	GBBTTMM2	48
CCSRNT36	28	D8	2	F4N2QLED	56	GBCF*	48
CCSRNT3A	28	DBKT3	2	F4N2VLED	56	GBCNTX	48
CCSRNT3F	28	DBKT4	2	F4N7QLED	56	GBDIVIDX	48
CCSRNT4	27	DBKT5	2	F4N7VLED	56	GBDL#	48
CCSRNT4A	27	DELTAC5	32	F4NMINI	56	GBDL*	48
CCSRNT5	27	DELTAC6	32	F4R0****	47	GBDS#	48
CCSRNTA3	28	DELWCCP	38, 43, 46, 48, 55	F4R2****	47	GBDS*	48
CCTRIM	28			F4R3TS	47	GBDSCBL	48
CDC*	34, 53	DH2000*	3, 4	F4R500S	47	GBLF*	48
CDCF*	53	DIRECTIO	62	F4R6TL	47	GBSF*	48
CDIVIDX	53	DIRECTWD	62	F4R6TS	47	GBTL	47, 48
CDL#	53	DL2000*	3, 4	F4R7****	47	GBTS	47, 48
CDL*	34, 53	DP*	2, 31	F4R795H	47	GS2****	47
CDLP#	53	DP2	1	F4R795HN	47	GS4****	47
CDLP*	53	DP4	1	F4RA3	47	GS8****	47
CDOMECEB	53	DP6	1	F4RA6	47	GSAW*	47
CDOMECECR	53	DP8	2	F4RB*	35, 47	GSBTTAA	48
CDOMEX	53	DPTA6	2, 31	F4RBT	47	GSBTTBB	48
CDT6A	56	DPTA6A	2, 31	F4RDL*	35, 47	GSBTTBR	47
CDWBTTMK2	53	DPTA8	2, 31	F4RDS*	47	GSDL*	47
CDWBTTMM2	53	DPTA8A	2, 31	F4RDSC72	47	GSDS*	34, 47
CDWDSCBL	53	DPTAW8	2, 31	F4RFLASH	47	GSPHOTO	48
CE4****	56	DTA6	2, 30	F4RWA#	46	GSTL*	47
CE8****	56	DTA6A	2, 30	F4RWA*	35	GSTS*	47
CEDLX*	56	DTA8	2, 30	F4SF*	46	GT9****M	34
CEDLXA	56	DTA8A	2, 30	F4TL6	46	GT9****P	34
CETAL5	56	DTAW8	2, 30	F4TS6	46	GT9****V	34
CETAT8	56	EPSL1	28	F4W0****	45	GTA	34
CFTD	53	EPSL2S6	28	F4W2****	45	GTTS	34
CJ2####	53	EPSL2S9	28	F4W4****	45	GTTSA	34
CJ4####	53	F09PC	10	F4W7****	45	H20SN12	63
CJ8####	53	F18PC	10	F4W8****	45	H20W12V	63
CMK100	54	F27PC	10	F4WA*	46	H27DSN28	62
CMK101	54	F36PC	10	F4WPHOTO	46	H27SN12	63
CMK103	54	F40BAAAA	56	F4X0****	46	H27TL12	63
CMK104	54	F41CNT*	47	F4X2****	46	H27W12V	63
CMK105	54	F41CNTX	47	F4X4****	46	H35ASC24	62
CMK20S	54	F420####	46	F4X7****	46	H35DSN12	62

# INDEX

H35DTL12	62	IBDS#	49, 51	IS448	43	ISRL8	43
H35HSC12	62	IBDS*	51	IS458	43	ISRW10	43
H35HSN12	63	IBDSCBL	50, 51	IS488	43	ISRW12	43
H35SN12	63	IBTS3#	51	IS508	43	ISRW8	43
H35SN24	62	IBTS3*	51	ISD#	38, 43	ISS*	38, 39, 42, 43
H35TL12	63	ICF*	50, 51	ISF*	50, 51	ISTBCA	38, 43
H35TL12W	63	ID34UF6P	40	ISFL345	39	ISTRBA	38, 43
H35W12V	63	ID34UFX	40	ISFL346	39	ISTRBC	38, 43
H400SD	24	ID35UF6P	40	ISFL34X	39	ISTRCA	38, 43
H400SDKT	24	ID35UFX	40	ISFL34Z	39	IT9****M	34
H400VD	24	ID39UF6P	41	ISFL354	38	IT9****P	34
H50ASN12	63	ID39UFX	41	ISFL355A	38	IT9****V	34
H50SN12	63	ID42UF6P	40	ISFL358	38	ITA	34
H50TL12	63	ID42UFX	40	ISFL35ZA	38	ITL12	50, 51
H50W12V	63	ID43UF6P	40	ISFL425	38	ITL124	61
H55H112	62	ID43UFX	41	ISFL426	38	ITL3	50, 51
H60SN12	63	ID44UF6P	40	ISFL42X	38	ITLFP2	50, 51
HHS3200	28	ID44UFX	40	ISFL42Z	38	ITRAYL10	42
HHS3206	28	ID45UF6P	40	ISFL434	39	ITRAYL12	42
HHS3207	28	ID45UFX	40	ISFL435	39	ITRAYL8	42
HHS3400	60	ID47UF6P	40	ISFL438	39	ITRAYW10	42
HHS4200	28	ID47UFX	40	ISFL43Z	39	ITRAYW12	42
HHS4206	29	ID48UF6P	41	ISFL444	38	ITRAYW8	42
HHS4207	29	ID48UFX	41	ISFL445	38	ITS3	50, 51
HHS4400	60	ID49UF6P	40	ISFL448	38	ITTS	34
HOWL24	60	ID49UFX	40	ISFL44Z	38	ITTSA	34
HOWLER	26	ID50UF6P	40	ISFL455	38	IW0BAAAA	56
HWLDC15	26	ID50UFX	40	ISFL456	38	IW2****	49
HWLFE13	26	IG2****	49	ISFL45X	38	IW34UF6P	40
HWLFE29	26	IG8****	49	ISFL45Z	38	IW34UFX	40
HWLFRB11	27	IH2****	49	ISFL474	39	IW35UF6P	39
HWLFRB13	27	IH8****	49	ISFL475	39	IW35UFX	39
HWLFRB14	27	IHDC*	50	ISFL478	39	IW39UF6P	40
HWLFRB18	27	IJ2####	51	ISFL47Z	39	IW39UFX	40
HWLFRB19	27	IJ2****	51	ISFL485	39	IW4****	49
HWLFRB2	26	IJ2END#	50, 51	ISFL486	39	IW42UF6P	40
HWLFRB20	27	IJ2ENDX	50, 51	ISFL48X	39	IW42UFX	40
HWLFRB22	27	IJ500S	50, 51	ISFL48Z	39	IW43UF6P	40
HWLFRB23	27	IJ500ST	50, 51	ISFL495	38	IW43UFX	40
HWLFRB24	27	IJ795H	50, 51	ISFL496	38	IW44UF6P	39
HWLFRB25	27	IJ795HN	50, 51	ISFL49X	38	IW44UFX	39
HWLFRB26	27	IJ795HT	50, 51	ISFL49Z	38	IW45UF6P	39
HWLFRB27	27	IJ795HTN	50, 51	ISFL504	39	IW45UFX	39
HWLFRB28	27	IJ8####	51	ISFL505	39	IW47UF6P	40
HWLFRB4	27	IJ8****	51	ISFL508	39	IW47UFX	40
HWLUNI	26	IJ8END#	50, 51	ISFL50Z	39	IW48UF6P	40
I2#	11	IJ8ENDX	50, 51	ISFW345	37	IW48UFX	40
I2SM#	11	IJCNT*	50, 51	ISFW346	37	IW49UF6P	39
I321	52	IJCNTX	50, 51	ISFW34X	37	IW49UFX	39
I322	52	IJDC#	50, 51	ISFW34Z	37	IW50UF6P	40
I323	52	IJDC*	51	ISFW354	37	IW50UFX	40
I324	52	ILF*	50, 51	ISFW355A	37	IW8****	49
I325	52	INSTLRDX	35	ISFW358	37	IWBTTAA	50
I326	52	ION#	11	ISFW35ZA	37	IWBTTBB	50
I341	52	ION*	11	ISFW425	37	IWBTTBR	50
I342	52	IONBKT1	12	ISFW426	37	IWBTTLED	50, 51
I343	52	IONBKT4	12	ISFW42X	37	IWD\$\$\$00	40, 41
I344	52	IONBKT5	12	ISFW42Z	37	IWDL*	49, 56
I345	52	IONBKT6	12	ISFW434	38	IWDL*4	61
I346	52	IONBKT7	12	ISFW435	38	IWDS*	34, 49, 56
I381	52	IONBKT8	12	ISFW438	38	IWDS*4	61
I382	52	IONG	61	ISFW43Z	38	IWP\$\$\$\$0	40
I383	52	IONGROM	12	ISFW444	37	IWP\$\$\$\$00	41
I384	52	IONHD1L	24	ISFW445	37	IWPHOTO	50, 52
I385	52	IONHD1R	24	ISFW448	37	IWTACBL	50
I386	52	IONHD2FM	25	ISFW44Z	37	IWTACNTL	50
I3JA	11	IONHD3FM	25	ISFW455	37	IWTS3*	50
I3JC	11	IONHDRS	25	ISFW456	37	IX2****	49
I3KC	11	IONHDSS	25	ISFW45X	37	IX2****4	61
I3MC	11	IONK1B	12	ISFW45Z	37	IX34UF5P	42
I3SMJA	11	IONPEDB	12	ISFW474	37	IX34UF6P	42
I3SMJC	11	IONSM#	11	ISFW475	37	IX34UFX	42
I3SMKC	11	IONSM*	11	ISFW478	37	IX34UFZ	42
I3SMMC	11	IONSM*4	59	ISFW47Z	37	IX35UF5P	41
IA3	50, 51	IONSMG	61	ISFW485	37	IX35UF6P	41
IA34	61	IONSV1*	12	ISFW486	37	IX35UFX	41
IB4####	51	IONSV1*C	12	ISFW48X	38	IX35UFZ	41
IB4****	50	IONSV1*W	12	ISFW48Z	38	IX39UF5P	42
IB4ENDX	50, 51	IONSV3*	12	ISFW495	36	IX39UF6P	42
IB8####	51	IONSV3*C	12	ISFW496	36	IX39UFX	42
IB8****	50	IONSV3*W	12	ISFW49X	37	IX39UFZ	42
IB8ENDX	50, 52	IONV1*	12	ISFW49Z	36	IX4****	49
IBBTMMK	51	IONV1*W	12	ISFW504	37	IX4****4	61
IBBTMMK2	51	IONV3*	11	ISFW505	37	IX42UF5P	41
IBBTMM	51	IONV3*W	12	ISFW508	37	IX42UF6P	41
IBBTMM2	51	IONVHDHM	25	ISFW50Z	37	IX42UFX	41
IBCNTX	50, 52	IS348	43	ISR45	43	IX42UFZ	41
IBDIVDX	50, 52	IS358	43	ISR47	43	IX43UF5P	42
IBDL#	49, 51	IS35Z	43	ISRL10	43	IX43UF6P	42
IBDL*	51	IS438	43	ISRL12	43	IX43UFX	42

IX43UFZ.....	42	L10HCP .....	4	LSVBKT42.....	21	M7BKT1 .....	14
IX44UF5P.....	41	L10L#P .....	4	LSVBKT44.....	21	M7BRUSH.....	14
IX44UF6P.....	41	L10LAM .....	4	LSVBKT45.....	21	M7FB .....	14
IX44UFX.....	41	L10LAP .....	4	LSVBKT47.....	21	M7FC .....	14
IX44UFZ.....	41	L10LAP4 .....	4, 59	LSVBKT50.....	21	M7FC700 .....	14
IX45UF5P.....	41	L10LAV .....	4	M07T .....	26	M7G .....	61
IX45UF6P.....	41	L10LCP .....	4	M08T .....	26	M7WLENX .....	14
IX45UFX.....	41	L21H*M .....	3	M1BATT .....	26	M7ZC .....	14
IX45UFZ.....	41	L21H*P .....	3	M1GROUND.....	26	M7ZC24 .....	60
IX47UF5P.....	42	L21H*P4 .....	3, 59	M2# .....	13	M9# .....	14
IX47UF6P.....	42	L21H*V .....	3	M2* .....	13	M9* .....	14
IX47UFX.....	42	L21L*M .....	3	M2*24 .....	59	M9*24 .....	60
IX47UFZ.....	42	L21L*P .....	3	M2*C .....	13	M9*C .....	14
IX48UF5P.....	42	L21L*P4 .....	3, 59	M2FB .....	13	M9*CS .....	14
IX48UF6P.....	42	L21L*V .....	3	M2FC .....	13	M9*CZ .....	14
IX48UFX.....	42	L21L4P .....	61	M2GROM .....	13	M9*S .....	14
IX48UFZ.....	42	L22H*M .....	3	M2KTHD1.....	25	M92# .....	14
IX49UF5P.....	41	L22H*P .....	3	M2PEDB .....	13	M9BTTX .....	14
IX49UF6P.....	41	L22H*P4 .....	3, 59	M2PEDC .....	13	M9BUW .....	14
IX49UFX.....	41	L22H*V .....	3	M2W# .....	13	M9FB .....	14
IX49UFZ.....	41	L22L*M .....	3	M2W* .....	13	M9FC .....	14
IX50UF5P.....	41	L22L*P .....	3	M2W*24 .....	59	M9FC900 .....	14
IX50UF6P.....	41	L22L*P4 .....	3, 59	M2W*C .....	13	M9FCZ900 .....	14
IX50UFX.....	42	L22L*V .....	3	M2W*C24 .....	60	M9G .....	61
IX50UFZ.....	42	L31H*F .....	3	M4##### .....	25	M9HTH5FC .....	15
IX8**** .....	49	L31H*F4 .....	3, 59	M4# .....	13	M9HTH5RC .....	15
IX8****4 .....	61	L31H*M .....	3	M4***** .....	25	M9HTM5FC .....	15
IXBTTLLED .....	50	L31H*V .....	3	M4* .....	13	M9HTM5RC .....	15
IXD\$\$\$S0 .....	42	L31HAFCA .....	3	M4*24 .....	60	M9JCZ .....	14
IXP\$\$\$S0 .....	42	L31HAMCA .....	3	M4*C .....	13	M9LZC .....	14
IXPHOTO .....	50	L31HAVCA .....	3	M4*CS .....	13	M9T .....	14
JALF1 .....	54	L31HGF .....	61	M4*S .....	13	M9V2* .....	14
JBTTLLED .....	55	L31HPF .....	61	M469 .....	62	M9V2*4B .....	60
JBULK18 .....	55	L31HRFN .....	3	M4B6B .....	25	M9V2*4C .....	60
JC0**** .....	55	L32L*F .....	3	M4B6CHRG.....	26	M9V2*C .....	14
JC2**** .....	55	L32L*F4 .....	3, 59	M4B6L .....	25	M9VFC900 .....	14
JC4**** .....	55	L32L*M .....	3	M4B6R .....	25	M9WLENX .....	15
JC8**** .....	55	L32L*V .....	3	M4BRUSH .....	13	MBADPT14 .....	25
JCTLS1 .....	54	L32L4F .....	61	M4BSEP .....	26	MBCT15** .....	15
JCTLS12 .....	54	L32LGF .....	61	M4CT15B .....	13	MBCT15JJ .....	15
JCTLS1D .....	54	L32LGM .....	61	M4DW* .....	13	MBDC11** .....	15
JDC* .....	36, 54, 55, 56	L32LGV .....	61	M4DWJ .....	13	MBDC11JJ .....	15
JDH* .....	36, 54, 55	L360BGB .....	3	M4FB .....	13	MBDD19** .....	15
JDL# .....	54	L360PMKT .....	3	M4FC .....	13	MBDD19JJ .....	15
JDL* .....	54, 55	L40BG .....	4	M4FC400 .....	13	MBFF17** .....	15
JDLF** .....	54	L41*M .....	4	M4FF15B .....	13	MBFX11** .....	15
JDSCBL .....	55	L41*P .....	4	M4G .....	61	MBFX11JJ .....	15
JE0**** .....	55	L41*V .....	4	M4TB15B .....	13	MBFX20** .....	15
JE0NFPA .....	56	L51*M .....	4	M4TM15B .....	13	MBFX20JJ .....	15
JE2**** .....	55	L51*P .....	4	M4V2* .....	13	MC11M* .....	33
JE2NFPA .....	56	L53AM .....	4	M6# .....	13	MC11P* .....	33
JE4**** .....	55	L53AP .....	4	M6* .....	13	MC11S* .....	33
JE8**** .....	55	L6BKT2 .....	21	M6*24 .....	60	MC16M* .....	33
JF01AAAA .....	56	L6BKT3 .....	21	M6*C .....	13	MC16MCG .....	61
JF02AAAA .....	56	LA28 .....	20	M6*C24 .....	60	MC16MF .....	33
JF0BAAAA .....	56	LA28A .....	20	M6*CS .....	13	MC16MJ .....	33
JF0DAAAA .....	56	LCPHOTO .....	5, 27, 28	M6*S .....	13	MC16P* .....	33
JF0FAAAA .....	56	LEDLOAD .....	5	M6BRUSH .....	14	MC16PF .....	33
JF0TAAAA .....	56	LENSKIT1 .....	62	M6BTT .....	13	MC16PJ .....	33
JHALF1 .....	55	LENSKIT2 .....	62	M6BTT24 .....	60	MC16S* .....	33
JHBTTLED .....	55	LENSKIT3 .....	62	M6BUW .....	14	MC16SF .....	33
JHCTAL1 .....	55	LF28 .....	20	M6BUW24 .....	60	MC16SJ .....	33
JHCTAL1C .....	55	LF28A .....	20	M6FB .....	14	MC16V* .....	33
JHCTAL1D .....	55	LF35 .....	20	M6FC .....	14	MC16VF .....	33
JHCTLS1 .....	55	LF35A .....	20	M6FC600 .....	14	MC16VJ .....	33
JHCTLS1D .....	55	LF35BASE .....	20	M6FCV2 .....	14	MC23M* .....	33
JHFLASH .....	55	LF35CB12 .....	20	M6FCV3 .....	14	MC23P* .....	33
JHTDALL1 .....	55	LF35CBAC .....	20	M6FCV4 .....	14	MC23S* .....	33
JHTDLED1 .....	55	LF35CBAE .....	20	M6G .....	61	MC23V* .....	33
JHTLS2 .....	55	LF35E .....	20	M6GC .....	61	MCFLED2* .....	15
JTA2W .....	55	LF35TPM .....	20	M6HDLMTK .....	14	MCRNB1 .....	15
JTACBL .....	55	LFLTUBE .....	62	M6P15B .....	14	MCRNB2 .....	15
JTACNTL .....	55	LINSV2* .....	20	M6P15C .....	14	MCRNB3 .....	15
JTDLED1 .....	54	LINSV2*X .....	20	M6PT5R .....	14	MCRNS# .....	15
JTDLED2 .....	55	LINSV2G .....	61	M6PTH5F .....	14	MCRNS#X .....	15
JTLS1 .....	54	LINV2* .....	20	M6PTM5F .....	14	MCRNS* .....	15
JV2**** .....	54	LINV2*X .....	20	M6T .....	13	MCRNS*4 .....	60
JV4**** .....	54	LINV2G .....	61	M6T24 .....	60	MCRNS*X .....	15
JV8**** .....	54	LINZ6# .....	20	M6V2* .....	13	MCRNSC# .....	15
JWLLD2 .....	55	LINZ6* .....	20	M6V2*4 .....	60	MCRNSC* .....	15
JXALF**L .....	55	LINZ6*24 .....	59	M6V2*C .....	13	MCRNSG .....	61
JXALF1L .....	55	LINZ61 .....	20	M6WLENX .....	14	MCRNT# .....	15
JY2**** .....	54	LINZ62 .....	21	M6ZC .....	14	MCRNT#X .....	15
JY4**** .....	54	LINZ65 .....	21	M6ZC24 .....	60	MCRNT* .....	15
JY8**** .....	54	LINZ6FC .....	21	M7# .....	14	MCRNT*X .....	15
L10H#P .....	4	LINZ6G .....	61	M7* .....	14	MIRROR15 .....	4
L10HAM .....	4	LSK .....	3, 4	M7*24 .....	60	MIRROR20 .....	3, 4
L10HAP .....	4	LSVBKT13 .....	21	M7*C .....	14	MJTDALL1 .....	36
L10HAP4 .....	4, 59	LSVBKT34 .....	21	M7*CS .....	14	MJY****M .....	36
L10HAV .....	4	LSVBKT35 .....	21	M7*S .....	14	MJY****P .....	36



# INDEX

MJY****V	36	MXFX20**	15	PCC4W	26	PSBKT45	20
MK20S	56, 58	MXFX20JJ	15	PCC6W	26	PSBKT90	20
MK7SS2	58	NOTE	58, 59	PCC6W1	26	PSBP12	16
MK7SS4	58	NP3BB	17	PCC8R	26	PSBP12C	16
MK8H	56, 58	NP3BW	17	PCCS9LW	26	PSBP6	16
MK9S	56, 58	NP6B4B	60	PCCS9RW	26	PSBP6C	16
MKAJ104	58	NP6B4W	60	PCH1	17	PSBS12	16
MKAJ105	58	NP6BB	17	PCH14	60	PSBS12C	16
MKAJ62	57	NP6BW	17	PCH14P	60	PSBS12S	16
MKAJ7	58	NPBKT2	17	PCH14P1	60	PSBS6	16
MKAJ94	58	NPBKT3	17	PCH1F41	18	PSBS6C	16
MKAJ98	58	NPBKT4	17	PCH1F42	18	PSBS6S	16
MKEA29	58	OEI2#	44, 45	PCH1P	18	PSCOMPH	20
MKEA94	58	OEI2#X	44, 45	PCH1P1	18	PSCOMPH4	60
MKEZ100	58	OEI3BCA	44, 45	PCH2	17	PSCOMPL	20
MKEZ101	57	OEI3BCAX	44, 45	PCH24	60	PSFC	20
MKEZ102	57	OEI3RBA	44, 45	PCH24P	60	PSL1B	18
MKEZ104	58	OEI3RBAX	44, 45	PCH24P1	60	PSL1BB	18
MKEZ105	58	OEI3RBC	44, 45	PCH2F41	18	PSL1P	19
MKEZ29	58	OEI3RBCX	44, 45	PCH2F42	18	PSL1PB	19
MKEZ38	57, 58	OEI3RCA	44, 45	PCH2P	18	PSL1R	19
MKEZ38L	58	OEI3RCAX	44, 45	PCH2P1	18	PSL1R5	19
MKEZ45	57	OEION*	44, 45	PCP2AFS	17	PSL1R5B	19
MKEZ60	58	OEION*X	44, 45	PCP2AP	18	PSL1RB	19
MKEZ61	58	OELS34	44	PCP2AP1	18	PSL2	19
MKEZ61L	58	OELS44	44	PCP2ASF	17	PSL2B	19
MKEZ62	57	OELS45	44	PCP3	17	PSL2BB	19
MKEZ69	57	OELS50	44	PCP3A	17	PSL2BLK	19
MKEZ7	56, 58	OEWD34	44	PCP3AP	18	PSL2P	19
MKEZ74	58	OEWD44	44	PCP3AP1	18	PSL2PB	19
MKEZ79	57	OEWD45	44	PCP3P	18	PSL2R	19
MKEZ82	57	OEWD50	44	PCP3P1	18	PSL2R5	19
MKEZ83	58	OEWS34	44	PCPSM1AB	18	PSL2R5B	19
MKEZ85	57	OEWS44	44	PCPSM1AC	18	PSL2RB	19
MKEZ86	57	OEWS45	44	PCPSM1B	18	PSP1AC	17
MKEZ88	58	OEWS50	44	PCPSM1C	18	PSP1ALP	17
MKEZ89	57	OEWT34	44	PCPSM2AB	18	PSP1AP	18
MKEZ91	57	OEWT44	44	PCPSM2AC	18	PSP1AP1	18
MKEZ93	57	OEWT45	44	PCPSM2B	18	PSSEQACR	20
MKEZ94	58	OEWT50	44	PCPSM2C	18	PSTANK2	20
MKEZ95	57	P32F2BB	26	PEIMFI13	5	PSXLBKT2	20
MKEZ96	57	P32F2RB	26	PELCB	16	PSXLFC	20
MKEZ97	58	P32F2RR	26	PELCB4	60	QFFORD1	36
MKEZ98	58	P32HD1	25	PELCC	16	QFFORD1S	36
MKEZ99	58	P36HHS	16	PELCC4	60	QFFORD1W	36
MKLP102	58	P36SLC	16	PF #F4#	46	QFFRD1SW	36
MKLP104	59	P36SLCHG	16	PFBP12	16	QFGM1	36
MKLP29	59	P46FL*	16	PFBP12C	16	QFGM1S	36
MKLP38	59	P46FLCX	16	PFBP12C4	60	QFGM1SW	36
MKLP7	59	P46HHS	16	PFBP6	16	QFGM1W	36
MKLP82	58	P46HHS4	60	PFBP6C	16	QFRAM1	36
MKLP83	59	P46S2*	16	PFBS12	16	QFRAM1S	36
MKLP86	58	P46S2*3	16	PFBS12C	16	QFRAM1SW	36
MKLP88	59	P46S2X	16	PFBS12S	16	QFRAM1W	36
MKLP91	58	P46S2X2	16	PFBS6	16	QFRAM2	36
MKLP93	58	P46S3*H	16	PFBS6C	16	QFRAM2S	36
MKLP95	58	P46SC	16	PFBS6S	16	QFRAM2SW	36
MKLP97	59	P46SCX	16	PFH1	17	QFRAM2W	36
MKLP99	59	P46SLCHG	16	PFH14	60	R1\$\$\$00	34
MMK	3, 4	P46WL*	16	PFH1F41	18	R10HDM*	35
MPB4B	60	P46WLCX	16	PFH1F42	18	R10HDP*	35
MPB4W	60	PAH112	29	PFH1P	17	R10HDV*	35
MPBB	16	PAP112	29	PFH1P04	60	R1LPM*	34
MPBW	16	PAPEXT15	29	PFH1P1	17	R1LPMF	34
MPL10B	25	PAR28*	5	PFH2	17	R1LPP*	34
MPL10J	25	PAR28D*	5	PFH24	60	R1LPPF	34
MPL10R	25	PAR28D	5	PFH2F41	18	R1LPV*	34
MPL32B	25	PAR28DJ	5	PFH2F42	18	R1LPVF	34
MPL32R	25	PAR28E	5	PFH2P	17	R2\$\$\$00	34
MPP4W	60	PAR28J	5	PFH2P1	18	R2LPHM*	34
MPPB	17	PAR32DJ	26	PFLASH	17	R2LPHP*	34
MPPBBS	17	PBA103	17	PFP1AC	17	R2LPHPG	61
MPPBCS	17	PBA106U	17	PFP1AP	18	R2LPHV*	34
MPPW	16	PBA203	17	PFP1AP1	18	R2LPM*	34
MPPWCS	16	PBA206U	17	PFP2AC	17	R2LPMA4	34, 60
MPR15B	17	PBAINTC	17	PFP2AP	18	R2LPP*	34
MPR15W	17	PBAPEDA	18	PFP2AP1	18	R2LPPA4	34, 60
MPR4W	60	PBAPEDAL	18	PFP4AWB	18	R2LPPB4	60
MPRB	17	PBAPEDD	18	PFP4AWP	18	R2LPPR4	61
MPRW	17	PBAPEDDL	18	PFP4AWP1	18	R2LPV*	34
MTLI*	26	PBH103	17	PH1LPED	17	R316**F	4
MXCT15**	15	PBH106U	17	PLASC3V	10	R316**M	4
MXCT15JJ	15	PBH203	17	PLASC4V	10	R316**V	4
MXDC11**	15	PBH206U	17	PLAST3V	8	R316*F	4
MXDC11JJ	15	PBHINTC	17	PLAST4V	8	R316*M	4
MXDD19**	15	PC1	26	PLAST4VL	8	R316*V	4
MXDD19JJ	15	PC2	26	PROGRAM2	5	R416**F	4
MXFF17**	15	PC3	26	PS#02FCR	20	R416**M	4
MXFX11**	15	PCC10W	26	PS#01FCR	20	R416**V	4
MXFX11JJ	15	PCC10W1	26	PSBKT2	20	R416*F	4

R416*M	4	S44MAB	19	SSFFP16	5	TA20TL12	63
R416*V	4	S44MB	19	SSFFPOS	5	TA4437M	31
R4B***P	35	S44MBB	19	SSFFPOS16	5	TA4437M1	31
R4B*0*0P	35	S44MJB	19	SSTUBE	62	TA4437M2	31
R4B795H	35	S44MRB	19	STA155	32	TA45B72	31
R4B795HN	35	S58MAB	19	STA235	32	TAC815	31
R4BA3	35	S58MB	19	STA245	32	TAC830	31
R4BA6	35	S58MBB	19	STA255	32	TAC850	31
R4BEND#	36	S58MJB	19	STA335	32	TACF85**	31
R4BEND*	36	S58MRB	19	STA345	32	TACF85	31
R4BENDX	36	S72MAB	19	STA355	32	TACTL5	32
R4BFLASH	35	S72MB	19	STA445	32	TACTL6	32
R4BTL6	35	S72MBB	19	STA455	32	TADCTL1	2, 32
RB6T*P	2	S72MJB	19	STA535	32	TADF6	31
RBKT1	21	S72MRB	19	STA545	32	TADF8	31
RBKT10	21	S86MAB	19	STA555	32	TADSW1	2, 32
RBKT14	21	S86MB	19	STA635	32	TADSW2	2, 32
RBKT17	21	S86MBB	19	STA735	32	TAL65	31
RBKT18	21	S86MJB	19	STA745	32	TAL85	31
RBKT19	21	S86MRB	19	STA755	32	TAM63	31
RBKT2	21	SA314A	29	STA835	32	TAM65	31
RBKT4	21	SA314B	29	STA845	32	TAM83**	31
RBKT6	21	SA315P	29	STA855	32	TAM83	31
RBKT7	21	SA31101D	30	STA935	32	TAM85**	31
RBKTHD1	21, 24	SA31101P	30	STA945	32	TAM85	31
RBKTHD2	21, 24	SA340STS	30	STA955	32	TANBKT1	31
RBKTHD4L	21, 24	SA340TS	30	STOPSN12	63	TANF65	31
RBKTHD4R	21, 24	SA350M	25, 30	STPEA69	58	TANF85**	31
RBKTHD5	21, 24	SA350MB1	26, 30	STPKT#	58	TANF85	31
RBKTHD6	21, 24	SA350MH	26	STPLP#	59	TAZ66	31
RBKTHD7	21, 24	SABKT1	29	SUB40BUH	24	TAZ86**	31
RBKTHD8	21, 24	SABKT9	29	SUB4V400	24	TAZ86	31
RBKTHD9	24	SAK1	29	SUBF2C30	24	TCRB34	33
RCMK#	54	SAK23	29	SUBF2C45	24	TCRB35	33
RCMK29	54	SAK25	29	SUBF4C30	24	TCRB39	33
RDLPPAB	34	SAK32	29	SUBF4C45	24	TCRB42	33
RDLPPAG	61	SAK37	29	SUBI3T12	52	TCRB44	33
RDXMM90	35	SAK42	29	SUBKT1B	20	TCRB45	33
REPDIRWA	63	SAK43	29	SUBKT2B	20	TCRB45A	33
REPDIRWD	62	SAK44	30	SUBR2C45	24	TCRB47	33
REPSTTWD	62	SAK47	29	SUBR5C45	24	TCRB49	33
RFLANG2B	21, 24	SAK48	29	SUCBL15	20	TCRB50	33
RFLANG2C	21, 24	SAK49	29	SUCBL2	20	TCRBHD1	25
RFLANGCD	21, 24	SAK50	29	SYS103	23	TCRHD1	32
RFLANGEA	21	SAK51	30	SYS107	23	TCRHD2	32
RFLANGEC	21	SAK52	30	SYS108	23	TCRHD3	32
RGROMMET	21	SAK54	29	SYS109	23	TCRHD4	32
RMK20S	58	SAK57	30	SYS401A	22	TCRHD5	32
RMK8H	58	SAK59	30	SYS401B	22	TCRHD6	32
RMK9S	58	SAK60	30	SYS401D	22	TCRHS1	32
RMKAJ#	58	SAK61D	30	SYS402A	22	TCRHS2	32
RMKEA29	58	SAK61P	30	SYS402B	22	TCRHS3	32
RMKEZ#	58	SAK62D	29	SYS402D	22	TCRHS4	32
RMKEZ29	58	SAK62P	29	SYS404A	23	TCRHS5	32
RMKEZ7	58	SAK63D	29	SYS404B	23	TCRHS6	32
RMKLP#	59	SAK63P	29	SYS404D	23	TCRHT1	33
RPHOTO	4	SAK64D	30	SYS405A	23	TCRHT2	33
RPLS34	45	SAK64P	30	SYS405B	23	TCRHT3	33
RPLS44	45	SAK65	29	SYS405D	23	TCRHT4	33
RPLS45	45	SAK66D	30	SYS406A	23	TCRHT5	33
RPLS50	45	SAK66P	30	SYS406B	23	TCRHT6	33
RPWD34	45	SAK67D	30	SYS406D	23	TCRL**	33
RPWD44	45	SAK9	29	SYS410A	23	TCRL*	32
RPWD45	45	SD210R	30	SYS410B	23	TCRLBKT	33
RPWD50	45	SD210RX	30	SYS410D	23	TCRLBKT1	33
RPWS34	45	SD370	30	SYS701A	22	TCRLBKT2	33
RPWS44	44	SFION*	2	SYS701B	22	TCRLRBA	33
RPWS45	44	SFIOND	2	SYS701D	22	TCRLRBC	33
RPWS50	44	SFIONE	2	SYS702A	22	TDP\$\$\$00	31
RPWT34	45	SFIONJ	2	SYS702B	22	TFLANGEB	5
RPWT44	45	SLENKT1	62	SYS702D	22	TFLANGEC	5
RPWT45	45	SLENKT2	62	SYS704A	23	TGROM2	5
RPWT50	45	SLENKT3	62	SYS704B	23	TIONBKT1	12
RS*02ZCR	20, 24	SLENLRK1	62	SYS704D	23	TIONBKT2	12
RS*03ZCR	20, 24	SLENLRK2	62	SYS705A	23	TIONBKT3	12
RSG02ZCR	61	SLENLRK3	62	SYS705B	23	TIONBKT4	12
RSG03ZCR	61	SLFLASH	5	SYS705D	23	TIONFC	12
RV*03ZCR	20, 24	SLPBKT1	2	SYS706A	23	TIONHDHM	25
S091MB	20	SLPMM**	2	SYS706B	23	TIONHDRS	25
S092MB	20	SMLLAA	2	SYS706D	23	TIONHDSS	25
S161MB	20	SMLLBB	2	SYS710A	23	TIONMBK1	12
S162MB	20	SMLLBC	2	SYS710B	24	TIONMBK2	13
S30HAA	62	SMLLBR	2	SYS710D	24	TIONMBK4	13
S30HAC	62	SMLLCR	2	T0*00M*R	5	TIONMFC	12
S30MAB	19	SMLLR	2	T0CACCCR	5	TIONMGRM	12
S30MB	19	SP123BMC	29	TA125NF1	31	TIONMLB	12
S30MBB	19	SPT5D	30	TA125NF2	32	TIONMLC	12
S30MJB	20	SPT5P	30	TA165NF1	31	TLI#	12
S30MRB	20	SPT5TEMP	30	TA165NF2	31	TLI#X	12
S30TL	63	SPTWI*	30	TA166AL5	31	TLI*	12

# INDEX

TLI*X .....	12	VTX3609# .....	22	WCC9SM .....	26	WXONSM# .....	11
TLI2# .....	12	VTX3609* .....	22	WCC9SUB .....	55	WXONSM* .....	11
TLI2#X .....	12	VTX609# .....	22	WION# .....	11	XI2# .....	11
TLI2P .....	61	VTX609* .....	22	WION* .....	11	XI2SM# .....	11
TLMI* .....	12	VTX609*4 .....	60	WIONSC*4 .....	59	XI3JA .....	11
TLMI2# .....	12	VTX609G .....	61	WIONSM# .....	11	XI3JC .....	11
TURBO5 .....	63	VTXD609# .....	22	WIONSM* .....	11	XI3KC .....	11
TURBO64 .....	63	VTXD609* .....	22	WIONSM*4 .....	59	XI3MC .....	11
TURBOASY .....	62	VTXD609G .....	61	WMM6K .....	2	XI3SMJA .....	11
UFM8 .....	5, 24	VTXFB .....	22	WPA1 .....	25, 29	XI3SMJC .....	11
UHF2150A .....	5	VTXFC .....	22	WPA112 .....	25, 29	XI3SMKC .....	11
ULF44 .....	5	VXCT15** .....	15	WPA112B .....	25	XI3SMMC .....	11
UNI .....	62	VXDC11** .....	15	WPA2 .....	29	XON# .....	11
V23*TPB .....	22	VXDD19** .....	16	WPA3BM .....	29	XON* .....	11
V23*TPBX .....	22	VXFF17** .....	15	WPKM1 .....	28	XONSM# .....	11
V23*TPC .....	22	VXFX11** .....	16	WLOW1A .....	22	XONSM* .....	11
V23*TPCX .....	22	VXFX20** .....	16	WLOW2A .....	22	XONSV1* .....	12
V23P20B .....	22	W20SS .....	30	WLOW3AA .....	22	XONSV3* .....	12
V23P20C .....	22	W20SSRK .....	30	WLOWZ1A .....	22	XONV1* .....	12
V23PEDB .....	22	WBUA107 .....	30	WLOWZ2A .....	22	XONV3* .....	12
V23PEDC .....	22	WBUA112 .....	30	WLOWZ3A .....	22	XTX609# .....	22
VMCT15** .....	15	WBUA112C .....	30	WSSC30 .....	29	XTX609* .....	22
VMDC11** .....	15	WBUA97 .....	30	WSSC30HK .....	29	XTXD609# .....	22
VMDD19** .....	16	WCC9 .....	26	WSSMSW3 .....	25, 29	XTXD609* .....	22
VMFF17** .....	15	WCC92 .....	26	WSSPA30 .....	29		
VMFX11** .....	16	WCC92SUB 46, 48, 50, 52, 53 .....		WXON# .....	11		
VMFX20** .....	16			WXON* .....	11		

# Authorized Managing Sales Representatives

---

## **CONNECTICUT, MAINE, MASSACHUSETTS NEW HAMPSHIRE, RHODE ISLAND, VERMONT**

**Patriot Fleet Group, LLC**  
P.O. Box 886  
Rocky Hill, Connecticut 06067  
(860) 757-3922 • Fax: (860) 785-8697  
e-mail: [amsr1@whelen.com](mailto:amsr1@whelen.com)

## **FLORIDA, PUERTO RICO**

**Whelen Engineering**  
51 Winthrop Rd.  
Chester, CT 06412  
(860) 526-9504  
e-mail: [amsr3@whelen.com](mailto:amsr3@whelen.com)

## **ALABAMA, GEORGIA, MISSISSIPPI, NORTH CAROLINA, SOUTH CAROLINA, TENNESSEE (Except Memphis)**

**Thomas J. Madden & Associates, Inc.**  
935 Hwy 124, Bldg 400, Suite 401  
Braselton, Georgia 30517  
(678) 963-2060 • Fax: (678) 963-2061  
e-mail: [amsr4@whelen.com](mailto:amsr4@whelen.com)

## **HAWAII, GUAM & SAIPAN**

**Pacific Sales Representatives, Inc.**  
P.O. Box 240256  
Honolulu, Hawaii 96824-0256  
(808) 373-4666 • Fax: (808) 373-3045  
e-mail: [amsr6@whelen.com](mailto:amsr6@whelen.com)

## **KENTUCKY, OHIO, WEST VIRGINIA**

**Holstein & Associates, LLC**  
9031 Heritage Drive  
Plain City, Ohio 43064  
(614) 873-2121 • Fax: (614) 873-3095  
e-mail: [amsr7@whelen.com](mailto:amsr7@whelen.com)

## **ARKANSAS, LOUISIANA, TENNESSEE (Memphis only), TEXAS**

**John Wright & Associates**  
1111 W Abram Street  
Arlington, Texas 76013  
(817) 459-2001 • Fax: (817) 459-2515  
e-mail: [amsr8@whelen.com](mailto:amsr8@whelen.com)

## **ALASKA, IDAHO, MONTANA, OREGON, WASHINGTON**

**Kent D. Bruce Company, LLC**  
P.O. Box 225  
Black Diamond, Washington 98010  
(360) 886-9410 • Fax: (360) 886-9411  
e-mail: [amsr10@whelen.com](mailto:amsr10@whelen.com)

## **CALIFORNIA, NEVADA (Northwest and South) WATTCO**

2230 Cordelia Road  
Fairfield, California 94534  
(707) 435-9233 • Fax: (707) 435-1941  
e-mail: [amsr12@whelen.com](mailto:amsr12@whelen.com)

## **IOWA, MINNESOTA, NORTH DAKOTA, SOUTH DAKOTA, WISCONSIN**

**W. Reeves & Associates LLC**  
P.O. Box 477  
Norwalk, Iowa 50211  
(515) 981-5967 • Fax: (866) 336-3503  
e-mail: [amsr13@whelen.com](mailto:amsr13@whelen.com)

## **KANSAS, MISSOURI, NEBRASKA, OKLAHOMA**

**Busch & Associates, LLC**  
12705 South Rene Street  
Olathe, Kansas 66062  
(913) 390-1777 • Fax: (913) 390-7889  
e-mail: [amsr14@whelen.com](mailto:amsr14@whelen.com)

## **COLORADO, NEVADA (Northeast) UTAH, WYOMING**

**Rep Services, LLC**  
33990 County Road 27  
Kiowa, Colorado 80117  
(303) 840-7451 • Fax: (303) 805-0133  
e-mail: [amsr19@whelen.com](mailto:amsr19@whelen.com)

## **DELAWARE, MARYLAND, NEW JERSEY, NEW YORK, PENNSYLVANIA, VIRGINIA, WASHINGTON D.C.**

**Fleet Reps, LLC**  
13225 Ferguson Valley Road  
Yeagertown, PA 17099  
(302) 440-2190  
e-mail: [amsr20@whelen.com](mailto:amsr20@whelen.com)

## **ILLINOIS, INDIANA, MICHIGAN**

**C. S. Trojan & Associates, Inc.**  
1375 Rickett Road  
Brighton, Michigan 48116  
(810) 227-7775 • Fax: (810) 227-9195  
e-mail: [amsr22@whelen.com](mailto:amsr22@whelen.com)

## **ARIZONA, NEW MEXICO**

**Kent D. Bruce Company, LLC**  
P.O. Box 225  
Black Diamond, Washington 98010  
(480) 504-4395 • Fax: (360) 886-9411  
e-mail: [amsr10@whelen.com](mailto:amsr10@whelen.com)

## **WHELEN FACTORY INQUIRY**

**Automotive Sales**  
e-mail: [autosale@whelen.com](mailto:autosale@whelen.com)

**Automotive Catalog**  
e-mail: [catalog@whelen.com](mailto:catalog@whelen.com)

**Customer Service**  
e-mail: [custserv@whelen.com](mailto:custserv@whelen.com)

## **CANADIAN INQUIRY**

### **EASTERN: NEWFOUNDLAND, NEW BRUNSWICK, NOVA SCOTIA, PRINCE EDWARD ISLAND**

**Leslie and Associates**  
32 Steeles Avenue East, Unit 8  
Milton, Ontario, Canada L9T 5A1  
(905) 878-8457  
e-mail: [amsr15@whelen.com](mailto:amsr15@whelen.com)

### **CENTRAL: MANITOBA, ONTARIO, QUEBEC, NUNAVUT**

**Leslie and Associates**  
32 Steeles Avenue East, Unit 8  
Milton, Ontario, Canada L9T 5A1  
(905) 878-8457  
e-mail: [amsr15@whelen.com](mailto:amsr15@whelen.com)

### **WESTERN: ALBERTA, BRITISH COLUMBIA, SASKATCHEWAN, YUKON AND NORTHWEST TERRITORIES**

**TL Smid Associates**  
3057 Similkameen Place  
Kamloops, British Columbia, Canada V2E 2T6  
(250) 572-1507  
e-mail: [amsr21@whelen.com](mailto:amsr21@whelen.com)

### **CARIBBEAN, CENTRAL & SOUTH AMERICA INQUIRY**

**Fred Villoria**  
1621 W. 25th Street #200  
San Pedro, California 90732  
(310) 230-5209  
e-mail: [amsr49@whelen.com](mailto:amsr49@whelen.com)

## **MEXICO INQUIRY**

**ZABAI LLC**  
Ivan R. Lopez Zavala  
20 Bokum Road  
Chester, Connecticut 06412  
(860) 819-6986  
e-mail: [amsr50@whelen.com](mailto:amsr50@whelen.com)

## **MIDDLE EAST INQUIRY**

**TM Associates**  
4395 Centre Lake Drive  
Windsor, Ontario, Canada N9G 2X5  
(519) 563-9339  
e-mail: [amsr26@whelen.com](mailto:amsr26@whelen.com)

## **INTERNATIONAL INQUIRY**

**Contact Factory**  
e-mail: [autointl@whelen.com](mailto:autointl@whelen.com)

**WHELEN®**  
ENGINEERING COMPANY, INC.

51 Winthrop Road, Chester, Connecticut 06412-0684 • (860) 526-9504 • [www.whelen.com](http://www.whelen.com)