



AUTOMOTIVE LIST PRICE

No. PL19.0WL-Rev.1

EFFECTIVE: December 20, 2018 VOID: June 27, 2019



**Cenator™ Series
Super-LED® Lightbar**
(Formerly Ceridian™ Series
Super-LED® Lightbar)



**Order Anytime Day or Night by E-mail: autoorder@whelen.com
or Toll Free Facsimile 1-800-637-8762**

Many products listed in this price list meet or exceed AMECA, SAE and California Title XIII requirements. For details contact your regional sales office. Every effort will be made to hold prices through the end date. We reserve the right to increase prices on certain and/or all products. Whelen Engineering Company, Inc. is not responsible for typographical errors.

ISO 9001 Registered QMS



OFFICIAL WARNING LIGHTS OF NASCAR

Follow us on



PL19.0 New Products

Refer to price list for complete details on new products listed.

C6 SurfaceMax™ Series

C6# Split Color, Clear Outer Lens, Side-By-Side, Red/White, Blue/White, Red/Blue or Red/Amber

ION™ Mini T-Series™

TIONMBK4 Universal over/under "L" mounting bracket for two ION Mini T-Series lightheads

Pioneer Nano™ NP Series

NPBKT3 Mounting brackets (pair) and hardware for two Nano 3-LED Series lightheads under a lightbar

NPBKT4 Mounting brackets (pair) and hardware for two Nano 6-LED Series lightheads under a lightbar

Strip-Lite™ Plus Surface Mount Super-LED®



PS*01FCR SOLO™, Red, Blue, Amber or White

PS*02FCR DUO™, Amber/Blue, Amber/White, Blue/White, Red/Blue, Red/Amber or Red/White

PSSEQACR Sequencing light, Amber

PSCOMPL Compartment light, low intensity

PSCOMPH Compartment light, high intensity

PSFC Optional, Chrome flange

PSBKT45 45° Mounting Bracket for 1 Strip-Lite Plus

PSBKT2 Guard for 1 Strip-Lite Plus Lighthead

Strip-Lite™ Plus XL Surface Mount Super-LED

PSANK2 Fluid level indicator light, Green, Blue, Amber & Red

PSXLC Optional, Chrome flange



Motorcycle Warning Products

MPL10R Pole mounted L10 Series Super-LED beacon, single color, Red low dome

MPL10B Pole mounted L10 Series Super-LED beacon, single color, Blue low dome

MPL10J Pole mounted L10 Series Super-LED beacon, Red/Blue DUO color with individual control, Clear low dome



HOWLER™ Low Frequency Tone Siren

HWLFT11 Siren amplifier with one speaker, includes mounting bracket for 2013-2019 Ford Police Interceptor Sedan

HWLFE13 Siren amplifier with one speaker, includes mounting bracket for 2013-2019 Ford Police Interceptor Utility with fog lights

HWLRB13 Mounting bracket for 2013-2015 Ford Police Interceptor Utility, driver side bracket includes built-in mounting for a SA315P speaker, 2016-2019 Ford Police Interceptor Utility without fog lights

HWLRB28 Howler Mounting Bracket for 2019 Chevy Silverado 1500

Optional Mounting Brackets for SA315 Series

SAK50 Chevy Silverado 1500 / GMC 1500, 2014-2016, Chevy Silverado 2500/3500HD, 2017-2018, DS

SAK49 Chevy Silverado 1500 / GMC 1500, 2014-2016, Chevy Silverado 2500/3500HD, 2017-2018, PS



QuickFit, Bolt-On Mounting Platform Series

QFFORD1 Ford F-150 2015-2019 and F-250/F-350 Super Duty, 2017-2019

QFGM1 Chevy Silverado 1500/2500/3500, 2016-2018

QFRAM1 Dodge Ram 1500 2016-2018

Inner Edge® FST™ Series Lightbars

Upper front facing lightbars with Proclera® Silicone optics, available in low current SOLO and WeCan SOLO, DUO and TRIO models for the Dodge Durango, 2018-2019

Inner Edge® XLP Series Lightbars

Upper Front facing lightbars, available in low current SOLO and DUO as well as WeCan DUO models, all with vehicle specific housings

Inner Edge RST™ Series for Trucks



Rear Facing lightbars with Proclera Silicone optics, available in low current SOLO and WeCan® SOLO, DUO and TRIO models with vehicle specific mounting kits for Chevy Silverado 1500, 2016-2018 and F-150, 2015-2019 and F-250/350, 2017-2019

Cenator™ Super-LED Series Lightbars



SOLO Standard Current, LIN6™

CV_**** 42", 48" or 54", single color, Red, Blue, Amber or White

SOLO Standard Current, LIN6+™

CX_**** 42", 48" or 54", single color, Red, Blue, Amber or White

SOLO WeCan®, LIN6

CY_**** 42", 48" or 54", single color, Red, Blue, Amber or White

DUO WeCan, LIN6

CB_**** 42", 48" or 54", DUO color, Red, Blue, Amber and/or White

SOLO WeCan, LIN6+

CP_**** 42", 48" or 54", single color, Red, Blue, Amber or White

DUO WeCan, LIN6+

CJ_**** 42", 48" or 54", DUO color, Red, Blue, Amber and/or White

Cenator TRI01 Series Lightbars

C381 48", 12 inboard TRIO modules

C321 54", 14 inboard TRIO modules

Cenator TRI02 Series Lightbars

C385 48", 12 inboard TRIO modules

C325 54", 14 inboard TRIO modules

Cenator Super-LED Series Options and Mounting Kits

Refer to these sections in price list for complete listing

Justice® Competitor™ Series Options

JHCTAL1C One high intensity Super-LED center-mounted Steady-Burn Take-Down light, for single center section and two LR11 Super-LED Steady-Burn Alley Lights with 15° horizontal adjustment

JHTDLED1 One high Intensity Super-LED center-mounted Steady-Burn Take-Down Light, for single center section

Lightheads, 24 VDC

PSCOMPH4 Strip-Lite™ Plus Series, compartment light, high intensity

Sirens, 24 VDC

HOWL24 Howler™ siren amplifier with two speakers

HHS3400 HHS Series, siren amplifier with hand-held controller (CANCTL5)


HHS4400 HHS Series, same as HHS3400, except with WeCan port that supports the Inner Edge® FST™, XLP™, and RST™ series, WeCan lightbars, and a WeCan external amplifier

TABLE OF CONTENTS

Whelen Engineering maintains all of the tools and designs for every product manufactured over the last 50 plus years. Items not listed in this price list may be available as a special order. Contact the factory for price and availability.

“Made-To-Order Products” are defined as either models listed in this price sheet with a "MTO" symbol in front of the model field of each “made-to-order” model; or any model not listed in this price sheet. All such "MTO" noted models or those not listed in this price sheet are NCNR (special order, non-cancelable, non-returnable). Please allow sufficient time for production, as these models may require multiple machines for the processing of these special parts.

Dash/ Deck/ Visor	1
Dash/ Deck/ Visor, Directional	1
Beacons	2
LED, Halogen, Rotating Beacons - Rota-Beam™ Series	2
LED Beacons, Self-Contained.....	3
Flashers & Lightheads	4
Flashers, Halogen & LED.....	4
Lightheads, Super-LED®, LED, Halogen & Combination	5
Systems - DOT & Motorcycle.....	21
DOT Wing Plow Super-LED® Lightheads.....	21
DOT3® Super-LED®	21
Motorcycle Warning Products	21
Motorcycle Systems.....	22
Sirens, Switches & Speakers.....	23
Switches And Control Boxes	23
Siren Amplifiers, Amplifiers & Airhorns	23
Siren Amplifier & Speaker Combination	26
Siren Speakers, SA315 & SA314 Projector™ Series	26
Siren Speakers, Other.....	26
Safety Site™, Emitters & Back-Up Alarms	27
Back-Up Alarms, Electronic	27
Safety Site™ & Emitters	27
Traffic Advisors	27
Traffic Advisor™ Series & Accessories	27
Tracer™	28
Tracer™ Series	28
Lightbars, Mini	29
Century™ Series Mini Lightbars.....	29
Mini Legacy™, Super-LED® Series Lightbars	30
Mini Liberty™ II SOLO™, Super-LED® Series Lightbars.....	30
Responder® LP Series Mini Lightbars.....	30
Responder® HD Series Mini Lightbars	31
Mini Edge® Freedom® IV DYAD™ Series Lightbars.....	31
Mini Freedom® IV Rota-Beam™ Series Lightbars.....	31
Mini Justice® Series	32
QuickFit, Bolt-On Mounting Platform Series.....	32
Lightbars.....	32
Inner Edge® FST™ Series.....	32
Inner Edge® XLP, Extra Low Profile Series Lightbars	34
Inner Edge® RST™ Series	37
Outer Edge® Series Lightbars	38
Freedom® IV DYAD™ Series Lightbars.....	40
Freedom® IV Rota-Beam™ Super-LED® Series Lightbars	41
Legacy® Super-LED® Series Lightbars	41
Legacy® TRIO™ Series Super-LED® Lightbars	42
Legacy SOLO™ Super-LED® Series Lightbars	42
Liberty™ II Super-LED® Series Lightbars	43
Liberty™ II TRIO™ Series Super-LED® Lightbars.....	45
Cenator™ Super-LED® Series Lightbars	46
Cenator™ TRIO™ Series Linear Super-LED® Lightbars.....	47
Cenator™ Super-LED® Series Mounting Kit Options	47
Justice® Super-LED® WeCan® Series Lightbars	47
Justice® Super-LED® Competitor™ Series Lightbars	48
Century™ Elite Series LED Lightbars.....	49
Towman's™ Super-LED® Series Lightbars	49
NFPA Lightbars	49
4500 Series Surface Mount Lightbars.....	50
Options, Mounting Kits.....	50
Replacement Parts, Mounting Kits & Strap Kits.....	51
Options, Low Profile Mounting Kits	51
Replacement Parts, Low Profile Mounting Kits & Strap Kits	52
24 VDC, Green Products & Parts	52
24 VDC Products	52
Green Products.....	54
Replacement Parts, Lens Kits.....	54
Replacement Parts, Bulbs For Whelen Lights	55

↓  - NCNR (special order, non-cancelable, non-returnable, check availability). See "Made-To-Order" Statement on Table of Contents Page of this Price List.

MODEL DESCRIPTION LIST

Dash/ Deck/ Visor, Directional

Avenger® II SOLO™ Combination Linear/TIR Super-LED® Series, Includes Swivel/Bail Bracket with Suction Cups, Hood, Cigar Plug with On/Off Switch and Scan-Lock™ Flash Pattern Switch. (For Green, Contact Factory for Price, Availability and Minimum Order Requirements).

AVC11*	Single, Red, Blue, Amber or White	204.00
AVC21**	Dual, Red, Blue, Amber and/or White	356.00

Avenger® II SOLO™ Combination Linear/TIR Super-LED® Series with 2-Wire Pigtail, Includes Scan-Lock Flash Patterns, Swivel/Bail Bracket with Suction Cups, and Hood. (For Green, Contact Factory for Price, Availability and Minimum Order Requirements).

AVW11*	Single, Red, Blue, Amber or White	204.00
AVW21**	Dual, Red, Blue, Amber and/or White	356.00

Avenger® II DUO™ Combination Linear/TIR Super-LED® Series, Includes Swivel/Bail Bracket with Suction Cups, Hood, and Cigar Plug with On/Off Switches. (Mode Button for Color Choice and Scan-Lock™ Flash Pattern Button are Located on the Avenger® II).

AVC12#	Single, Red/Blue, Amber/White, Blue/White, Red/White or Blue/Amber Only	228.00
AVC22DD	Dual, Each Lighthouse Red/White	387.00
AVC22DE	Dual, One Lighthouse Red/White and One Blue/White	387.00
AVC22EE	Dual, Each Lighthouse Blue/White	387.00
AVC22FF	Dual, Each Lighthouse Amber/White	387.00
AVC22JJ	Dual, Each Lighthouse Red/Blue	387.00
AVC22MM	Dual, Each Lighthouse Blue/Amber	387.00

Avenger® II DUO™ Combination Linear/TIR Super-LED® Series with 3-Wire Pigtail, Includes Swivel/Bail Bracket with Suction Cups, and Hood. (Mode Button for Color Choice and Scan-Lock™ Flash Pattern Button are Located on the Avenger® II).

AVW12#	Single, Red/Blue, Amber/White, Blue/White, Red/White or Blue/Amber Only	228.00
AVW22DD	Dual, Each Lighthouse Red/White	387.00
AVW22DE	Dual, One Lighthouse Red/White and One Blue/White	387.00
AVW22EE	Dual, Each Lighthouse Blue/White	387.00
AVW22FF	Dual, Each Lighthouse Amber/White	387.00
AVW22JJ	Dual, Each Lighthouse Red/Blue	387.00
AVW22MM	Dual, Each Lighthouse Blue/Amber	387.00

Avenger® II TRIO™ Combination Linear/TIR Super-LED® Series, Includes Swivel/Bail Bracket with Suction Cups, Hood, and Cigar Plug with On/Off Switches. (Mode Button for Color Choice and Scan-Lock™ Flash Pattern Button are Located on the Avenger® II).

AVC13RBC	Single, Red/Blue/White, with White Steady Override	244.00
AVC13RBA	Single, Red/Blue/Amber, with Amber Steady Override	244.00
AVC13RAC	Single, Red/Amber/White, with White Steady Override	244.00
AVC13BAC	Single, Blue/Amber/White, with White Steady Override	244.00
AVC23RBC	Dual, Each Lighthouse Red/Blue/White, with White Steady Override	469.00
AVC23RBA	Dual, Each Lighthouse Red/Blue/Amber, with Amber Steady Override	469.00
AVC23RAC	Dual, Each Lighthouse Red/Amber/White, with White Steady Override	469.00
AVC23BAC	Dual, Each Lighthouse Blue/Amber/White, with White Steady Override	469.00

Avenger® II TRIO™ Combination Linear/TIR Super-LED® Series with 4-Wire Pigtail, Includes Swivel/Bail Bracket with Suction Cups, and Hood. (Mode Button for Color Choice and Scan-Lock™ Flash Pattern Button are Located on the Avenger® II).

AVW13RBC	Single, Red/Blue/White, with White Steady Override	244.00
AVW13RBA	Single, Red/Blue/Amber, with Amber Steady Override	244.00
AVW13RAC	Single, Red/Amber/White, with White Steady Override	244.00
AVW13BAC	Single, Blue/Amber/White, with White Steady Override	244.00
AVW23RBC	Dual, Each Lighthouse Red/Blue/White, with White Steady Override	469.00
AVW23RBA	Dual, Each Lighthouse Red/Blue/Amber, with Amber Steady Override	469.00
AVW23RAC	Dual, Each Lighthouse Red/Amber/White, with White Steady Override	469.00
AVW23BAC	Dual, Each Lighthouse Blue/Amber/White, with White Steady Override	469.00

Options for Avenger® II Series

AVBKT1	Low Profile Mounting (Headliner) Bracket for Single Avenger® II Series Only	14.50
AVBKT2	Low Profile Mounting (Headliner) Bracket for Dual Avenger® II Series Only	16.00
AVBKT3S	Visor Mounting Bracket for Single Avenger® II Series Only	14.50
AVBKT3D	Visor Mounting Bracket for Dual Avenger® II Series Only	29.00
AVBKT4	Adjustable Height Bracket Kit for All Avenger® II's	47.00
AVBKT5S	Headliner Mounting Bracket, Adjustable, for Single Avenger® II Series Only	25.50
AVBKT5D	Headliner Mounting Bracket, Adjustable, for Dual Avenger® II Series Only	25.50

Dominator™ Plus LINZ6™ Super-LED® Series, Includes Slide Bolt Mounting. For Interior or Exterior Use. 1.74" High x 2.17" Deep Housing. Six Super-LED®s per Lamp. Replace symbol "S" with number of color LED lighthoods required (maximum 8 modules). Order of colors are Red, Blue, Amber and White (i.e., DP822220 = 2 Red, 2 Blue, 2 Amber & 2 White, DP806020 = 0 Red, 6 Blue, 0 Amber & 2 White).

DP2**	2 LINZ6™, 7.11", Amber, Blue, Red and/or White	332.00
DP4****	4 LINZ6™, 14.21", Amber, Blue, Red and/or White	651.00
DP6\$\$\$S\$0	6 LINZ6™, 23.26", Amber, Blue, Red and/or White	935.00
DP8\$\$\$S\$0	8 LINZ6™, 30.36", Amber, Blue, Red and/or White	1210.00



Dominator™ Plus Traffic Advisor™, LINZ6™ Super-LED® Low Profile, Control Head Optional. 1.74" High x 2.17" Deep Housing, Six Super-LEDs per Lamp.

	TADP6	Six Lamp LINZ6™ Super-LED® Traffic Advisor™, 23.26" Long, Less Control Head	958.00
	TADP8	Eight Lamp LINZ6™ Super-LED® Traffic Advisor™, 30.36" Long, Less Control Head	1249.00
††	TADP8**	Eight Lamp, Six Lamp LINZ6™ Super-LED® Traffic Advisor™, 30.36" Long, with Two End Flashing LEDs, Blue, Red and/or Amber, Less Control Head	1265.00

Dominator™ TIR3™ Super-LED® Series, Includes Slide Bolt Mounting. For Interior or Exterior Use. 1.74" High x 2.17" Deep Housing, Three Super-LED®s per lamp. Replace symbol "\$" with number of color LED lighthead required (maximum 8 modules). Order of colors are Red, Blue, Amber and White (i.e., D822220 = 2 Red, 2 Blue, 2 Amber & 2 White, D806020 = 0 Red, 6 Blue, 0 Amber & 2 White).

	D2**	2 TIR3™, 7.11", Amber, Blue, Red and/or White	233.00
	D4****	4 TIR3™, 14.21", Amber, Blue, Red and/or White	359.00
	D6*****	6 TIR3™, 23.26", Amber, Blue, Red and/or White	529.00
	D8\$\$\$S0	8 TIR3™, 30.36", Amber, Blue, Red and/or White	675.00

Dominator™ Traffic Advisor™, TIR3™ Super-LED® Low Profile, Control Head Optional. 1.74" High x 2.17" Deep Housing, Three Super-LED®s per lamp.

	TAD6	Six Lamp TIR3™ Super-LED® Traffic Advisor™, 23.26" Long, Less Control Head	558.00
	TAD8	Eight Lamp TIR3™ Super-LED® Traffic Advisor™, 30.36" Long, Less Control Head	697.00
††	TAD8**	Eight Lamp, Six Lamp TIR3™ Super-LED® Traffic Advisor™, 30.36" Long, with Two End Flashing LEDs, Blue, Red and/or Amber, Less Control Head	708.00

Options for Dominator™ Series

	DBKT3	Swivel Mount Bracket Kit for D2, DP2, D4 & DP4 Series Only, Customer Installed	32.50
	DBKT4	"L" Angle Mounting Bracket Kit, Customer Installed	24.00
	DBKT5	Upper Rear Window Mounting Bracket Kit for 2008-2019 Chevy Tahoe and 2013-2019 Police Interceptor Utility	24.00
	TADCTL1	TAD/TADP Series Control Head Only	136.00
	TADSW1	On/Off Non-Lighted, SPDT 20 Amp Switch, for TADCTL1	16.50
	TADSW2	On/Off/On Non-Lighted, SPDT 20 Amp Switch, for TADCTL1	16.50

FlatLighter™ LED Series, Dual 400 Series High Intensity 5mm LEDs with Multiple Scan-Lock™ Flash Patterns. Color LEDs with Clear Outer Lens for Stealth Look (For Green, Contact Factory for Price, Availability and Minimum Order Requirements).

	FLLED**	Red and/or Amber	282.00
	FLLED**	1 Red or Amber and 1 White or Blue	356.00
	FLLED**	Blue and/or White	389.00
	43LENS*	400 Series Color Lens for FLLED Series, Customer Installed, Each	14.50

Slim-Miser™ LED Series, Dual 5mm LED Panels, Side-by-Side with Scan-Lock™ Flash Patterns, Includes a Cigar Plug with On/Off Switch and California Flash Patterns.

	SMLLAA	Amber/Amber	159.00
	SMLLRR	Red/Red	159.00
	SMLLBR	Red/Blue	159.00
	SMLLBB	Blue/Blue	159.00
	SMLLBC	Blue/White	159.00
	SMLLCR	Red/White	159.00

SlimLighter™ Super-LED® Series, Six Super-LED®s (per panel), Includes a Cigar Plug with an On/Off Switch and Scan-Lock™ Flash Patterns, Switch & Swivel Brackets with Suction Cups.

	SLPMM**	Amber, Blue, Red and/or White	403.00
	SLPBKT1	Bail Mounting Bracket for Rear Deck or Headliner Mounting	22.50

SpitFire™ ION™ Super-LED® Series, Includes Integral Hood, Two Suction Cups, Cigar Plug with On/Off and a Scan-Lock™ Flash Pattern Switch.

	SFION*	Red, Blue, Amber or White	184.00
	SFIOND	Split Red/White	184.00
	SFIONJ	Split Red/Blue	184.00
††	SFIONE	Split Blue/White	184.00

LED, Halogen, Rotating Beacons - Rota-Beam™ Series

RB6 Series, Amber, Blue or Red Only (For Green or Clear, Contact Factory for Price, Availability and Minimum Order Requirements). Consider LED Beacons.

	RB6T*P	† Dual Reflector, 60 Watt Halogen, Permanent Mount	233.00
	WMM6K	Optional Magnetic Mount Kit	54.00

B6LED Series, Amber, Blue or Red Only (For Green or Clear, Contact Factory for Price, Availability and Minimum Order Requirements).

	B6MM**P	Super-LED® Beacon with Polished Base, Upper Section & Directional Linear Super-LED® Lighthead in Lower Section, Red, Blue and/or Amber	1120.00
--	---------	--	---------

B6T Series, Amber, Blue or Red Only (For Green or Clear, Contact Factory for Price, Availability and Minimum Order Requirements).

	B6TM**1P	† RB6T Rotating Beacon with Polished Base, Upper Section & Directional Linear-LED® in Lower Section, Red, Blue and/or Amber	792.00
--	----------	---	--------

B63 Series, R316 Super-LED® Beacon with Polished Base, Upper Section & Choice of M7 or 700 Series Directional Super-LED® in Lower Section

	B63M7**	M7 in Lower Section, Red, Blue or Amber, Color Outer Lens	1428.00
	B6370**	700 in Lower Section, Red, Blue or Amber, Color Outer Lens	1397.00

All models are 12 Volt D.C. only unless otherwise noted above. For other voltages contact factory.

* Replace symbol in model number with letter indicating lens color or LED color desired: A = Amber; B = Blue; C = Clear/White; R = Red; G = Green

Replace symbol in model number with letter indicating SPLIT lens or LED color desired: D = Red/Clear or White; E = Blue/Clear or White; F = Amber/Clear or White; J = Red/Blue; K = Red/Amber; L = Red/Green; M = Blue/Amber † (to be discontinued, check availability) †† NCNR (special order, check availability, non-returnable) ! Indicate length desired: 5 foot, 6 foot, 7 foot or 8 foot \$ Indicates Lower Price



↓ †† - NCNR (special order, non-cancelable, non-returnable, check availability). See "Made-To-Order" Statement on Table of Contents Page of this Price List.

Beacons

MODEL	DESCRIPTION	LIST
LED Beacons, Self-Contained		

L31 Series Super-LED® Beacon, Class 1 High Dome - Cast Aluminum Base, Includes Scan-Lock™, Hi/Low Power, Cruise and Synchronize Features.

	L31H*F	Amber, Blue, Red or White (Single Color Only) Flat Mount	599.00
	L31HAFCA	Amber, Flat Mount, CA Title 13 Compliant	611.00
††	L31H*F4	Amber, Blue or Red (Single Color Only) Flat Mount, 24 VDC	599.00
	L31H*M	Amber, Blue, Red or White (Single Color Only) Magnetic Mount	631.00
	L31HAMCA	Amber, Magnetic Mount, CA Title 13 Compliant	631.00
	L31H*V	Amber, Blue, Red or White (Single Color Only) Magnetic/Suction Cup Mount	638.00
	L31HAVCA	Amber, Vacuum/Magnetic Mount, CA Title 13 Compliant	638.00
	L31HRFN	Red, Meets NFPA Zone C Upper Requirements, Each	599.00
	MIRROR20	Mirror Mount Bracket for L31 / L32 / L21 / L22 / L50 / L10 Series Beacons	57.00
	BBKT30	Shelf Mount Bracket for L31/L32 Series, Stainless Steel, Mounts to Flat Vertical Surface	53.00
	L360PMKT	Pipe Mount Kit for L31/32 Flat Mount	39.00
	L360BGB	Branch Guard Kit for L31H Series	179.00



L32 Series Super-LED® Beacon, Class 1 in Amber and Class 2 in Red & Blue, Low Dome - Cast Aluminum Base, Includes Scan-Lock™, Hi/Low Power, Cruise and Synchronize Features.

	L32L*F	Amber, Blue, Red or White (Single Color Only) Flat Mount	398.00
††	L32L*F4	Amber, Blue or Red (Single Color Only) Flat Mount, 24 VDC	398.00
	L32L*M	Amber, Blue, Red or White (Single Color Only) Magnetic Mount	438.00
	L32L*V	Amber, Blue, Red or White (Single Color Only) Magnetic/Suction Cup Mount	445.00
	MIRROR20	Mirror Mount Bracket for L31 / L32 / L21 / L22 / L50 / L10 Series Beacons	57.00
	BBKT30	Shelf Mount Bracket for L31/L32 Series, Stainless Steel, Mounts to Flat Vertical Surface	53.00
	L360PMKT	Pipe Mount Kit for L31/32 Flat Mount	39.00



L21 Series Super-LED® Encapsulated Beacon, Class 1, Polycarbonate Base, Perm Mount Models with Scan-Lock™ Flash Patterns.

	L21H*P	Amber or White, Perm/Pipe/"J" Hook Mount, High Dome	343.00
	L21H*M	Amber or White, Magnetic Mount, High Dome	365.00
	L21H*V	Amber or White, Magnetic/Suction Cup Mount, High Dome	376.00
††	L21H*P4	Amber or White, Perm/Pipe/"J" Hook Mount, High Dome, 24 VDC	343.00
	L21L*P	Amber or White, Perm/Pipe/"J" Hook Mount, Low Dome	343.00
	L21L*M	Amber or White, Magnetic Mount, Low Dome	365.00
	L21L*V	Amber or White, Magnetic/Suction Cup Mount, Low Dome	376.00
††	L21L*P4	Amber or White, Perm/Pipe/"J" Hook Mount, Low Dome, 24 VDC	343.00
	MIRROR20	Mirror Mount Bracket for L31 / L32 / L21 / L22 / L10 Series Beacons	57.00
	BBKT20	Shelf Mount Bracket for L21 / L22 / L10 Series Beacons, Stainless Steel, Mounts to Flat Vertical Surface	53.00
	BGL	Branch Guard for Low Dome for L21 / L22 / L10 Series Beacons	45.00
	BGH	Branch Guard, High Dome for L21 / L22 / L10 Series Beacons	47.00
	MMK	90 Lb. Pull Magnetic Mount Kit, with 8' Straight Cord & Plug for L21 / L22 / L10 Series Beacons	31.50
	LSK	Single Lighted Switch (15 Amp Rated), Mounted on Bracket, Wired and Fused	42.00
	DH2000*	Replacement High Dome for L21 / L22 / L10 Series Beacons	74.00
	DL2000*	Replacement Low Dome for L21 / L22 / L10 Series Beacons	74.00



L22 Series Super-LED®, Single Color Encapsulated Beacon, Class 2 Amber - Polycarbonate Base, Includes Scan-Lock™ Flash Patterns.

	L22H*P	Amber, Blue, Red or White, Perm/Pipe Mount, High Dome	198.00
	L22H*M	Amber, Blue, Red or White, Magnetic Mount, High Dome	223.00
	L22H*V	Amber, Blue, Red or White, Magnetic/Suction Cup Mount, High Dome	234.00
††	L22H*P4	Amber, Blue, Red or White, Perm/Pipe Mount, 24 VDC, High Dome	198.00
	L22L*P	Amber, Blue, Red or White, Perm/Pipe Mount, Low Dome	198.00
	L22L*M	Amber, Blue, Red or White (Single Color), Magnetic Mount, Low Dome	223.00
	L22L*V	Amber, Blue, Red or White, Magnetic/Suction Cup Mount, Low Dome	234.00
††	L22L*P4	Amber, Blue, Red or White, Perm/Pipe Mount, 24 VDC, Low Dome	198.00
	MIRROR20	Mirror Mount Bracket for L31 / L32 / L21 / L22 / L50 / L10 Series Beacons	57.00
	BBKT20	Shelf Mount Bracket for L21 / L22 / L10 Series Beacons, Stainless Steel, Mounts to Flat Vertical Surface	53.00
	BGL	Branch Guard for Low Dome for L21 / L22 / L10 Series Beacons	45.00
	BGH	Branch Guard, High Dome for L21 / L22 / L10 Series Beacons	47.00
	MMK	90 Lb. Pull Magnetic Mount Kit, with 8' Straight Cord & Plug for L21 / L22 / L10 Series Beacons	31.50
	LSK	Single Lighted Switch (15 Amp Rated), Mounted on Bracket, Wired and Fused	42.00
	DH2000*	Replacement High Dome for L21 / L22 / L10 Series Beacons	74.00
	DL2000*	Replacement Low Dome for L21 / L22 / L10 Series Beacons	74.00



L10 Series Super-LED® Beacon, Class 1 Amber, with Scan-Lock™ Flash Patterns

	L10HAP	Amber, High Dome, Perm/Pipe Hook Mount, 12 VDC	164.00
	L10HCP	Clear, High Dome, Perm/Pipe Mount, 12 VDC	164.00
††	L10HAP4	Amber, High Dome, Perm/Pipe Hook Mount, 24 VDC	164.00

	L10HAM	Amber, High Dome, Magnetic Mount, 12 VDC	182.00
	L10HAV	Amber, High Dome, Magnetic/Suction Mount, 12 VDC	182.00
	L10LAP	Amber, Low Dome, Perm/Pipe Hook Mount, 12 VDC	164.00
	L10LCP	Clear, Low Dome, Perm/Pipe Mount, 12 VDC	164.00
††	L10LAP4	Amber, Low Dome, Perm/Pipe Hook Mount, 24 VDC	164.00
	L10LAM	Amber, Low Dome, Magnetic Mount, 12 VDC	182.00
	L10LAV	Amber, Low Dome, Magnetic/Suction Mount, 12 VDC	182.00
	L10H#P	Amber/White or Amber/Blue DUO™ Color with Individual Control, Scan-Lock™ Flash Pattern and Synchronize Feature. Perm/Pipe Hook Mount, 12 VDC, High Dome	225.00
	L10L#P	Amber/White or Amber/Blue DUO™ Color with Individual Control, Scan-Lock™ Flash Pattern and Synchronize Feature. Perm/Pipe Hook Mount, 12 VDC, Low Dome	225.00
	MIRROR20	Mirror Mount Bracket for L31 / L32 / L21 / L22 / L50 / L10 Series Beacons	57.00
	BBKT20	Shelf Mount Bracket for L21 / L22 / L10 Series Beacons, Stainless Steel, Mounts to Flat Vertical Surface	53.00
	BGL	Branch Guard for Low Dome for L21 / L22 / L10 Series Beacons	45.00
	BGH	Branch Guard, High Dome for L21 / L22 / L10 Series Beacons	47.00
	MMK	90 Lb. Pull Magnetic Mount Kit, with 8' Straight Cord & Plug for L21 / L22 / L10 Series Beacons	31.50
	LSK	Single Lighted Switch (15 Amp Rated), Mounted on Bracket, Wired and Fused	42.00
	DH2000*	Replacement High Dome for L21 / L22 / L10 Series Beacons	74.00
	DL2000*	Replacement Low Dome for L21 / L22 / L10 Series Beacons	74.00

L51 & L53 Series Super - LED® Beacons

	L51*P	Class 1, Amber or White, Perm Mount	342.00
	L51*M	Class 1, Amber or White, Magnetic Mount	359.00
	L53AP	Class 3, Amber, Flat Mount, Single LED Beacon, Scan-Lock™ Flash Patterns including Steady-Burn and Cruise Mode	68.00
	L53AM	Class 3, Amber, Magnetic Mount, Single LED Beacon, Scan-Lock™ Flash Patterns including Steady-Burn and Cruise Mode	84.00
	MIRROR15	Mirror Mount Bracket for L50 Series	55.00

L41 Series Super-LED® Beacon, 12/24 VDC, Class 1, Cast Aluminum Base, Includes Scan-Lock™, Permanent Mount Models with Hi/Low and Synchronization Feature, Red, Blue, Amber or White

	L41*P	Perm/Pipe Mount	320.00
	L41*M	Magnetic Mount	341.00
	L41*V	Magnetic/Suction Mount	351.00
	L40BG	Branch Guard for L41 Series Beacons	39.00

Rota-Beam™ Super-LED® R316 Series Beacon, Class 1 High Dome - Cast Aluminum Base, Includes Scan-Lock™, Hi/Low Power, Cruise and Synchronize Features.

	R316*F	Amber, Blue, Red or White (Single Color Only) Flat Mount	828.00
	R316*M	Amber, Blue, Red and/or White (Single Color Only) Magnetic Mount	859.00
	R316*V	Amber, Blue, Red or White (Single Color Only) Magnetic/Suction Mount	866.00
	R316**F	Amber, Blue, Red and/or White (Two Color, Split Front/Rear) Flat Mount, Clear Dome	828.00
	R316**M	Amber, Blue, Red and/or White (Two Color, Split Front/Rear) Magnetic Mount, Clear Dome	859.00
	R316**V	Amber, Blue, Red and/or White (Two Color, Split Front/Rear) Magnetic/Suction Mount, Clear Dome	866.00
	RPHOTO	Photocell Option for Hi/Low Power	45.00

Rota-Beam™ Super-LED® R416 Series Beacon, Class 1 - Cast Aluminum Base, Includes Scan-Lock™, Hi/Low Power, Cruise and Synchronize Features.

	R416*F	Amber, Blue, Red or White (Single Color Only) Flat Mount	828.00
	R416*M	Amber, Blue, Red or White (Single Color Only) Magnetic Mount	859.00
	R416*V	Amber, Blue, Red or White (Single Color Only) Magnetic/Suction Mount	866.00
	R416**F	Amber, Blue, Red and/or White (Two Color, Split Front/Rear) Flat Mount, Clear Dome	828.00
	R416**M	Amber, Blue, Red or White (Two Color, Split Front/Rear) Magnetic Mount, Clear Dome	859.00
	R416**V	Amber, Blue, Red or White (Two Color, Split Front/Rear) Magnetic/Suction Mount, Clear Dome	866.00
	RPHOTO	Photocell Option for Hi/Low Power	45.00

Flashers, Halogen & LED**Universal® Halogen & LED Flashers**

	UFM8	Eight Outlet Halogen/LED Flasher, 60 Watts per Outlet, 2x2x2 Switching, 17 Selectable Flash Patterns	201.00
	ULF44	Four Outlet, Four Channel LED Flasher, 60 Watts per Outlet, More than 60 Scan-Lock™ Flash Patterns, Allowing for Alternating, Simultaneous and Synchronized Flashing Lightheads	91.00
	SLFLASH	SmartLogic™ Programmable Flasher	249.00
	LCPHOTO	Logic Level Photocell for use with SLFLASH, CenCom Sapphire™, CenCom Carbide™ and CanTrol®	101.00
	AFL530	Certified LED Ambulance Flasher, 5 Outlet, 30 Watts	137.00
	AFM560	Certified Ambulance Flasher, 5 Outlet, 60 Watts	245.00
	AFM1660	Certified Ambulance Flasher, 16 Outlet, 60 Watts	245.00

Headlight/Grille, Taillight Flashers & Police Equipment Interface Modules

	SSFPOS	100% Solid-State, Headlight/Grille Light Flasher, 2 Outlet, 160 Watts Per Outlet, 7 Flash Patterns, For Positive Switching Headlights	80.00
--	--------	---	-------

All models are 12 Volt D.C. only unless otherwise noted above. For other voltages contact factory.

* Replace symbol in model number with letter indicating lens color or LED color desired: A = Amber; B = Blue; C = Clear/White; R = Red; G = Green

Replace symbol in model number with letter indicating SPLIT lens or LED color desired: D = Red/Clear or White; E = Blue/Clear or White; F = Amber/Clear or White; H = Green/Clear or White; J = Red/Blue; K = Red/Amber; L = Red/Green; M = Blue/Amber † (to be discontinued, check availability) †† NCNR (special order, check availability, non-cancelable, non-returnable) ! Indicate length desired: 5 foot, 6 foot, 7 foot or 8 foot \$ Indicates Lower Price



↓ †† - NCNR (special order, non-cancelable, non-returnable, check availability). See "Made-To-Order" Statement on Table of Contents Page of this Price List.

MODEL DESCRIPTION LIST

SSFPOS16	100% Solid-State, Headlight and Taillight Flasher, 2 Outlet, 160 Watts Per Outlet, 7 Flash Patterns, For 2007-2019 Chevy Tahoe Police Package Vehicles, Includes Mating Plug, For Positive Switching Headlights	107.00
SSFFP16	Headlight Flasher with 8 Flash Patterns, Plug and Play for 2016-2019 Ford Interceptor Utility (Requires Ford Option 60A, pre-wire option).	129.00
UHF2150A	Headlight/Grille Light Flasher with 4 Flash Patterns for Positive or Negative Headlight Switching	71.00
PEIMFI13	For 2013-2019 Ford Police Interceptor Sedan or Utility. This module switches the four negative inputs found on the steering wheel switches to positive inputs and has a speed sensor	135.00

Options for LED Lighthoods

LEDLOAD	In-line "Load" Resistor Kit to Interface with OEM Turn Signal Circuit	68.00
PROGRAM2	Scan-Lock™ + Wireless Programmer, Requires Smartphone App to Operate	121.00

Lighthoods, Super-LED®, LED, Halogen & Combination

Note: In the Model Number the 3rd and 4th Digit are for the LED or Super-LED® Color. The 7th Digit is for the Lens Color.

0S Square Lens Series, Marker/Clearance, Illumination and Flashing LED, Chrome Housing, Size is 1" Wide x 1-1/2" Long.

0S*00MCR	Amber or Red Marker/Clearance Light with Clear Lens	29.00
0S*00FCR	Amber or Red with Single Flash and Clear Lens	29.00
0S*00FCR	Blue or White with Single Flash and Clear Lens	40.00
0S*00SCR	Amber or Red Steady-Burn and Clear Lens	29.00
0SB00SCR	Blue Steady-Burn and Clear Lens	40.00
0SC0EDCR	White Illumination Light with Clear Lens	40.00
0AC0EDCR	White Illumination Light with Clear Lens and 45° Angled Chrome-Plated Bezel	42.00

2" Round 5mm LED Lighthoods, Includes 2.5" Adapter for Customer Supplied 2.5" Grommet, 3" and 3.5" Flange Mount. Other Optional Mounting Kit Purchased Separately (See Optional Mounting Section).

T0*00M*R	Clearance Light, Amber or Red	36.00
T0CACCCR	Compartment Light, Intensity Level 3	51.00

Optional Mounting for 2" Round Series

TFLANGEB	Flange Kit, Surface Mount, Black	9.00
TFLANGEC	Flange Kit, Surface Mount, Chrome	18.00
TGROM2	2" Grommet	8.00

3" Round Super-LED® Lighthoods, Steady-Burn or Flashing.

3SC0CDCR	Compartment Light, White	75.00
3S*00F*R	Flashing, Single Pattern, Red, Blue or Amber	75.00
3SBCCDCR	Compartment Light, Combination Blue/White, with Independent Control of Blue and White Light	82.00
3SRCCDCR	Compartment Light, Combination Red/White, with Independent Control of Red and White Light	82.00
3SR0CDRR	Red, Steady-Burn, Nighttime Illumination Lighting	75.00
3FLANGEC	Flange Kit, Surface Mount, Chrome	14.00
3GROMMET	Grommet Mounting Kit	8.00

3.5" Round Super-LED® Lighthoods with Clear Extended Lens, Scan-Lock™ Flash Patterns and Steady Burn, Requires Mounting Purchased Separately.

PAR28*	Red, Blue, Amber or White Warning, with Synchronize Feature	186.00
PAR28J	Split Red/Blue Warning, with Synchronize Feature	196.00
†† PAR28D	Split Red/White Warning, with Synchronize Feature	196.00
†† PAR28E	Split Blue/White Warning, with Synchronize Feature	196.00
†† PAR28D*	Combination Interleaved White Super-LED® Driving Light with Red or Blue Warning Light, Clear Outer Lens	241.00
PAR28DJ	Combination Interleaved White Super-LED® Driving Light with Blue over Red Warning Light, Clear Outer Lens	251.00

4" Round Super-LED® Lighthoods, Scan-Lock™ Flash Patterns (with Phase 1 and Phase 2) and Steady-Burn, Includes Adapter for PAR36 Applications. Requires Optional Mounting Kit Purchased Separately (Except FE/FD Series).

FEDC06*R	2011-2019 Dodge Durango with Fog Light Package, Fog Light Mount with Extended Lens, Synchronizable, Amber, Blue, Red or White. Not for Use with Projector Fog Lights	194.00
FEDC06JR	2011-2019 Dodge Durango with Fog Light Package, Fog Light Mount with Extended Lens, Synchronizable, Split Red/Blue. Not for Use with Projector Fog Lights	204.00
†† FEDC06DR	2011-2019 Dodge Durango with Fog Light Package, Fog Light Mount with Extended Lens, Synchronizable, Split Red/White. Not for Use with Projector Fog Lights	204.00
†† FEDC06ER	2011-2019 Dodge Durango with Fog Light Package, Fog Light Mount with Extended Lens, Synchronizable, Split Blue/White. Not for Use with Projector Fog Lights	204.00
2F*00Z*R	Flat Lens, Synchronizable, Red, Blue, Amber or White	190.00
2E*00Z*R	Extended Lens, Synchronizable, Red, Blue, Amber or White	190.00
2EJ00ZCR	Extended Lens, Synchronizable, Split Red/Blue	200.00
2ED00ZCR	Extended Lens, Synchronizable, Split Red/White	200.00
2EE00ZCR	Extended Lens, Synchronizable, Split Blue/White	200.00

4" Round 5mm LED Lighthoods (DIRECTIONAL) Requires Optional Mounting Kit Purchased Separately, See Optional Mounting Section.

20R00XRR	5mm LED, Brake/Tail/Turn, Maximum Intensity	105.00
----------	---	--------



Optional Mounting for 4" Round Series, Except FEDC06*R and 4" Round Super-LED®, Unless Specified.

2FLANGEB	Black Surface Mount Trim Ring Kit (For LED Models Only)	9.00
2FLANGEC	Chrome Surface Mount Trim Ring Kit (For LED Models Only)	24.00
2GROMMET	Grommet Mounting Kit (For Super-LED® Models)	8.00

4" Round, 2G Series Super-LED® 5mm LED Grommet Mount Lightheads

2G*00F*R	5mm LED Warning Light with 14 Flash Patterns and Steady-Burn, Red or Amber, Includes Grommet	109.00
20C0CDCR	Compartment Light, Level 3 Intensity, Optional Mounting Kit Purchased Separately	138.00
20C0CDCD	Compartment Light, Level 3 Intensity, with Deutsch® Connector, Optional Mounting Kit Purchased Separately	149.00
2GFLANGC	Optional Surface Mount Chrome-Plated Flange Kit for 2G Series & Compartment Lights	20.00
2GFLANGB	Optional Surface Mount Black Flange Kit for 2G Series & Compartment Lights	9.00
2GROMMET	Grommet Mounting Kit for 2G Compartment Lights Only	8.00
2GBKT1	Optional "L" Bracket, For Use with Grommet Mount Lighthead Only, Each	23.00

400 Series Linear Super-LED®

4V3*	V-Series™, Combination 180° Warning, Take Down and Puddle Light with Scan-Lock™ Warning Flash Patterns, Red, Blue, Amber or White Warning	416.00
40**5SCR	Amber, Blue, Red and/or White, Six Super-LED® over Six Super-LED® with Individual Controls of Upper and Lower Level. Requires Remote Flasher, Purchased Separately (Not to be used as a Steady-Burn light)	237.00
40BUV	Super-LED® Back-up Light, Vertical Mount	203.00
40BUH	Super-LED® Back-up Light, Horizontal Mount	203.00

400 Series Single Level Super-LED®, Includes Scan-Lock™ Flash Patterns (with Phase 1 and Phase 2) and Steady-Burn with Synchronize Feature.

40*02Z*R	Amber, Blue, Red or White	137.00
----------	---------------------------	--------

400 Series 5mm LED Brake/Tail/Turn, Turn & Back Up, Color LEDs with Color Outer Lens. Requires Optional Mounting Kit Purchased Separately (See Optional Mounting Section).

40BTT	LED, Brake/Tail/Turn with 2 Flash Patterns	132.00
40A00AAR	LED, Turn Light Amber	132.00
40C00VCR	LED, Interior/Back-up Light, Minimum Intensity	189.00

Options for 400 Series

4EFLANGE	Chrome-Plated Flange Kit (Not for use with Linear-LED® & Super-LED®), Surface Mount 5mm & Single Level Super-LED® Only	18.00
4FLANGEB	Black Flange Kit (Not for use with Linear-LED® & Super-LED®), Surface Mount 5mm & Single Level Super-LED® Only	10.00
4TSMAB	Black Super-LED® Surface Mount Adapter, Linear-LED® & Super-LED® Only	20.00
4TSMAC	Chrome-Plated Super-LED® Surface Mount Adapter, Linear-LED® & Super-LED® Only	28.00
4EGRILP	Grille-Master™ Chrome Housing with Swivel Bracket. Not for use with LED/Halogen Combination Models	76.00
4EGRILB	Grille-Master™ Black Housing with Swivel Bracket. Not for use with LED/Halogen Combination Models	70.00
4BKT1	Universal "L" Mounting Bracket for 400 Series Lighthead, must be used with 4TSMAB or 4TSMAC Flange	26.00

500 Series Linear Super-LED® Lightheads, Color LEDs with Color Outer Lens, Split Color Modules with Clear Outer Lens, Scan-Lock® Flash Patterns, Plus Steady-Burn, and Synchronize Feature. Requires Optional Mounting Kit Purchased Separately (See Optional Mounting Section).

5V3*	V-Series™, Combination 180° Warning, Take Down and Puddle Light Combination with Scan-Lock™ Warning Flash Patterns, Red, Blue, Amber or White Warning	312.00
5V1*	Combination 180° and TIR Warning, Single Color with Scan-Lock™ Flash Patterns, Red, Blue, Amber or White with Clear Lens	306.00
50*02Z*R	Amber, Blue, Red or White, For Horizontal Mounting	178.00
50**2ZCR	Split Colors, Amber, Blue and/or Red, For Horizontal Mounting	184.00
†† 50AC2ZCR	Split Amber/White, For Horizontal Mounting	184.00
†† 50BC2ZCR	Split Blue/White, For Horizontal Mounting	184.00
50CR2ZCR	Split Red/White, For Horizontal Mounting	184.00
†† 50CC2ZCR	Split White/White, For Horizontal Mounting	184.00
5V*02Z*R	Amber, Blue or Red, For Vertical Mounting	178.00
†† 50AA2SA2	Cab Mount Lights with Chrome Flange, Vertical Mount (one per side)	218.00
50A02SA1	Grommet Mount, Includes Grommet, Lights Used on Rear of Trucks (in an array of 7)	197.00

500 Series TIR6™ Super-LED®, Color LEDs with Color Outer Lens, Split Color Modules with Clear Outer Lens, Six Super-LED®s (per panel). Scan-Lock™ Flash Patterns, including Steady and Synchronize Feature. Requires Optional Mounting Kit Purchased Separately (See Optional Mounting Section).

50*03Z*R	Amber, Blue, Red or White	167.00
†† 50**3ZCR	Split Colors Amber, Blue, Red or White	173.00

Options for 500 Series (For all 500 Series Lightheads, Except 5G Surface Mount Models).

5FLANGEB	Black Flange Kit	10.00
5FLANGEC	Chrome-Plated Flange Kit	18.00
5FLANGEP	Polished Aluminum Flange	40.00
5GROMMET	Grommet Mount Kit	11.00
5GBKT1	Optional "L" Bracket for use with Grommet Mount Lighthead Only, Each	25.00
5TSMAB	Black Surface Mount Adapter, TIR6™ Super-LED® Only	9.00

All models are 12 Volt D.C. only unless otherwise noted above. For other voltages contact factory.

* Replace symbol in model number with letter indicating lens color or LED color desired: A = Amber; B = Blue; C = Clear/White; R = Red; G = Green

Replace symbol in model number with letter indicating SPLIT lens or LED color desired: D = Red/Clear or White; E = Blue/Clear or White; F = Amber/Clear or White; H = Green/Clear or White; J = Red/Blue; K = Red/Amber; L = Red/Green; M = Blue/Amber † (to be discontinued, check availability) †† NCNR (special order, check availability, non-cancelable, non-returnable) ! Indicate length desired: 5 foot, 6 foot, 7 foot or 8 foot \$ Indicates Lower Price



Flashers & Lightheads



↓ †† - NCNR (special order, non-cancelable, non-returnable, check availability). See "Made-To-Order" Statement on Table of Contents Page of this Price List.

MODEL DESCRIPTION LIST

5TSMAC	Chrome-Plated Surface Mount Adapter, TIR6™ Super-LED® Only	18.00
5LSMAB	Black Surface Mount Adapter for Linear Super-LED® Only	19.00
5LSMAC	Chrome-Plated Surface Mount Adapter for Linear Super-LED® Only	30.00
5BRUSH	Aluminum Brush Guard, Includes Surface Mount Adapter for TIR6™ Super-LED® Series, 5mm Requires Optional Flange Purchased Separately	30.00
5BKT1	Mounting Bracket for 500 Series Super-LED®, Universal Mounting Bracket	16.00
5GM2LRC	Chrome-Plated Grille Mount for 2015-2017 Freightliner M2 106, Pair	96.00
5IM2LRC	Chrome-Plated Fender Mount for 2015-2017 Freightliner M2 106, Pair	102.00

5G Series Super-LED® and LED Grommet Mount Lightheads

5G*00F*R	5mm LED Warning Light, Amber or Red with 14 Flash Patterns	127.00
5GC0CCCR	Compartment Light, White Super-LED® with Clear Lens	81.00
5GC00WCR	5mm LED Back-up Light, White	117.00
5GFLANGC	Optional Surface Mount Chrome-Plated Flange Kit for 5G Series	23.00
5GFLANGB	Optional Surface Mount Black Flange Kit for 5G Series	9.00
5GBKT1	Optional "L" Bracket, For Use with Grommet Mount Lighthead Only, Each	25.00

600 Series Super-LED® Lightheads, Surface Mount, Color LEDs with Color Outer Lens (Unless Specified). Requires Optional Mounting Kit Purchased Separately (See Optional Mounting Section).

6RB*	Rota-Beam™ Amber, Blue, Red or White, Color Lens	416.00
6RB*C	Rota-Beam™ Amber, Blue or Red, Clear Lens	416.00
60*02S*R	Amber, Blue, Red or White, without Flange, Requires LED Flasher Purchased Separately (Consider SurfaceMax™ C6 Series)	194.00
60*02F*R	Amber, Blue, Red or White, Includes Internal Flasher with Flash Patterns, Steady-Burn and Hi/Low Power (Consider SurfaceMax™ C6 Series)	194.00
†† 60RA6FCR	1/2 Red, 1/2 Amber, Side-By-Side with Clear Outer Lens with 20 Scan-Lock™ Flash Patterns and Independent On/Off Control of Each Side	239.00
60BR6FCR	1/2 Red, 1/2 Blue, Side-By-Side with Clear Outer Lens with 20 Scan-Lock™ Flash Patterns and Independent On/Off Control of Each Side	239.00
60RC6FCR	1/2 Red, 1/2 White, Side-By-Side with Clear Outer Lens with 20 Scan-Lock™ Flash Patterns and Independent On/Off Control of Each Side	239.00
60C0ELZR	Gradient Opti-Scenelight™, Recess Mount	342.00
6SC0ENZR	Gradient Opti-Scenelight™, Surface Mount	309.00

600 Series 5mm LED Brake/Tail/Turn & Back-Up Lightheads, Surface Mount, Color LEDs with Color Outer Lens. Requires Optional Mounting Kit Purchased Separately (See Optional Mounting Section).

60A00TAR	Amber Turn Signal, Populated Arrow Shape without Flange, with Multiple Flash Patterns (Consider SurfaceMax™ C6 Series)	143.00
60BTT	LED, Brake/Tail/Turn with 2 Flash Patterns (Consider SurfaceMax™ C6 Series)	195.00
60C00VCR	Interior/Back-up Light, Minimum Intensity (Consider SurfaceMax™ C6 Series)	143.00
60C00WCR	Interior/Back-up Light, Maximum Intensity (Consider SurfaceMax™ C6 Series)	512.00

600 Series Snap-In Halogen Lightheads, Requires Optional Mounting Kit Purchased Separately (See Optional Mounting Section) Consider Applicable 600 or M6 Super-LED® Lightheads.

60F000*R	Without Flange	177.00
60K000XR	26 Degree Opti-Scenelight™, without Flange	186.00
60K000YR	13 Degree Opti-Scenelight™, without Flange	186.00
60J000CR	Back-up Light without Flange	143.00

Options for 600 Series

†† 64FKIT	Mounting Kit to Convert 600 Series to Fit in Old-Style 64 Series Hole Cutouts	6.00
6FLANGEB	Black Flange Kit for 600 Series (Consider SurfaceMax™ C6 Series)	11.00
6EFLANGE	Chrome-Plated Flange Kit for 600 Series (Consider SurfaceMax™ C6 Series)	22.00
6EHDLTMK	Headlight Mounting Kit for AT1 and KD Housing, Includes Bracket and Hardware (Lighthead Purchased Separately) (Consider SurfaceMax™ C6 Series)	33.00
PLAST3V	Flange, Chrome-Plated Three Light Vertical (Lightheads Purchased Separately) (Consider SurfaceMax™ C6 Series)	167.00
PLAST4V	Flange, Chrome-Plated Four Light Vertical (Lightheads Purchased Separately) (Consider SurfaceMax™ C6 Series)	234.00
PLAST4VL	Flange, Chrome-Plated Four Light Vertical, 5mm LED and Super-LED® Only (Lightheads Purchased Separately)	111.00
CAST3	Polished Aluminum Housing for Vertical Mounting, 3 Lamp	248.00
CAST3H	Polished Aluminum Housing for Horizontal Mounting, 3 Lamp	275.00
CAST4V	Polished Aluminum Housing for Vertical Mounting, 4 Lamp	377.00
6BKT1	"L" Bracket Push Bumper Mounting Kit for 600/M6/600 Rota-Beam, Black, Each	23.00
6BKT2	Angled Bracket Push Bumper Mounting Kit for 600/M6/600 Rota-Beam, Black, Each	23.00

700 Series Super-LED® Lightheads, Surface Mount, Color LEDs with Color Outer Lens (Unless Specified). Requires Optional Mounting Kit Purchased Separately (See Optional Mounting Section).

70*02S*R	Red, Blue, Amber or White, without Flange, Requires LED Flasher Purchased Separately (Consider SurfaceMax™ C7 Series)	194.00
70*02F*R	Red, Blue, Amber or White, Includes Internal Flasher with Flash Patterns, Steady-Burn and Hi/Low Power (Consider SurfaceMax™ C7 Series)	194.00

Flashers & Lightheads



††	70RA6FCR	1/2 Red, 1/2 Amber, Side By Side with Clear Outer Lens with 20 Scan-Lock™ Flash Patterns and Independent On/Off Control of Each Side	239.00
	70BR6FCR	1/2 Red, 1/2 Blue, Side By Side with Clear Outer Lens with 20 Scan-Lock™ Flash Patterns and Independent On/Off Control of Each Side	239.00
	70RC6FCR	1/2 Red, 1/2 White, Side By Side with Clear Outer Lens with 20 Scan-Lock™ Flash Patterns and Independent On/Off Control of Each Side	239.00
	70C0ELZR	Gradient Opti-Scenelight™, Recess Mount	342.00
	7SC0ENZR	Gradient Opti-Scenelight™, Surface Mount	309.00
	70CREGCS	Ambulance Interior Light, Red/White with Built-In Individual Switches	297.00

700 Series 5mm LED Brake/Tail/Turn & Back-Up Lightheads, Surface Mount, Color LEDs with Color Outer Lens. Requires Optional Mounting Kit Purchased Separately (See Optional Mounting Section).

	70BTT	LED, Brake/Tail/Turn with 2 Flash Patterns (Consider SurfaceMax™ C7 Series)	167.00
	70C00VCR	Interior/Back-up Light, Minimum Intensity (Consider SurfaceMax™ C7 Series)	195.00
	70C00WCR	Interior/Back-up Light, Maximum Intensity (Consider SurfaceMax™ C7 Series)	436.00
	70A00TAR	Amber Turn Signal, Sequential Chevron Arrow without Flange with Multi-Flash Pattern (Consider SurfaceMax™ C7 Series)	132.00

700 Series Snap-In Halogen Lightheads, Requires Optional Mounting Kit Purchased Separately (See Optional Mounting Section). Consider Applicable 700 or M7 Super-LED® Lightheads.

	70F000*R	Without Flange	164.00
	70K000ZR	8-32 Degree Opti-Scenelight™, without Flange	172.00

Options for 700 Series

	7FLANGEB	Black Flange Kit (Consider SurfaceMax™ C7 Series)	11.00
	7EFLANGE	Chrome-Plated Flange Kit (Consider SurfaceMax™ C7 Series)	19.00
	7CAST3	Polished Cast Aluminum Housing, 3 Lamps	231.00
	73FKIT	Mounting Kit to convert 700 Series to fit in Old Style 73 Series Hole Cutouts	7.00
††	7GCV6LRC	Grille Mount Chrome Housing for 2006-2019 Chevy Express Van, Super-LED® & 5mm, Surface Mount, Pair	84.00
	7PT8R	Rear Light Pod for Six 700 Series Lightheads for the 2018-2019 Ford Transit Medium or High Roof, Lightheads Purchased Separately, Freight Surcharge May Apply	560.00
	7PTM5F	Front Light Pod for Six 700 Series Lightheads for the 2015-2019 Ford Transit Medium Roof, Lightheads Purchased Separately, Freight Surcharge May Apply	566.00
	7PTH5F	Front Light Pod for Six 700 Series Lightheads for the 2015-2019 Ford Transit High Roof, Lightheads Purchased Separately, Freight Surcharge May Apply	566.00

810 Series - Relampable Halogen Lightheads, Surface Mount (Less Cable)

	810CA0ZR	8-32 Degree Halogen Scenelight	268.00
	810TRIM	Chrome-Plated Flange Cover	27.00

900 Series Super-LED® Lightheads, Surface Mount (Unless Specified), Color LEDs with Color Outer Lens (Unless Specified). Requires Optional Mounting Flange 90FLANGC & 90FLANGB Purchased Separately.

	90**5S*R	Red, Blue, Amber or White (Single Color Only), without Flange, Requires LED Flasher Purchased Separately (Consider SurfaceMax™ C9 Series)	309.00
	90**5F*R	Red, Blue, Amber or White (Single Color Only), Includes Internal Flasher with Flash Patterns, Steady-Burn and Hi/Low Power (Consider SurfaceMax™ C9 Series)	309.00
	90RA5FCR	1/2 Red, 1/2 Amber, Over/Under with Clear Outer Lens with Scan-Lock™ Flash Patterns, Independent On/Off Control of Each Level and Hi/Low Power	309.00
	90RB5FCR	1/2 Red, 1/2 Blue, Over/Under with Clear Outer Lens with Scan-Lock™ Flash Patterns, Independent On/Off Control of Each Level and Hi/Low Power	309.00
	90RC5FCR	1/2 Red, 1/2 White, Over/Under with Clear Outer Lens with Scan-Lock™ Flash Patterns, Independent On/Off Control of Each Level and Hi/Low Power	309.00
	9SC0ENZR	Gradient Opti-Scenelight™, Surface Mount, Includes Flange (Consider SurfaceMax™ C9 Series)	546.00
	90FLANGB	Black Flange Kit for 900 Series Super-LED® Only (Consider SurfaceMax™ C9 Series)	14.00
	90FLANGC	Chrome-Plated Flange Kit for 900 Series Super-LED® Only (Consider SurfaceMax™ C9 Series)	31.00

900 Series 5mm LED Brake/Tail & Turn, Lightheads, Surface Mount, Color LEDs with Color Outer Lens. Requires Optional Mounting Purchased Separately (See Optional Mounting Section).

	90A00TAR	Turn Signal, Populated Arrow Shape without Flange, with 17 Flash Patterns, Amber, Left/Right Arrow (Consider SurfaceMax™ C9 Series)	260.00
	90BTT	LED, Brake/Tail/Turn with 2 Flash Patterns (Consider SurfaceMax™ C9 Series)	389.00

900 Series Snap-In Halogen Lightheads, Optional Mounting Kit Purchased Separately (See Optional Mounting Section). Consider Applicable 900 or M9 Super-LED® Lightheads.

††	90F000*R	Without Flange	158.00
	90E000ZR	Gradient Opti-Scenelight™	201.00
	90J000CR	27 Watt Back-Up Light, without Flange	144.00

Options for 900 Series (Except for Super-LED®)

	9FLANGEB	Black Flange Kit for 900 Series (Not for Use With 900 Super-LED® Series)	15.00
	9EFLANGE	Chrome-Plated Flange Kit for 900 Series (Not for Use With 900 Super-LED® Series)	29.00
	97FKIT	Mounting Kit to Convert 900 Series to Fit in Old Style 97 Series Hole Cutouts	8.00

C6 SurfaceMax™ Series Super-LED® Surface Mount, Color Outer Lens, Unless Specified. Optional Mounting Flange Available. 7-1/2" Long x 5-1/8" High, Protrudes 1-1/2".

	C6L*	Warning, Red, Blue, Amber or White. Internal Flasher with Scan-Lock™ Flash Patterns and Hi/Low	194.00
	C6L*C	Warning, Red, Blue, Amber or White with Clear Lens. Internal Flasher with Scan-Lock™ Flash Patterns and Hi/Low	194.00

All models are 12 Volt D.C. only unless otherwise noted above. For other voltages contact factory.


* Replace symbol in model number with letter indicating lens color or LED color desired: A = Amber; B = Blue; C = Clear/White; R = Red; G = Green

Replace symbol in model number with letter indicating SPLIT lens or LED color desired: D = Red/Clear or White; E = Blue/Clear or White; F = Amber/Clear or White; H = Green/Clear or White; J = Red/Blue; K = Red/Amber; L = Red/Green; M = Blue/Amber † (to be discontinued, check availability) †† NCNR (special order, check availability, non-cancelable, non-returnable) ! Indicate length desired: 5 foot, 6 foot, 7 foot or 8 foot \$ Indicates Lower Price



Flashers & Lightheads



↓  - NCNR (special order, non-cancelable, non-returnable, check availability). See "Made-To-Order" Statement on Table of Contents Page of this Price List.

MODEL	DESCRIPTION	LIST
-------	-------------	------

C6*S	Red, Blue, Amber or White. Requires LED Flasher Purchased Separately	194.00
C6*SC	Red, Blue, Amber or White with Clear Lens. Requires LED Flasher Purchased Separately	194.00
C6#	NEW Split Color with Clear Outer Lens, Side-By-Side, Red/White, Blue/White, Red/Blue or Red/Amber Only. Internal Flasher with Flash Patterns and Synchronize Feature	239.00
C6T	Amber Turn Signal, Sequential Chevron Arrow	143.00
C6TC	Amber Turn Signal Clear Outer Lens, Sequential Chevron Arrow	143.00
C6BTT	LED Brake/Tail/Turn	195.00
C6BTTC	LED Brake/Tail/Turn, Clear Lens	195.00
C6BUL	Back-Up Light, Minimum Intensity	143.00
C6BU	Back-Up Light, Maximum Intensity	309.00
C6FC	Optional Chrome Flange	20.50
C6FB	Optional Black Flange	8.70
C6HDLTMK	Headlight Mounting Kit for ATI & KD Housing, Includes Bracket & Hardware (Lighthouse Purchased Separately)	31.50
PLASC3V	Flange, Chrome-Plated, Three Light, Vertical (Lighthouses Purchased Separately)	165.00
PLASC4V	Flange, Chrome-Plated, Four Light, Vertical (Lighthouses Purchased Separately)	231.00

C7 SurfaceMax™ Series Super-LED® Surface Mount, Color Outer Lens, Unless Specified. Optional Mounting Flange Available. 8-1/4" Long x 4-1/16" High, Protrudes 1-1/2".

C7L*	Warning, Red, Blue, Amber or White. Internal Flasher with Scan-Lock™ Flash Patterns and Hi/Low	194.00
C7L*C	Warning, Red, Blue, Amber or White with Clear Lens. Internal Flasher with Scan-Lock™ Flash Patterns and Hi/Low	194.00
C7*S	Red, Blue, Amber or White. Requires LED Flasher Purchased Separately	194.00
C7*SC	Red, Blue, Amber or White with Clear Lens. Requires LED Flasher Purchased Separately	194.00
C7T	Amber Turn Signal, Sequential Chevron Arrow	132.00
C7TC	Amber Turn Signal Clear Outer Lens, Sequential Chevron Arrow	132.00
C7BTT	LED Brake/Tail/Turn	167.00
C7BTTC	LED Brake/Tail/Turn, Clear Lens	167.00
C7BUL	Back-Up Light, Minimum Intensity	195.00
C7BU	Back-Up Light, Maximum Intensity	349.00
C7FC	Optional Chrome Flange	17.50
C7FB	Optional Black Flange	9.20
7PT8R	Rear Light Pod for Six C7 Series Lighthouses for the 2018 Ford Transit Medium or High Roof, Lighthouses Purchased Separately, Freight Surcharge May Apply	560.00

C9 SurfaceMax™ Series Super-LED® Surface Mount, Color Outer Lens, Unless Specified. Optional Mounting Flange Available. 9-1/8" Long x 8-1/8" High, Protrudes 1-1/2".

C9L*	Warning, Red, Blue, Amber or White. Internal Flasher with Scan-Lock™ Flash Patterns and Hi/Low	309.00
C9L*C	Warning, Red, Blue, Amber or White with Clear Lens. Internal Flasher with Scan-Lock™ Flash Patterns and Hi/Low	309.00
C9*S	Red, Blue, Amber or White. Requires LED Flasher Purchased Separately	309.00
C9*SC	Red, Blue, Amber or White with Clear Lens. Requires LED Flasher Purchased Separately	309.00
C9T	Amber Turn Signal, Sequential Chevron Arrow	260.00
C9TC	Amber Turn Signal Clear Outer Lens, Sequential Chevron Arrow	260.00
C9BTT	LED Brake/Tail/Turn	389.00
C9BTTC	LED Brake/Tail/Turn, Clear Lens	389.00
C9SL	Scenelight, Includes Chrome Flange	546.00
C9FC	Optional Chrome Flange	25.50
C9FB	Optional Black Flange	12.50

Fluorescent Plus™ Series Super-LED® Compartment Tube Lighting, Includes Both "C" Clip and "P" Clip Mounting.

F09PC	9", Non-Frosted Lens	90.00
F18PC	18", Non-Frosted Lens	131.00
F27PC	27", Non-Frosted Lens	174.00
F36PC	36", Non-Frosted Lens	229.00
F45PC	45", Non-Frosted Lens	281.00
F54PC	54", Non-Frosted Lens	346.00
F63PC	63", Non-Frosted Lens	399.00

Interior Light, 6" Round, Low Profile, Surface Mount Super-LED® Interior Light

60C0EHCR	Super-LED® Ambulance Interior Light. 6" Round Surface Mount	204.00
60C0EJCS	6 Diode Interior Light, White, Includes Switch	185.00
60CREGCS	12 Diode Interior Light, Split Red/White, 6" Round Surface Mount, Includes Switches	204.00
60CBEGCS	12 Diode Interior Light, Split White/Blue, 6" Round Surface Mount, Includes Switches	204.00

Interior Light, 8" Round, Super-LED® Ambulance Interior Lighthead

80C0EHCR	Super-LED® Ambulance Interior Light. Fits Industry Standard 8" Cutout	168.00
80C00EZR	Super-LED® Ambulance Interior Light. Fits Industry Standard 8" Cutout, No Mounting Hardware Required, Chrome Housing	168.00



8WC00EZR	Super-LED® Ambulance Interior Light. Fits Industry Standard 8" Cutout, No Mounting Hardware Required, White Housing	157.00
80CBEHCR	9 Diode, Super-LED® Interior Light, 6 White with Hi/Low and 3 Blue	332.00
80CREHCR	9 Diode, Super-LED® Interior Light, 6 White with Hi/Low and 3 Red	332.00
Interior Lights (Less Cable)		
70CREGCS	Ambulance Interior Light, Red/White with Built-In Individual Switches	297.00
86CE1	12 Diode, Super-LED® 8" x 6" Interior Light, White	428.00
ION™ Series Super-LED® Universal Light , Includes Universal Mount, Scan-Lock™ Flash Patterns and a 4-Wire Pigtail. (For Chrome or White Housings, Contact Factory for Price, Availability and Minimum Order Requirements).		
ION*	Red, Blue, Amber or White, Black Housing	150.00
ION#	Split Color, Clear Lens, Amber/Blue, Amber/White, Red/Blue or Red/White Only, Black Housing	150.00
XON*	Red, Blue, Amber or White, Black Housing with Smoked Lens	160.00
XON#	Split Color, Amber/Blue, Red/Blue & Red/White Only, Black Housing with Smoked Lens	160.00
ION™ Surface Mount Series Super-LED® , Includes Scan-Lock™ Flash Patterns and a 4-Wire Pigtail. (For Chrome or White Housings, Contact Factory for Price, Availability and Minimum Order Requirements).		
IONSM*	Red, Blue, Amber or White, Black Housing	150.00
IONSM#	Split Color, Clear Lens, Amber/Blue, Amber/White, Red/Blue or Red/White Only, Black Housing	150.00
XONSM*	Red, Blue, Amber or White, Black Housing with Smoked Lens	160.00
XONSM#	Split Amber/Blue, Red/Blue or Red/White, Black Housing with Smoked Lens	160.00
ION™ DUO™ Series Linear-LED® Universal Light , Includes Universal Mount, Scan-Lock™ Flash Patterns and a 5-Wire Pigtail. (For Chrome or White Housings, Contact Factory for Price, Availability and Minimum Order Requirements).		
I2#	Red/Blue, Amber/White, Blue/White, Red/White or Blue/Amber Only, Individual Control of each Color, Black Housing	173.00
XI2#	Red/Blue, Amber/White, Blue/White, Red/White or Blue/Amber Only, Individual Control of each Color, Black Housing with Smoked Lens	183.00
ION™ DUO™ Surface Mount Series Linear-LED® , Scan-Lock™ Flash Patterns and a 5-Wire Pig Tail. (For Chrome or White Housings, Contact Factory for Price, Availability and Minimum Order Requirements)		
I2SM#	Red/Blue, Amber/White, Blue/White, Red/White or Blue/Amber Only, Individual Control of each Color, Black Housing	173.00
XI2SM#	Red/Blue, Amber/White, Blue/White, Red/White or Blue/Amber Only, Individual Control of each Color, Black Housing with Smoked Lens	183.00
ION™ TRIO™ Series Linear-LED® Universal Light , Universal Light, Includes Universal Mount, Scan-Lock™ Flash Patterns and a 6-Wire Pigtail. (For Chrome or White Housings, Contact Factory for Price, Availability and Minimum Order Requirements).		
I3JC	Red/Blue/White, Individual Control of each Color, Black Housing	199.00
I3JA	Red/Blue/Amber, Individual Control of each Color, Black Housing	199.00
I3KC	Red/Amber/White, Individual Control of each Color, Black Housing	199.00
I3MC	Blue/Amber/White, Individual Control of each Color, Black Housing	199.00
XI3JC	Red/Blue/White, Individual Control of each Color, Black Housing with Smoked Lens	209.00
XI3JA	Red/Blue/Amber, Individual Control of each Color, Black Housing with Smoked Lens	209.00
XI3KC	Red/Amber/White, Individual Control of each Color, Black Housing with Smoked Lens	209.00
XI3MC	Blue/Amber/White, Individual Control of each Color, Black Housing with Smoked Lens	209.00
ION™ TRIO™ Surface Mount Series Linear-LED® , Scan-Lock™ Flash Patterns and a 6-Wire Pig Tail. (For Chrome or White Housings, Contact Factory for Price, Availability and Minimum Order Requirements)		
I3SMJC	Red/Blue/White, Individual Control of each Color, Black Housing	199.00
I3SMJA	Red/Blue/Amber, Individual Control of each Color, Black Housing	199.00
I3SMKC	Red/Amber/White, Individual Control of each Color, Black Housing	199.00
I3SMMC	Blue/Amber/White, Individual Control of each Color, Black Housing	199.00
XI3SMJC	Red/Blue/White, Individual Control of each Color, Black Housing with Smoked Lens	209.00
XI3SMJA	Red/Blue/Amber, Individual Control of each Color, Black Housing with Smoked Lens	209.00
XI3SMKC	Red/Amber/White, Individual Control of each Color, Black Housing with Smoked Lens	209.00
XI3SMMC	Blue/Amber/White, Individual Control of each Color, Black Housing with Smoked Lens	209.00
ION™ Wide Angle Series Super-LED® Universal Light , Includes Universal Mount, Scan-Lock Flash Patterns and a 4-Wire Pigtail. (For Chrome or White Housings, Contact Factory for Price, Availability and Minimum Order Requirements).		
WION*	Wide Angle, Red, Blue, Amber or White, Black Housing	150.00
WION#	Wide Angle, Split Color, Clear Lens, Amber/Blue, Amber/White, Red/Blue or Red/White Only, Black Housing	150.00
WXON*	Wide Angle, Red, Blue, Amber or White, Black Housing with Smoked Lens	160.00
WXON#	Wide Angle, Split Color, Amber/Blue, Amber/White, Red/Blue or Red/White Only, Black Housing with Smoked Lens	160.00
ION™ Wide Angle Surface Mount Series Super-LED® , Includes Scan-Lock Flash Patterns and a 4-Wire Pigtail. (For Chrome or White Housings, Contact Factory for Price, Availability and Minimum Order Requirements).		
WIONSM*	Wide Angle, Red, Blue, Amber or White, Black Housing	150.00
WIONSM#	Wide Angle, Split Color, Clear Lens, Amber/Blue, Amber/White, Red/Blue or Red/White Only, Black Housing	150.00
WXONSM*	Wide Angle, Red, Blue, Amber or White, Black Housing with Smoked Lens	160.00
WXONSM#	Wide Angle, Split Color, Amber/Blue, Red/Blue or Red/White Only, Black Housing with Smoked Lens	160.00
ION™ V-Series™ Super-LED® Universal Light , 180° Warning, Take Down and Puddle Light		
IONV3*	Universal Mount ION™ with Combination 180° Warning, Take Down and Puddle Light, Red, Blue, Amber or White Warning, Black Housing.	271.00




Flashers & Lightheads



All models are 12 Volt D.C. only unless otherwise noted above. For other voltages contact factory.

* Replace symbol in model number with letter indicating lens color or LED color desired: A = Amber; B = Blue; C = Clear/White; R = Red; G = Green

Replace symbol in model number with letter indicating SPLIT lens or LED color desired: D = Red/Clear or White; E = Blue/Clear or White; F = Amber/Clear or White; H = Green/Clear or White; J = Red/Blue; K = Red/Amber; L = Red/Green; M = Blue/Amber † (to be discontinued, check availability) ‡ NCNR (special order, check availability, non-cancelable, non-returnable) ! Indicate length desired: 5 foot, 6 foot, 7 foot or 8 foot \$ Indicates Lower Price

↓  - NCNR (special order, non-cancelable, non-returnable, check availability). See "Made-To-Order" Statement on Table of Contents Page of this Price List.

MODEL DESCRIPTION LIST

IONV3*W	Universal Mount ION™ with Combination 180° Warning, Take Down and Puddle Light, Red, Blue, Amber or White Warning, White Housing.	271.00
IONV1*	Universal Mount ION™, with Combination 180° and TIR Warning, Single Color, Red, Blue, Amber or White, Black Housing	266.00
IONV1*W	Universal Mount ION™, with Combination 180° and TIR Warning, Single Color, Red, Blue, Amber or White, White Housing	266.00
XONV3*	Universal Mount ION™ with Combination 180° Warning, Take Down and Puddle Light, Red, Blue, Amber or White Warning, Black Housing with Smoked Lens	281.00
XONV1*	Universal Mount ION™, with Combination 180° and TIR Warning, Single Color, Red, Blue, Amber or White, Black Housing with Smoked Lens	276.00

ION™ V-Series™ Super-LED® Surface Mount Lighthead, 180° Warning, Take Down and Puddle Light

IONSV3*	Surface Mount ION™ with Combination 180° Warning, Take Down and Puddle Light, Red, Blue, Amber or White Warning, Black Housing.	271.00
IONSV3*W	Surface Mount ION™ with Combination 180° Warning, Take Down and Puddle Light, Red, Blue, Amber, or White Warning, White Housing	271.00
IONSV3*C	Surface Mount ION™ with Combination 180° Warning, Take Down and Puddle Light, Red, Blue, Amber or White Warning, Chrome Housing	291.00
IONSV1*	Surface Mount ION™, with Combination 180° and TIR Warning, Single Color, Red, Blue, Amber or White, Black Housing	266.00
IONSV1*W	Surface Mount ION™, with Combination 180° and TIR Warning, Single Color, Red, Blue, Amber or White, White Housing	266.00
IONSV1*C	Surface Mount ION™, with Combination 180° and TIR Warning, Single Color, Red, Blue, Amber or White, Chrome Housing	286.00
XONSV3*	Surface Mount ION™ with Combination 180° Warning, Take Down and Puddle Light, Red, Blue, Amber or White Warning, Black Housing with Smoked Lens	281.00
XONSV1*	Surface Mount ION™, with Combination 180° and TIR Warning, Single Color, Red, Blue, Amber or White, Black Housing with Smoked Lens	276.00

Options for ION™, ION™ Wide Angle and ION™ V-Series™ Universal Lights, (For Chrome or White Housings, Contact Factory for Price, Availability and Minimum Order Requirements).

IONK1B	Optional Swivel Mount Bracket, Black	34.00
IONGROM	Grommet Mount Kit	8.00
IONPEDB	Pedestal Mount Kit, Black	70.00
IONBKT1	Optional Universal License Plate Bracket for 2 ION™ Lighthead, Horizontal Mount. Not for Use with Surface Mount ION™ Models	34.00
IONBKT4	Optional Rear Hatch Brackets (pair) for 2013-2019 Ford Police Interceptor Utility, Requires Two ION™ Series Lighthead Purchased Separately	27.00
IONBKT5	Universal Mount, Reversed, allows access to mounting screws without removing the light	14.00
IONBKT6	Optional Rear Hatch Mounting Brackets (pair) for 2015-2019 Chevy Tahoe, Requires Two ION™ Series Lighthead purchased Separately	47.00
IONBKT7	Optional Grille Mount Brackets (pair) for 2015-2019 Chevy Tahoe, Requires Four ION™ Series Lighthead Purchased Separately	30.00

ION™ T-Series™ Linear Super-LED®, Surface Mount Lighthead, Includes Clear Lens, Black Flange and Scan-Lock™ Flash Patterns.

TLI*	Red, Blue, Amber or White	135.00
TLI#	Split Color, Amber/Blue, Amber/White, Blue/White, Red/Blue or Red/White Only	135.00
TLI2#	DUO™ Color, Amber/Blue, Amber/White, Blue/White, Red/Blue or Red/White Only	157.00
TLI*X	Red, Blue, Amber or White with Smoked Lens	145.00
TLI#X	Split Color, Amber/Blue, Amber/White, Blue/White, Red/Blue or Red/White Only with Smoked Lens	145.00
TLI2#X	DUO™ Color, Amber/Blue, Amber/White, Blue/White, Red/Blue or Red/White Only with Smoked Lens	167.00
TIONFC	Flange, Chrome	18.00
TIONBKT1	Optional Universal "L" Mounting Bracket for One TLI™ Lighthead	14.00
TIONBKT2	Optional Universal Adjustable License Plate Bracket for Two TLI™ Lighthead	34.00
TIONBKT3	Optional Universal "L" Mounting Bracket for Two TLI™ Lighthead	21.00
TIONBKT4	Optional Universal Over/Under "L" Mounting Bracket for Two TLI™ Lighthead	21.00

ION™ Mini T-Series™ Linear Super-LED®, Surface Mount Lighthead, Includes Clear Lens, Black Flange and Scan-Lock™ Flash Patterns

TLMI*	Red, Blue, Amber or White	125.00
TLMI2#	DUO™ Color, Amber/Blue, Amber/White, Blue/White, Red/Blue, Red/Amber, or Red/White Only	125.00
TIONMFC	Flange, Chrome	18.00
TIONMLB	Surface Mount Flange, Black, Allows TLMI* to Replace a Flange Mounted LINZ6™	10.00
TIONMLC	Surface Mount Flange, Chrome, Allows TLMI* to Replace a Flange Mounted LINZ6™	18.00
TIONMGRM	Grommet Mount Kit	15.00
TIONMBK1	Optional Universal Adjustable License Plate Bracket for Two ION™ Mini T-Series™ Lighthead, Vertical Mount	34.00
TIONMBK2	Optional Universal Swivel License Plate Bracket for Two ION™ Mini T-Series™ Lighthead, Horizontal Mount	34.00



TIONMBK4	NEW Optional Universal Over/Under "L" Mounting Bracket for Two ION™ Mini T-Series™ Lighthead	21.00
----------	---	-------

M2 Series Super-LED® Surface Mount, Color Outer Lens, Unless Specified. Optional Mounting Flange. 3-5/8" Long x 2-1/8" High x Protrudes 1"

M2*	Warning, Red, Blue, Amber or White	174.00
M2*C	Warning, Red, Blue or Amber with Clear Lens	174.00
M2#	Warning, Split Color with Clear Lens, Red/Amber, Red/White, Red/Blue or Amber/White Only	179.00
M2FC	Flange, Chrome	18.00
M2FB	Flange, Black	10.00
M2GROM	Grommet Mount Kit	9.00
M2PEDB	Pedestal Mount Kit, Black	70.00
M2PEDC	Pedestal Mount Kit, Chrome	76.00

M2 Wide Angle Series Super-LED® Surface Mount, Designed to meet NFPA and KKK specifications, Color Outer Lens, Unless Specified. Optional Mounting Flange

M2W*	Warning, Wide Angle, Red, Blue, Amber or White	174.00
M2W*C	Warning, Wide Angle, Red, Blue or Amber, with Clear Lens	174.00
M2W#	Warning, Wide Angle, Split Color with Clear Lens, Red/Amber, Red/White or Red/Blue Only	179.00
M2FC	Flange, Chrome	18.00
M2FB	Flange, Black	10.00
M2GROM	Grommet Mount Kit	9.00
M2PEDB	Pedestal Mount Kit, Black	70.00
M2PEDC	Pedestal Mount Kit, Chrome	76.00

M4 Series Linear Super-LED® Surface Mount, Color Outer Lens, Unless Specified. Optional Mounting Flanges Available. 5-1/2" Long x 3-3/8" High, Protrudes 1-3/8".

M4*	Warning, Red, Blue, Amber or White. Internal Flasher with Flash Patterns and Synchronize Feature	188.00
M4*C	Warning, Red, Blue or Amber with Clear Lens. Internal Flasher with Flash Patterns and Synchronize Feature	188.00
M4#	Split Color with Clear Outer Lens, Side-By-Side, Red/Amber, Red/White, Red/Blue or Amber/White Only. Internal Flasher with Flash Patterns and Synchronize Feature	234.00
M4*S	Red, Blue, Amber or White, Requires LED Flasher Purchased Separately	188.00
M4*CS	Red, Blue, Amber or White with Clear Outer Lens, Requires LED Flasher Purchased Separately	188.00
M4V2*	V-Series™ Combination 180° Warning and Perimeter Light, Scan-Lock™ Flash Patterns with Color Outer Lens Over Warning, Red, Blue or Amber Warning	407.00
M4DW*	Combination Driving/Warning Light, Red or Blue Warning with Scan-Lock™ Flash Patterns, Clear Outer Lens	234.00
M4DWJ	Combination Driving/Warning Light, Red Over Blue Warning with Scan-Lock™ Flash Patterns, Clear Outer Lens	234.00
M4FC	Flange, Chrome	18.00
M4FB	Flange, Black	10.00
M4FC400	Flange, Chrome, Adapts M4 to 400 Series Mounting	24.00
M4BRUSH	Brush Guard, Black	46.00
4BKT1	Universal "L" Mounting Bracket for M4 Series Super-LED® Lighthead	26.00
M4CT15B	Fog Light Mount, For 2015-2019 Chevy Tahoe, Pair, Black	72.00
M4TM15B	Mirror Mount for the 2015-2019 Ford Transit, Pair, Black	72.00
M4TB15B	Front Lower Side Mount for the 2015-2019 Ford Transit, Pair, Black	72.00
M4FF15B	Fog Light Mount, Stainless Steel, For 2015-2019 Ford F-150, Pair, Black	90.00

M6 Series Linear Super-LED® Surface Mount, Color Outer Lens, Unless Specified. Optional Mounting Flanges Available. 6-3/4" Long x 4-5/16" High, Protrudes 1-3/8".

M6V2*	V-Series™, Combination 180° Warning and Perimeter Light, Scan-Lock™ Flash Patterns with Color Outer Lens Over the Warning Light, Red, Blue or Amber Warning	601.00
M6V2*C	V-Series™, Combination 180° Warning and Perimeter Light, Scan-Lock™ Flash Patterns with Clear Outer Lens Over the Warning Light, Red, Blue or Amber Warning	601.00
M6*	Warning, Red, Blue, Amber or White. Internal Flasher with Flash Patterns and Synchronize Feature	229.00
M6*C	Warning, Red, Blue or Amber with Clear Lens. Internal Flasher with Flash Patterns and Synchronize Feature	229.00
M6#	Split Color with Clear Outer Lens, Side-By-Side, Red/Amber, Red/Blue, Red/White or Amber/White Only. Internal Flasher with Flash Patterns and Synchronize Feature	250.00
M6*S	Red, Blue, Amber or White, Requires LED Flasher Purchased Separately	229.00
M6*CS	Red, Blue, Amber or White with Clear Outer Lens, Requires LED Flasher Purchased Separately	229.00
M6BTT	Brake/Tail/Turn	167.00
M6T	Amber Turn Signal, Sequential Chevron Arrow without Flange with Multi-Flash Pattern	145.00
M6BUW	Back-Up Light	223.00
M6ZC	Gradient Scenelight	386.00
M6FC	Flange, Chrome	18.00
M6FB	Flange, Black	10.00
M6P15C	15° Angled Surface Mount Housing, Chrome	81.00
M6P15B	15° Angled Surface Mount Housing, Black	40.00
M6FC600	Flange, Chrome, Adapts M6 to 600 Series Mounting	29.00
M6BRUSH	Brush Guard, Black	46.00

All models are 12 Volt D.C. only unless otherwise noted above. For other voltages contact factory.


* Replace symbol in model number with letter indicating lens color or LED color desired: A = Amber; B = Blue; C = Clear/White; R = Red; G = Green

Replace symbol in model number with letter indicating SPLIT lens or LED color desired: D = Red/Clear or White; E = Blue/Clear or White; F = Amber/Clear or White; H = Green/Clear or White; J = Red/Blue; K = Red/Amber; L = Red/Green; M = Blue/Amber † (to be discontinued, check availability) ‡ NCNR (special order, check availability, non-cancelable, non-returnable) ! Indicate length desired: 5 foot, 6 foot, 7 foot or 8 foot \$ Indicates Lower Price



Flashers & Lighthead



↓  - NCNR (special order, non-cancelable, non-returnable, check availability). See "Made-To-Order" Statement on Table of Contents Page of this Price List.

MODEL DESCRIPTION LIST

6BKT1	"L" Bracket Push Bumper Mounting Kit for 600/M6/600 Rota-Beam, Black, Each	23.00
6BKT2	Angled Bracket Push Bumper Mounting Kit for 600/M6/600 Rota-Beam, Black, Each	23.00
M6HDLMTK	Headlight Mounting Kit for ATI & KD Housings, Includes Hardware	80.00
M6FCV2	Flange, Chrome, Two Light, Vertical, Lightheads Purchased Separately	115.00
M6FCV3	Flange, Chrome, Three Light, Vertical, Lightheads Purchased Separately	158.00
M6FCV4	Flange, Chrome, Four Light, Vertical, Lightheads Purchased Separately	226.00
M6PTM5F	† Front Light Pod for Eight M6 Lightheads for the 2015-2019 Ford Transit Medium Roof, Lightheads Purchased Separately, Freight Surcharge May Apply	566.00
M6PT5R	† Rear Light Pods (2 Piece) for Six M6 Lightheads for the 2015-2017 Ford Transit Medium or High Roof, Lightheads Purchased Separately, Freight Surcharge May Apply	566.00
M6PTH5F	† Front Light Pod for Eight M6 Series Lightheads for the 2015-2019 Ford Transit High Roof, Lightheads Purchased Separately, Freight Surcharge May Apply	566.00
M6WLENX	Replace Clear Lens with a Smoked Lens, For M6 Warning Models Only	10.50

M7 Series Linear Super-LED® Surface Mount, Color Outer Lens, Unless Specified. Optional Mounting Flanges Available. 7-5/8" Long x 3-3/8" High, Protrudes 1-3/8".

M7*	Warning, Red, Blue, Amber or White. Internal Flasher with Flash Patterns and Synchronize Feature	229.00
M7*C	Warning, Red, Blue or Amber with Clear Lens. Internal Flasher with Flash Patterns and Synchronize Feature	229.00
M7#	Split Color with Clear Outer Lens, Side-By-Side, Red/Amber, Red/White, Red/Blue and Amber/White Only. Internal Flasher with Flash Patterns and Synchronize Feature	250.00
M7*S	Red, Blue, Amber or White, Requires LED Flasher Purchased Separately	229.00
M7*CS	Red, Blue, Amber or White with Clear Outer Lens, Requires LED Flasher Purchased Separately	229.00
M7ZC	Gradient Scenelight	229.00
M7FC	Flange, Chrome	18.00
M7FB	Flange, Black	10.00
M7FC700	Flange, Chrome, Adapts M7 to 700 Series Mounting	38.00
M7BRUSH	Brush Guard, Black	46.00
M7BKT1	Optional Universal Mounting Bracket for One Lighthead	21.00
M7WLENX	Replace Clear Lens with a Smoked Lens, For M7 Warning Models Only	10.50

M9 Series Linear Super-LED® Surface Mount, Color Outer Lens, Unless Specified. Optional Mounting Flanges Available. 10-3/8" Long x 6-1/2" High, Protrudes 1-3/8".

M9V2*	V-Series™, Combination 180° Warning and Scene Light, Scan-Lock™ Flash Patterns with Color Outer Lens Over the Warning Light, Red, Blue or Amber Warning, Includes Chrome-Plated Flange	903.00
M9V2*C	V-Series™, Combination 180° Warning and Scene Light, Scan-Lock™ Flash Patterns with Clear Outer Lens over the Warning Light, Red, Blue or Amber Warning, Includes Chrome-Plated Flange	903.00
M9*	Warning, Red, Blue, Amber or White. Internal Flasher with Flash Patterns and Synchronize Feature	343.00
M9*C	Warning, Red, Blue or Amber with Clear Lens. Internal Flasher with Flash Patterns and Synchronize Feature	343.00
M9#	Split Color with Clear Outer Lens, Side-By-Side, Red/Amber, Red/Blue & Red/White Only. Internal Flasher with Flash Patterns and Synchronize Feature	343.00
M9*S	Red, Blue, Amber or White, Requires LED Flasher Purchased Separately	343.00
M9*CS	Red, Blue, Amber or White with Clear Outer Lens, Requires LED Flasher Purchased Separately	343.00
M92#	DUO™ Red/Blue, Red/White, Blue/Amber, Blue/White or Amber/White Only, Scan-Lock™ Flash Patterns and Low Power	356.00
M9*CZ	Combination Warning/Scene Light, Scan-Lock™ Flash Patterns, Synchronize Feature and Hi/Low with Clear Outer Lens	343.00
M9JCZ	DUO™ Red/Blue, Combination Warning/Scene Light, Scan-Lock™ Flash Patterns, Synchronize Feature and Hi/Low with Clear Outer Lens	359.00
M9LZC	Scenelight, White, Includes Flange	580.00
M9BTTX	Brake/Tail/Turn	372.00
M9T	Amber Turn	414.00
M9BUW	Back-Up Light	433.00
M9FC	Flange, Chrome	27.00
M9FB	Flange, Black	10.00
M9FC900	Flange, Chrome, Adapts M9 Warning to 900 Series Mounting	51.00
M9FCZ900	Flange Chrome, Adapts M9 Scenelight to 900 Series Mounting	63.00
M9VFC900	Flange, Chrome, Adapts M9V to 900 Series Mounting	51.00
M9WLENX	Replace Clear Lens with a Smoked Lens, For M9 Warning Models Only	10.50
M9HTM5FC	† Chrome-Plated Housings, Sold in Pairs for Front Driver and Passenger Side of the 2015-2019 Ford Transit Medium Roof, Two M9 Series Lightheads Purchased Separately	285.00
M9HTM5RC	† Chrome-Plated Housings, Sold in Pairs for Rear Driver and Passenger Side of the 2015-2019 Ford Transit Medium Roof, Two M9 Series Lightheads Purchased Separately	285.00
M9HTH5FC	† Chrome-Plated Housings, Sold in Pairs for Front Driver and Passenger Side of the 2015-2019 Ford Transit High Roof, Two M9 Series Lightheads Purchased Separately	285.00
M9HTH5RC	† Chrome-Plated Housings, Sold in Pairs for Rear Driver and Passenger Side of the 2015-2019 Ford Transit High Roof, Two M9 Series Lightheads Purchased Separately	285.00



Micro Freedom® Super-LED® Lighthouse Assemblies, Mirror Mount Bracket Sold Separately (with 20' Cable).

†† MCFLD2*	Freedom®, Two Linear Super-LED®s with a Built-in Flasher, 8.2"W x 10"D x 3.5"H, Blue, Red and/or Amber	771.00
------------	--	--------

Micron™ Series Super-LED® Lighthouse, Includes Scan-Lock™ Flash Patterns, and a 4-Wire Pigtail.

MCRNS*	Surface Mount, Red, Blue, Amber or White, Black Flange	129.00
MCRNS#	Surface Mount, Split Color, Clear Lens, Red/Amber, Amber/White, Red/Blue or Red/White Only, Black Flange	135.00
MCRNS*X	Surface Mount, Red, Blue, Amber or White, Black Flange with Smoked Lens	139.00
MCRNS#X	Surface Mount, Split Color, Red/Amber, Amber/White, Red/Blue or Red/White Only, Black Flange with Smoked Lens	145.00
MCRNSC*	Surface Mount, Red, Blue, Amber or White, Chrome Flange	149.00
MCRNSC#	Surface Mount, Split Color, Red/Amber, Amber/White, Red/Blue or Red/White Only, Chrome Flange	155.00
MCRNT*	Stud Mount, Red, Blue, Amber or White	129.00
MCRNT#	Stud Mount, Split Color, Red/Amber, Amber/White, Blue/Amber, Red/Blue or Red/White Only	135.00
MCRNT*X	Stud Mount, Red, Blue, Amber or White, with Smoked Lens	139.00
MCRNT#X	Stud Mount, Split Color, Red/Amber, Amber/White, Red/Blue or Red/White Only, with Smoked Lens	145.00
MCRNB1	"L" Angle Mounting Bracket, Black	14.00
MCRNB2	Optional Universal License Plate Bracket for Two MCRNS Lighthouses, Horizontal Mount	34.00

Mirror-Beam™ Mirror Mounted Super-LED® Series Lighthouses, Includes 15' Cable with AMP Connectors, Textured Black Finish, Sold in Pairs. Available in Blue, Red and/or Amber. For White Super-LEDs®, Contact Factory for Pricing.

MBCT15**	Chevy Tahoe and Suburban 1500, 2015-2019	395.00
MXCT15**	Chevy Tahoe and Suburban 1500, 2015-2019 with Smoked Lens	416.00
MBCT15JJ	Chevy Tahoe and Suburban 1500, 2015-2019, Two Split Red/Blue Lighthouses	395.00
MXCT15JJ	Chevy Tahoe and Suburban 1500, 2015-2019, Two Split Red/Blue Lighthouses with Smoked Lens	416.00
MBDC11**	Dodge Charger, 2011-2019	395.00
MBDC11JJ	Dodge Charger, 2011-2019, Two Split Red/Blue Lighthouses	395.00
MXDC11**	Dodge Charger, 2011-2019 with Smoked Lens	416.00
MXDC11JJ	Dodge Charger, 2011-2019, Two Split Red/Blue Lighthouses with Smoked Lens	416.00
MBFF17**	Ford Fusion, 2015-2019	395.00
MXFF17**	Ford Fusion, 2015-2019 with Smoked Lens	416.00
MBFT11**	Ford Police Interceptor Sedan, 2013-2019	395.00
MBFT11JJ	Ford Police Interceptor Sedan, 2013-2019, Two Split Red/Blue Lighthouses	395.00
MXFT11**	Ford Police Interceptor Sedan, 2013-2019 with Smoked Lens	416.00
MXFT11JJ	Ford Police Interceptor Sedan, 2013-2019, Two Split Red/Blue Lighthouses with Smoked Lens	416.00
MBFX11**	Ford Police Interceptor Utility, 2013-2019	395.00
MBFX11JJ	Ford Police Interceptor Utility, 2013-2019, Two Split Red/Blue Lighthouses	395.00
MXFX11**	Ford Police Interceptor Utility, 2013-2019 with Smoked Lens	416.00
MXFX11JJ	Ford Police Interceptor Utility, 2013-2019, Two Split Red/Blue Lighthouses with Smoked Lens	416.00

Mirror-Beam™ ION™ V-Series™ Mirror Mounted Super-LED® Series Lighthouses, Includes 15' Cable, Textured Black Finish, Sold in Pairs, Available in Red, Blue, Amber and/or White.

VMCT15**	Chevy Tahoe and Suburban 1500, 2015-2019	577.00
VXCT15**	Chevy Tahoe and Suburban 1500, 2015-2019 with Smoked Lens	598.00
VMDC11**	Dodge Charger, 2011-2019	577.00
VXDC11**	Dodge Charger, 2011-2019 with Smoked Lens	598.00
VMFF17**	Ford Fusion, 2015-2019	577.00
VXFF17**	Ford Fusion, 2015-2019 with Smoked Lens	598.00
VMFT11**	Ford Police Interceptor Sedan, 2013-2019	577.00
VXFT11**	Ford Police Interceptor Sedan, 2013-2019 with Smoked Lens	598.00
VMFX11**	Ford Police Interceptor Utility, 2013-2019	577.00
VXFX11**	Ford Police Interceptor Utility, 2013-2019 with Smoked Lens	598.00

PAR-36 Super-LED® Floodlights and Spotlights

P36SLC	PAR-36, 12/24 VDC, Replacement	194.00
P36SLCHG	PAR-36, 12/24 VDC, Combination Spotlight/Floodlight. Includes Rubber Swivel Housing with Stainless Steel Bracket and Hardware	218.00
P36HHS	PAR-36, Super-LED® Hand Held Combination Spotlight/Floodlight, 12/24 VDC, Includes Cigar Cord, On/Off Switch and Magnet	410.00

PAR-36 Round Super-LED® Work Light, Cast Aluminum and Includes Pedestal/Swivel Mount, Standard.

3PC0C0CD	White, Intensity Level 3, Deutsch® Connector	359.00
----------	--	--------

PAR-36 Round Super-LED® Work Light with Pedestal/Swivel Mount, Built-in On/Off Switch and Removable "T" Handle.

PFBP12	12 Super-LED® Floodlight, Black Housing	442.00
PFBP12C	12 Super-LED® Floodlight, Black Housing with Chrome Rear Cover	453.00
PFBP6	6 Super-LED® Floodlight, Black Housing	376.00
PFBP6C	6 Super-LED® Floodlight, Black Housing with Chrome Rear Cover	386.00
PSBP12	12 Super-LED® Spotlight, Black Housing	442.00
PSBP12C	12 Super-LED® Spotlight, Black Housing with Chrome Rear Cover	453.00
PSBP6	6 Super-LED® Spotlight, Black Housing	376.00
PSBP6C	6 Super-LED® Spotlight, Black Housing with Chrome Rear Cover	386.00

All models are 12 Volt D.C. only unless otherwise noted above. For other voltages contact factory.


* Replace symbol in model number with letter indicating lens color or LED color desired: A = Amber; B = Blue; C = Clear/White; R = Red; G = Green

Replace symbol in model number with letter indicating SPLIT lens or LED color desired: D = Red/Clear or White; E = Blue/Clear or White; F = Amber/Clear or White; H = Green/Clear or White, J = Red/Blue; K = Red/Amber; L = Red/Green; M = Blue/Amber † (to be discontinued, check availability) †† NCNR (special order, check availability, non-cancelable, non-returnable) ! Indicate length desired: 5 foot, 6 foot, 7 foot or 8 foot \$ Indicates Lower Price



Flashers & Lighthouses



↓  - NCNR (special order, non-cancelable, non-returnable, check availability). See "Made-To-Order" Statement on Table of Contents Page of this Price List.

MODEL DESCRIPTION LIST

PAR-36 Round Super-LED® Work Light with Stud/Swivel Mount.

PFBS12	12 Super-LED® Floodlight, Black Housing	298.00
PFBS12C	12 Super-LED® Floodlight, Black Housing with Chrome Rear Cover	309.00
PFBS6	6 Super-LED® Floodlight, Black Housing	234.00
PFBS6C	6 Super-LED® Floodlight, Black Housing with Chrome Rear Cover	244.00
PSBS12	12 Super-LED® Spotlight, Black Housing	298.00
PSBS12C	12 Super-LED® Spotlight, Black Housing with Chrome Rear Cover	309.00
PSBS6	6 Super-LED® Spotlight, Black Housing	234.00
PSBS6C	6 Super-LED® Spotlight, Black Housing with Chrome Rear Cover	244.00
PFBS6S	6 Super-LED® Floodlight, Black Housing with Switch	234.00
PFBS12S	12 Super-LED® Floodlight, Black Housing with Switch	298.00
PSBS6S	6 Super-LED® Spotlight, Black Housing with Switch	234.00
PSBS12S	12 Super-LED® Spotlight, Black Housing with Switch	298.00

PAR-46 Super-LED® Steady-Burn Floodlights, Spotlights and Combination Spotlight and Warning Light

P46SLC	PAR-46, 12 VDC, Replacement, 2° Spotlight	260.00
P46SLCX	PAR-46, 12 VDC, Replacement, 2° Spotlight, with Smoked Lens	270.00
P46FL*	PAR-46, 12 VDC, Replacement, 8° Spotlight, Red, Blue, Amber or White (Steady-Burn)	260.00
P46FLCX	PAR-46, 12 VDC, Replacement, 8° Spotlight, with Smoked Lens	270.00
P46WL*	PAR-46, 12 VDC, Replacement, 20° High x 60° Wide Floodlight Pattern, Red, Blue, Amber or White (Steady-Burn)	260.00
P46WLCX	PAR-46, 12 VDC, Replacement, 20° High x 60° Wide Floodlight Pattern, with Smoked Lens	270.00
P46SLCHG	PAR-46, Spotlight 12 VDC, Includes Rubber Swivel Housing with Stainless Steel Bracket and Hardware	288.00
P46HHS	PAR-46, Super-LED® Hand Held Spotlight, 12 VDC, Includes Cigar Cord, On/Off Switch and Magnet	486.00
P46S2*	PAR-46, 12 VDC, Replacement, 8° Spotlight with Red or Blue Warning. For Unity® Spotlight Mounting Only. One Wire Control for Spot and Warning	343.00
P46S2X	PAR-46 12 VDC, Replacement, California Steady Red and 8° Spotlight, for Unity® Spotlight Mounting Only. One Wire Control of Steady Red and Spotlight Override	343.00
P46S2X2	PAR-46 12 VDC, Replacement, 8° Spot Light with California Steady Red, for Unity® Spotlight Mounting Only. One Wire Control of Spotlight and Steady Red Override	343.00
P46S2*3	PAR-46, 12 VDC, Replacement, 8° Spotlight with Red or Blue Warning. For Unity® Spotlight Mounting. One Wire Color Control for Spot, Warning and Alternate Flash of Spot/Warning	343.00
P46S3*H	PAR-46, 12 VDC, 8° Spotlight with Red or Blue Warning. Includes Rubber Swivel Housing with Stainless Steel Bracket and Hardware. Independent Control of Spotlight and Warning Light with Spot Light Override	371.00

Perimeter Enhancement Light, Super-LED®, Steady White.

PELCC	Chrome Flange, White	210.00
PELCB	Black Flange, White	210.00

Pioneer Micro™ Series, Super-LED® Work/Scene Light, Includes Mounting Bracket and 3 Additional Interchangeable Optic Lenses.

MPBW	Bail/Stud Mount, White Housing	421.00
MPBB	Bail/Stud Mount, Black Housing	421.00
MPPW	Low Profile Pedestal/Swivel Mount, White Housing	599.00
MPPWCS	Low Profile Pedestal/Swivel Mount, White Housing with Chrome Cover and On/Off Switch	619.00
MPPB	Low Profile Pedestal/Swivel Mount, Black Housing	599.00
MPPBBS	Low Profile Pedestal/Swivel Mount, Black Housing with Black Cover and On/Off Switch	599.00
MPPBCS	Low Profile Pedestal/Swivel Mount, Black Housing with Chrome Cover and On/Off Switch	619.00
MPRW	Straight Recessed Mount, White	516.00
MPRB	Straight Recessed Mount, Black	516.00
MPR15W	15 Degree Recessed Mount, White	516.00
MPR15B	15 Degree Recessed Mount, Black	516.00
NPBKT2	2015-2019 Ford F-150 Pillar/Hood Mount Bracket for Micro Pioneer™ Bail/Stud Mount or Nano™ Pioneer Bail Mount	111.00

Pioneer Nano™ NP Series, Includes Bail Mount, Two Interchangeable Lenses (8° and 40° X 20°) and a 6' Harness.

NP3BW	3-LED, with Bail Mount, White	208.00
NP3BB	3-LED, with Bail Mount, Black	208.00
NP6BW	6-LED, with Bail Mount, White	260.00
NP6BB	6-LED, with Bail Mount, Black	260.00
NPBKT2	2015-2019 Ford F-150 Pillar/Hood Mount Bracket for Micro Pioneer™ Bail/Stud Mount or Nano™ Pioneer Bail Mount	111.00
NPBKT3	NEW Mounting Brackets (Pair) and Hardware for Two Pioneer Nano™ 3-LED Series Lightheads Under a Lightbar, Black (Requires Minimum Clearance of 3" from Base of Lightbar to Top of Flat Roof Surface), Lightheads Purchased Separately	129.00
NPBKT4	NEW Mounting Brackets (Pair) and Hardware for Two Pioneer Nano™ 6-LED Series Lightheads Under a Lightbar, Black (Requires Minimum Clearance of 3 1/2" from Base of Lightbar to Top of Flat Roof Surface), Lightheads Purchased Separately	129.00



Pioneer™ Series and Pioneer Plus™ Series, White Housing, 12 VDC unless noted, Super-LED® Flood/Spot Lights. Requires Optional Mounting Kit Purchased Separately, Unless Specified. For Black Housing, Add a "B" to the End of the Model Number, Contact Factory for Availability.

PFH1	Single Pioneer Plus™ Floodlight	858.00
PCH1	Single Panel Pioneer Plus™ Combination Flood/Spot with Proclera® Silicone Optics	858.00
PFH2	Dual Panel Pioneer Plus™ Floodlight	1497.00
PCH2	Dual Panel Pioneer Plus™ Combination Flood/Spot with Proclera® Silicone Optics	1497.00
PFP1AC	Single Panel Pioneer Plus™ Floodlight, 115 VAC, UL® Listed	1030.00
PSP1AC	Single Panel Pioneer Plus™, Spot Light, 8°, 115 VAC, UL® Listed	1030.00
PSP1ALP	PSP1AC with Low Profile Pedestal/Swivel Mount, 115 VAC, UL® Listed	1186.00
PFP2AC	Dual Panel Pioneer Plus™ Floodlight, 115 VAC, UL® Listed	1787.00
PCP2AFS	Dual Panel Pioneer Plus™ Combination Flood (Left)/Spotlight (Right), 115 VAC, UL® Listed	1787.00
PCP2ASF	Dual Panel Pioneer Plus™ Combination Spot (Left)/Floodlight (Right), 115 VAC, UL® Listed	1787.00
PCP3	Pioneer Plus™ Max Combination Flood and 8° Spotlight	1920.00
PCP3A	Pioneer Plus™ Max Combination Flood and 8° Spotlight, 115 VAC, UL® Listed	1920.00

Options for Pioneer™ & Pioneer Plus™ Series, For Black Housing, Add a "B" to the End of the Model Number, Contact Factory for Availability.

PBA106U	Universal Bail Mount Bracket (Vertical or Horizontal), White, For Single Pioneer™ (PFA1/PFP1)	103.00
PBH106U	Universal Bail Mount Bracket (Vertical or Horizontal), White, For Single Pioneer™ PFH1/PCH1	103.00
PBA206U	Universal Bail Mount Bracket (Vertical or Horizontal), White, For Dual Pioneer™ (PFA2/PFP2)	117.00
PBH206U	Universal Bail Mount Bracket (Vertical or Horizontal), White, For Dual Pioneer™ (PFH2/PCH2)	117.00
PH1LPED	Low Profile Pedestal/Swivel Mount for PFH1 or PCH1, White. (Replaces PFH1LP when used with PFH1). Only Available when Purchased with a PFH1 or PCH1 Pioneer™	161.00
PBA103	Semi-Recess Housing with Chrome Flange, Mounts Single Pioneer™ (PFA1/PFP1) Straight or at a 15° Angle	319.00
PBH103	Semi-Recess Housing with Chrome Flange, Mounts Single Pioneer™ (PFH1/PCH1) Straight or at a 15° Angle	319.00
PBA203	Semi-Recess Housing with Chrome Flange, Mounts Dual Pioneer™ (PFA2/PFP2) Straight or at a 15° Angle	346.00
PBH203	Semi-Recess Housing with Chrome Flange, Mounts Dual Pioneer™ (PFH2/PCH2) Straight or at a 15° Angle	346.00
PBAINTC	Brow Mount Brackets, Center Mount for International 4300, 4400, 7400 and Terrastar Chassis (Dual Pioneer™ Only)	165.00
PBHINTC	Brow Mount Brackets, Center Mount for International 4300, 4400, 7400 and Terrastar Chassis (PFH2/PCH2 Only)	165.00
PFLASH	Flasher with Steady-Burn Override, Multiple Flash Patterns	111.00

Pioneer™ and Pioneer Plus™ Series, Includes Handle and Pole/Pedestal Mount Adapter, (Pole or Pedestal Purchased Separately), White Housing, 12 VDC unless noted, Super-LED® Flood/Spot Lights. For Black Housing, Add a "B" to the End of the Model Number, Contact Factory for Availability.

PFH1P	Single Panel Pioneer Plus™ with Pole/Pedestal Mount Adapter	1100.00
PFH1P1	Single Panel Pioneer Plus™ with Pole/Pedestal Mount Adapter and On/Off Switch	1126.00
PFH2P	Dual Panel Pioneer Plus™ with Pole/Pedestal Mount Adapter	1741.00
PFH2P1	Dual Panel Pioneer Plus™ with Pole/Pedestal Mount Adapter and On/Off Switch	1766.00
PSP1AP	Single Panel Pioneer Plus™, 8° Spotlight, 115 VAC, UL® Listed with Pole/Pedestal Mount Adapter	1186.00
PSP1AP1	Single Panel Pioneer Plus™, 8° Spotlight, 115 VAC, UL® Listed with Pole/Pedestal Mount Adapter and On/Off Switch	1213.00
PCH1P	Single Panel Pioneer™ with Pole/Pedestal Mount Adapter, Combination Flood/Spot with Proclera® Silicone Optics	1100.00
PCH1P1	Single Panel Pioneer™ with Pole/Pedestal Mount Adapter and On/Off Switch, Combination Flood/Spot with Proclera® Silicone Optics	1126.00
PCH2P	Dual Panel Pioneer™ with Pole/Pedestal Mount Adapter, Combination Flood/Spot with Proclera® Silicone Optics	1741.00
PCH2P1	Dual Panel Pioneer™ with Pole/Pedestal Mount Adapter and On/Off Switch, Combination Flood/Spot with Proclera® Silicone Optics	1766.00
PFP1AP	Single Panel Pioneer Plus™, 115 VAC, with Pole/Pedestal Mount Adapter	1273.00
PFP1AP1	Single Panel Pioneer Plus™, 115 VAC, with Pole/Pedestal Mount Adapter and On/Off Switch	1299.00
PFP2AP	Dual Panel Pioneer Plus™, 115 VAC, with Pole/Pedestal Mount Adapter	2029.00
PFP2AP1	Dual Panel Pioneer Plus™, 115 VAC, with Pole/Pedestal Mount Adapter and On/Off Switch	2056.00
PBAPEDD	Pedestal Mount Kit for Pioneer™ with Pole/Pedestal Mount Adapter	320.00
PBAPEDDL	Locking Pedestal Mount Kit for Pioneer™ with Pole/Pedestal Mount Adapter	377.00
PBAPEDA	Pedestal Mount Kit for 115 VAC Pioneer™ with Pole/Pedestal Mount Adapter	320.00
PBAPEDAL	Locking Pedestal Mount Kit for 115 VAC Pioneer™ with Pole/Pedestal Mount Adapter	377.00
PCP2AP	Dual Panel Pioneer Plus™ Combination Flood/8° Spotlight, 115 VAC, UL® Listed with Pole/Pedestal Mount Adapter	2056.00
PCP2AP1	Dual Panel Pioneer Plus™ Combination Flood/8° Spotlight, 115 VAC, UL® Listed with Pole/Pedestal Mount Adapter and On/Off Switch	2056.00
PCP3P	Pioneer Plus Max™ Combination Flood and 8° Spotlight with Pole/Pedestal Mount Adapter	2076.00
PCP3P1	Pioneer Plus Max™ Combination Flood and 8° Spotlight with Pole/Pedestal Mount Adapter and On/Off Switch	2103.00




Flashers & Lighthead



All models are 12 Volt D.C. only unless otherwise noted above. For other voltages contact factory.

* Replace symbol in model number with letter indicating lens color or LED color desired: A = Amber; B = Blue; C = Clear/White; R = Red; G = Green

Replace symbol in model number with letter indicating SPLIT lens or LED color desired: D = Red/Clear or White; E = Blue/Clear or White; F = Amber/Clear or White; H = Green/Clear or White; J = Red/Blue; K = Red/Amber; L = Red/Green; M = Blue/Amber † (to be discontinued, check availability) ‡ NCNR (special order, check availability, non-cancelable, non-returnable) ! Indicate length desired: 5 foot, 6 foot, 7 foot or 8 foot \$ Indicates Lower Price

↓  - NCNR (special order, non-cancelable, non-returnable, check availability). See "Made-To-Order" Statement on Table of Contents Page of this Price List.

MODEL DESCRIPTION LIST

PCP3AP	Pioneer Plus Max™ Combination Flood and 8° Spotlight, 115 VAC, UL® Listed with Pole/Pedestal Mount Adapter	2076.00
PCP3AP1	Pioneer Plus Max™ Combination Flood and 8° Spotlight, 115 VAC, UL® Listed with Pole/Pedestal Mount Adapter and On/Off Switch	2103.00

Pioneer Quad™, 4 Panel, 115 VAC Floodlight and Combination Flood/Spotlight

PFP4AWB	Pioneer Quad™, Flood, 115 VAC, UL® Listed with Bail Mount Bracket	2821.00
PFP4AWP	Pioneer Quad™, Flood, 115 VAC, UL® Listed with Pole/Pedestal Mount Adapter	3278.00
PFP4AWP1	Pioneer Quad™, Flood, 115 VAC, UL® Listed with Pole/Pedestal Mount Adapter and 1 Switch	3304.00

Pioneer™ Series & Pioneer Plus™ Series, Lightbar Mount, Super-LED® Flood/Spot Lights, Includes Permanent Mounting Feet, White Flood/Spot Mounting Bracket and Flasher with Scan-Lock™ Flash Patterns, Including Steady Burn. Factory Installed on Freedom IV Lightbars Only. Lightbar Purchased Separately and May Prevent the Use of Other Options. Freight Surcharge May Apply. For Black Housing, Add a "B" to the End of the Model Number, Contact Factory for Availability.

PFH1F41	1 Single PFH1 Pioneer™ Center Mounted for 55" and Up, Floodlight	1641.00
PFH1F42	2 Single PFH1 Pioneer™s with Mounting Brackets for 72" and Up, Floodlight	2719.00
PFH2F41	1 Dual PFH2 Pioneer™ Center Mounted for 55" and Up, Floodlight	2333.00
PCH2F41	1 Dual PCH2 Pioneer™ Center Mounted for 55" and Up, Combination Flood/Spot with Proclera® Silicone Optics	2333.00
PFH2F42	2 Dual PFH2 Pioneer™s with Mounting Brackets for 72" and Up, Floodlight	4209.00
PCH2F42	2 Dual PCH2 Pioneer™s with Mounting Brackets for 72" and Up, Combination Flood/Spot with Proclera® Silicone Optics	4209.00
PCH1F41	1 Single PCH1 Pioneer™ Center Mount for 55" and Up, Combination Flood/Spot with Proclera® Silicone Optics	1641.00
PCH1F42	2 Single PCH1 Pioneer™s with Mounting Brackets for 72" and Up, Combination Flood/Spot with Proclera® Silicone Optics	2719.00

Pole Assemblies, For Pole Assemblies, See Separate Pole Assemblies Price List. Freight Surcharge May Apply.

0	For Pole Assemblies, See Separate Pole Assemblies Price List	
---	--	--

Pioneer Plus™ Surface Mount Single and Dual Flood/Spot Combination

PCPSM1C	Single Panel, Combination Flood/Spot, Chrome Flange	832.00
PCPSM1B	Single Panel, Combination Flood/Spot, Black Flange	832.00
PCPSM1AC	Single Panel, Combination Flood/Spot, 115 VAC, UL® Listed, Chrome Flange	977.00
PCPSM1AB	Single Panel, Combination Flood/Spot, 115 VAC, UL® Listed, Black Flange	977.00
PCPSM2C	Dual Panel, Combination Flood/Spot, Chrome Flange	1612.00
PCPSM2B	Dual Panel, Combination Flood/Spot, Black Flange	1612.00
PCPSM2AC	Dual Panel, Combination Flood/Spot, 115 VAC, UL® Listed, Chrome Flange	1902.00
PCPSM2AB	Dual Panel, Combination Flood/Spot, 115 VAC, UL® Listed, Black Flange	1902.00

Pioneer SlimLine™ Series, 12 VDC, Super-LED®. Standard Spotlight includes Interchangeable Flood/Flood Lens and the PSL2 also Includes a Combination Flood/Spot Light Lens.

PSL1B	Single Panel, Bail/Stud Mount, White Housing	421.00
PSL1BB	Single Panel, Bail/Stud Mount, Black Housing	421.00
PSL1P	Single Panel, Low Profile Pedestal/Swivel Mount, White Housing	572.00
PSL1PB	Single Panel, Low Profile Pedestal/Swivel Mount, Black Housing	572.00
PSL1R	Single Panel, Semi-Recessed, Chrome Flange Mount, White Housing	485.00
PSL1RB	Single Panel, Semi-Recessed, Chrome Flange Mount, Black Housing	485.00
PSL1R5	Single Panel, Semi-Recessed 15° Angle Chrome Flange Mount, White Housing	485.00
PSL1R5B	Single Panel, Semi-Recessed 15° Angle Chrome Flange Mount, Black Housing	485.00
PSL2B	Dual Panel, Bail/Stud Mount, White Housing	858.00
PSL2BB	Dual Panel, Bail/Stud Mount, Black Housing	858.00
PSL2P	Dual Panel, Low Profile Pedestal/Swivel Mount, White Housing	1015.00
PSL2PB	Dual Panel, Low Profile Pedestal/Swivel Mount, Black Housing	1015.00
PSL2R	Dual Panel, Semi-Recessed, Chrome Flange Mount, White Housing	858.00
PSL2RB	Dual Panel, Semi-Recessed, Chrome Flange Mount, Black Housing	858.00
PSL2R5	Dual Panel, Semi-Recessed 15° Angle Chrome Flange Mount, White Housing	858.00
PSL2R5B	Dual Panel, Semi-Recessed 15° Angle Chrome Flange Mount, Black Housing	858.00

Pioneer SlimLine™ Brow Mount Series, 12 VDC, Super-LED®. Standard Spotlight includes Interchangeable Flood/Flood and Combination Flood/Spot Lenses.

PSL2	Dual Panel, White Housing, Mounting Purchased Separately	858.00
PSL2BLK	Dual Panel, Black Housing, Mounting Purchased Separately	858.00

Pioneer Summit™ Series Light Array, 30" Cable, Black Housing (Replace the Last "B" in the Model Number with "W" for a White Housing), 12/24 VDC, Super-LED®

S86MB	86" Separate Control of Scene, Flood, and Spot Lights with Built-in Amber Marker Lights	4525.00
S86MAB	86" Separate Control of Scene, Flood, and Four Amber Warning Lights (Requires Remote Flasher Purchased Separately) with Built-in Amber Marker Lights	4525.00
S86MBB	86" Separate Control of Scene, Flood, and Four Blue Warning Lights (Requires Remote Flasher Purchased Separately) with Built-in Amber Marker Lights	4525.00
S86MJB	86" Separate Control of Scene, Flood, and Two Red and Two Blue Warning Lights (Requires Remote Flasher Purchased Separately) with Built-in Amber Marker Lights	4525.00



S86MRB	86" Separate Control of Scene, Flood, and Four Red Warning Lights (Requires Remote Flasher Purchased Separately) with Built-in Amber Marker Lights	4525.00
S72MB	72" Separate Control of Scene, Flood, and Spot Lights with Built-in Amber Marker Lights	3829.00
S72MAB	72" Separate Control of Scene, Flood, and Four Amber Warning Lights (Requires Remote Flasher Purchased Separately) with Built-in Amber Marker Lights	3829.00
S72MBB	72" Separate Control of Scene, Flood, and Four Blue Warning Lights (Requires Remote Flasher Purchased Separately) with Built-in Amber Marker Lights	3829.00
S72MJB	72" Separate Control of Scene, Flood, and Two Red and Two Blue Warning Lights (Requires Remote Flasher Purchased Separately) with Built-in Amber Marker Lights	3829.00
S72MRB	72" Separate Control of Scene, Flood, and Four Red Warning Lights (Requires Remote Flasher Purchased Separately) with Built-in Amber Marker Lights	3829.00
S58MB	58" Separate Control of Scene, Flood, and Spot Lights with Built-in Amber Marker Lights	2485.00
S58MAB	58" Separate Control of Scene, Flood, and Four Amber Warning Lights (Requires Remote Flasher Purchased Separately) with Built-in Amber Marker Lights	2485.00
S58MBB	58" Separate Control of Scene, Flood, and Four Blue Warning Lights (Requires Remote Flasher Purchased Separately) with Built-in Amber Marker Lights	2485.00
S58MJB	58" Separate Control of Scene, Flood, and Two Red and Two Blue Warning Lights (Requires Remote Flasher Purchased Separately) with Built-in Amber Marker Lights	2485.00
S58MRB	58" Separate Control of Scene, Flood, and Four Red Warning Lights (Requires Remote Flasher Purchased Separately) with Built-in Amber Marker Lights	2485.00
S44MB	44" Separate Control of Scene, Flood, and Spot Lights with Built-in Amber Marker Lights	1944.00
S44MAB	44" Separate Control of Scene, Flood, and Two Amber Warning Lights (Requires Remote Flasher Purchased Separately) with Built-in Amber Marker Lights	1944.00
S44MBB	44" Separate Control of Scene, Flood, and Two Blue Warning Lights (Requires Remote Flasher Purchased Separately) with Built-in Amber Marker Lights	1944.00
S44MJB	44" Separate Control of Scene, Flood, and One Red and One Blue Warning Lights (Requires Remote Flasher Purchased Separately) with Built-in Amber Marker Lights	1944.00
S44MRB	44" Separate Control of Scene, Flood, and Two Red Warning Lights (Requires Remote Flasher Purchased Separately) with Built-in Amber Marker Lights	1944.00
S30MB	30" Separate Control of Scene, Flood, and Spot Lights with Built-in Amber Marker Lights	1346.00
S30MAB	30" Separate Control of Scene, Flood, and Two Amber Warning Lights (Requires Remote Flasher Purchased Separately) with Built-in Amber Marker Lights	1346.00
S30MBB	30" Separate Control of Scene, Flood, and Two Blue Warning Lights (Requires Remote Flasher Purchased Separately) with Built-in Amber Marker Lights	1346.00
S30MJB	30" Separate Control of Scene, Flood, and One Red and One Blue Warning Lights (Requires Remote Flasher Purchased Separately) with Built-in Amber Marker Lights	1346.00
S30MRB	30" Separate Control of Scene, Flood, and Two Red Warning Lights (Requires Remote Flasher Purchased Separately) with Built-in Amber Marker Lights	1346.00
S161MB	16" Wide Flood Light with Built-in Amber Marker Light	825.00
S162MB	16" Spot Light with Built-in Amber Marker Light	825.00
S091MB	9" Wide Flood Light with Built-in Amber Marker Light	429.00
S092MB	9" Spot Light with Built-in Amber Marker Light	429.00

Options for Pioneer Summit™ Series (Replace the Last "B" in the Model Number with "W" for a White Bracket)

SUBKT1B	Universal "L" Mounting Brackets for 9" to 44" Models, Black, No Charge when Purchased with the Pioneer Summit™	
SUBKT2B	Universal "L" Mounting Brackets for 58" to 86" Models, Black, No Charge when Purchased with the Pioneer Summit™	
SUCBL15	15' Cable, Two Cables Required for 30" and Longer Models, Each	92.00

Pioneer LiFe™ Battery Operated Portable Area Light Series, Includes Intelligent Inductive Charger™ and Floodlight Lens (Interchangeable Spotlight Lens Supplied)

LF35	12 VDC, Rechargeable LiFePO Battery, 3500 Usable Lumens	1189.00
LF35A	115 - 240 VAC, Rechargeable LiFePO Battery, with Standard NEMA Plug for U.S., 3500 Usable Lumens	1279.00
LF35E	240 VAC, Rechargeable LiFePO Battery, with CEE7 Plug for Europe, 3500 Usable Lumens	1279.00
LF35BASE	Optional Non-Charging Base Only	99.00
LF35CB12	Optional 12 VDC, Charging Base Only	333.00
LF35CBAC	Optional 115 - 240 VAC, Charging Base Only, with Standard NEMA Plug for U.S.	423.00
LF35CBAE	Optional 240 VAC, Charging Base Only, with CEE7 Plug for Europe	423.00
LF28	12 VDC, Rechargeable LiFePO Battery, 2800 Usable Lumens	1099.00
LA28	12 VDC, Rechargeable Lead Acid Battery, 2800 Usable Lumens	899.00
LF28A	115 - 240 VAC, Rechargeable LiFePO Battery, with Standard NEMA Plug for U.S., 2800 Usable Lumens	1189.00
LA28A	115 - 240 VAC, Rechargeable Lead Acid Battery, with Standard NEMA Plug for U.S., 2800 Usable Lumens	989.00
LF35TPM	Optional Pole Mount Adapter with LF35BASE, fits 1-1/8" Pole	119.00

SideKick™ Super-LED® Fender Lights, Black Housing, Includes Driver and Passenger Side Housing with ION™ Lightheads. Available in Red, Blue, Amber and/or White.

SK01**	Ford Police Interceptor Sedan, 2013-2019	504.00
SK01JJ	Ford Police Interceptor Sedan, 2013-2019, Two Split Red/Blue Lightheads	504.00
SK01V3**	Ford Police Interceptor Sedan, 2013-2019, V-Series Lighthead with 180° Warning, Take Down and Puddle Light Combination, Red, Blue, Amber or White Warning	682.00

All models are 12 Volt D.C. only unless otherwise noted above. For other voltages contact factory.

* Replace symbol in model number with letter indicating lens color or LED color desired: A = Amber; B = Blue; C = Clear/White; R = Red; G = Green

Replace symbol in model number with letter indicating SPLIT lens or LED color desired: D = Red/Clear or White; E = Blue/Clear or White; F = Amber/Clear or White; H = Green/Clear or White; J = Red/Blue; K = Red/Amber; L = Red/Green; M = Blue/Amber † (to be discontinued, check availability) ‡ NCNR (special order, check availability, non-cancelable, non-returnable) ! Indicate length desired: 5 foot, 6 foot, 7 foot or 8 foot \$ Indicates Lower Price



↓ †† - NCNR (special order, non-cancelable, non-returnable, check availability). See "Made-To-Order" Statement on Table of Contents Page of this Price List.

MODEL DESCRIPTION LIST

SK01W**	Ford Police Interceptor Sedan, 2013-2019, Wide Angle	504.00
SK01WJJ	Ford Police Interceptor Sedan, 2013-2019, Two Split Red/Blue Lightheads, Wide Angle	504.00
XK01**	Ford Police Interceptor Sedan, 2013-2019 with Smoked Lens	525.00
XK01JJ	Ford Police Interceptor Sedan, 2013-2019, Two Split Red/Blue Lightheads with Smoked Lens	525.00
XK01V3**	Ford Police Interceptor Sedan, 2013-2019, V-Series Lighthead with 180° Warning, Take Down and Puddle Light Combination, Red, Blue, Amber or White Warning with Smoked Lens	702.00
XK01W**	Ford Police Interceptor Sedan, 2013-2019, Wide Angle with Smoked Lens	525.00
XK01WJJ	Ford Police Interceptor Sedan, 2013-2019, Two Split Red/Blue Lightheads, Wide Angle with Smoked Lens	525.00

Strip-Lite™ Super-LED® 5mm LED Series, Surface Mount, Color LEDs with Color Outer Lens. (To be retired June 29, 2019. Consider the Strip-Lite™ Plus and Strip-Lite™ PLUS XL Surface Mount Super-LED® Series.)

PS*00F*R	5mm, Red or Amber, 14 Flash Patterns including Steady-Burn	139.00
PSB00FBR	5mm, Blue, 14 Flash Patterns including Steady-Burn	246.00
PSC00FCR	5mm, White, 14 Flash Patterns including Steady-Burn	375.00
PSR00XRR	5mm, Brake/Tail, with 2 Flash Patterns	153.00
PSRASXCR	5mm, Brake/Tail with Amber Turn Signal	153.00
PSTANK	5mm, Water Tank Status Light, Steady-Burn Green, Blue, Amber & Red LEDs. Requires Customer-Supplied Sensors	249.00
PSC0ADCR	Super-LED® Compartment Light, Intensity Level 2, Frosted Lens	96.00
PSC0CDCR	Super-LED® Compartment Light, Intensity Level 3, Frosted Lens	145.00
PSBKT451	45° Mounting Bracket for 1 Strip-Lite™ Compartment Light	25.00
PSBKT1	Guard for use with or without Single Angle Bracket	36.00

Strip-Lite™ Plus Surface Mount Super-LED® Series, Includes Black Flange. (Supersedes Original Strip-Lite™ Series)

PS*01FCR	NEW SOLO™, Red, Blue, Amber or White, 25 Flash Patterns including Steady-Burn, Clear Lens	132.00
PS#02FCR	NEW DUO™, Amber/Blue, Amber/White, Blue/White, Red/Blue, Red/Amber or Red/White, 69 Flash Patterns including Steady-Burn, Clear Lens	172.00
PSSEQACR	NEW Sequencing Light, Amber, 6 Sequencing Patterns, 11 Flashing Patterns, Clear Lens	189.00
PSCOMPL	NEW Compartment Light, Low Intensity	91.00
PSCOMPH	NEW Compartment Light, High Intensity	138.00
PSFC	NEW Optional, Chrome Flange	16.50
PSBKT45	NEW 45° Mounting Bracket for 1 Strip-Lite Plus™ Lighthead	23.50
PSBKT2	NEW Guard for 1 Strip-Lite Plus™ Lighthead	34.00

Strip-Lite™ Plus XL Surface Mount Super-LED® Series, Includes Black Flange. (Supersedes Original Tank Light)

PSTANK2	NEW Fluid Level Indicator Light, Steady-Burn, Green, Blue, Amber & Red LEDs. Requires Customer-Supplied Sensors	237.00
PSXLFC	NEW Optional, Chrome Flange	16.50

TIR3™ & LIN3™ Series Super-LED® Lightheads, Surface Mount, Color Super-LED® with Clear Outer Lens, 3.5" W x 1.1" H x 1.2" D. Includes Black Flange. Scan-Lock™ Flash Patterns including Steady-Burn and Synchronize Feature.

RS*02ZCR	LIN3™, Horizontal Mounting, Red, Blue, Amber or White	92.00
RS*03ZCR	TIR3™, Horizontal Mounting, Red, Blue, Amber or White	92.00
RV*03ZCR	TIR3™, Vertical Mounting, Red, Blue, Amber or White	92.00

LINZ6™ & LINV2™ V-Series™ Linear Super-LED® Lightheads, Surface Mount, Color Super-LED® with Clear Outer Lens, 4" W x 2" H x 1-9/16" D, Includes Black Flange. Scan-Lock™ Flash Patterns including Steady-Burn and Synchronize Feature.

LINV2*	V-Series™, Combination 180° Warning and Puddle Light with Scan-Lock™ Warning Flash Patterns, Red, Blue, Amber or White Warning	235.00
LINSV2*	V-Series™, Combination 180° Warning and Puddle Light with Scan-Lock™ Flash Patterns for Under Surface Mounting, Red, Blue or Amber	245.00
LINV2*X	V-Series™, Combination 180° Warning and Puddle Light with Scan-Lock™ Warning Flash Patterns, Red, Blue, Amber or White Warning with Smoked Lens	245.00
LINSV2*X	V-Series™, Combination 180° Warning and Puddle Light with Scan-Lock™ Flash Patterns for Under Surface Mounting, Red, Blue or Amber Warning with Smoked Lens	255.00
LINZ6*	† Horizontal Mount, Red, Blue, Amber or White	169.00
LINZ6#	† Split Color, Clear Lens, Red/Amber, Amber/White, Red/Blue or Red/White Only, Horizontal Mount	176.00
LINZ61	† Horizontal Mount, Amber/Amber Split	177.00
LINZ62	† Horizontal Mount, Blue/Blue Split	177.00
LINZ65	† Horizontal Mount, Red/Red Split	177.00

Options for TIR3™, LIN3™, LINZ6™ & LINV2™ V-Series™ Linear Series Super-LED®

RFLANGCD	Optional, Deep, Chrome-Plated Mounting Flange Kit (Not for Use with LINV2™ Series)	18.00
RFLANGEC	Optional Chrome-Plated Mounting Flange Kit	18.00
RFLANGEA	Optional Cast Aluminum Mounting Flange Kit (Not for Use with LINV2™ Series)	31.00
RFLANG2B	Optional Black, Dual Surface Mount Flange Kit for Two Lightheads	16.00
RFLANG2C	Optional Chrome-Plated, Dual Surface Mount Flange Kit for 2 Lightheads	21.00
LINZ6FC	Optional Deep Chrome-Plated Mounting Flange Kit (Not for Use with LINV2™ Series)	18.00
RGROMMET	Grommet Mount Kit	8.00
†† L6BKT2	Optional Dodge Charger Trunk Mount Bracket for Two LINZ6™ Lightheads, Pair	24.00
L6BKT3	Optional 46 Degree Push Bumper Bracket, Each	17.00



LSVBKT45	Chevy Tahoe/Suburban, 2015-2019, Under-the-Side View Mirror Mount for two LINSV2™ Series Sold Separately, Pair	26.00
LSVBKT13	Chevy Silverado 1500/2500, 2014-2018, Under-the-Side View Mirror Mount for Two LINSV2™ Series Sold Separately, Pair	26.00
LSVBKT35	Dodge Charger, 2011-2019, Under-the-Side View Mirror Mount for Two LINSV2™ Series Sold Separately, Pair (When Used with Mirror Beam™s, Housing Modification maybe Required)	26.00
LSVBKT44	Dodge Durango, 2013-2019, Under-the-Side View Mirror Mount for Two LINSV2™ Series Sold Separately, Pair	26.00
LSVBKT42	Dodge Ram 1500, 2011-2019 and Dodge Ram 1500 Classic, 2019, Under-the-Side View Mirror Mount for Two LINSV2™ Series Sold Separately, Pair	26.00
LSVBKT47	Ford F-150, 2015-2019, Under-the-Side View Mirror Mount for Two LINSV2™ Series Sold Separately, Pair	26.00
LSVBKT34	Ford Police Interceptor Utility 2013-2019, Under-the-Side View Mirror Mount for Two LINSV2™ Series Sold Separately, Pair (For use with Ford's Factory Side Marker LED Side View Mirror Option)	26.00
LSVBKT38	Ford Police Interceptor Sedan 2013-2019, Under-the-Side View Mirror Mount for Two LINSV2™ Series Sold Separately, Pair	26.00
RBKT1	Optional "L" Mounting Bracket for 1 Lighthead (Consider Using LIN3™ Mounting Flange when used with LINZ6™, Purchased Separately and Not for Use with RV Series)	14.00
RBKT2	Optional "L" Mounting Bracket for 2 Lightheads (Consider Using LIN3™ Mounting Flange when used with LINZ6™, Purchased Separately and Not for Use with RV Series)	24.00
RBKT4	Optional Swivel Mounting Bracket For 1 TIR3™ or LIN3™	39.00
RBKT6	Optional License Plate Bracket for 2 Lightheads, Horizontal Mount (Consider Using LIN3™ Mounting Flange when used with LINZ6™, Purchased Separately)	25.00
RBKT7	Optional License Plate Bracket for 2 Lightheads, Vertical Mount (Consider Using LIN3™ Mounting Flange when used with LINZ6™, Purchased Separately)	25.00
RBKT10	Optional Trunk Mount Bracket for Dodge Charger, Pair	33.00
RBKT14	Optional 2014-2019 Chevy Silverado 1500 / GMC 1500 Above the Rear Taillight Mounting Bracket, Pair (Consider Using LIN3™ Mounting Flange when used with LINZ6™, Purchased Separately)	64.00
RBKT16	Optional Trunk Mount Bracket for 2013-2019 Ford Police Interceptor Sedan, Pair	33.00
RBKT17	Optional 2014-2018 Dodge Ram and Dodge Ram 1500 Classic, 2019, Above the Rear Taillight Mounting Bracket, Pair (Consider LIN3™ Mounting Flange, Purchased Separately)	64.00
RBKT18	Optional 2015-2019 Ford F-150 Above the Rear Taillight Mounting Bracket, Pair	64.00
RBKT19	Optional 2015-2019 Ford F-150 Below the Rear Taillight Mounting Bracket, Pair	64.00
RBKTHD1	Harley-Davidson®, 2008-2018 Road King® Side Cowl Mounting Kit, for use with 1 Lighthead, Stainless Steel, Includes RFLANGEC, Each	21.00
RBKTHD2	Harley-Davidson®, 2008-2018 Road King® Side (Saddle Bag) Crash Bar Mounting Kit, for use with 2 Lightheads, Stainless Steel, Includes RFLANG2C, Each	35.00
†† RBKTHD4L	Harley-Davidson®, 2008-2018 Road King®, Under Radio Box Mounting Kit, for use with 1 Lighthead, Stainless Steel, Includes RFLANGEC, Road Side, Each	21.00
†† RBKTHD4R	Harley-Davidson®, 2008-2018 Road King®, Under Radio Box Mounting Kit, for use with 1 Lighthead, Stainless Steel, Includes RFLANGEC, Curb Side, Each	21.00
†† RBKTHD5	Harley-Davidson®, 2008-2018 Road King®, Under Headlight Mounting Kit, for use with 1 Lighthead, Stainless Steel, Includes RFLANGEC, Each	29.00
†† RBKTHD6	Harley-Davidson®, 2008-2018 Road King®, Passing/Fog Light Mounting Kit, for use with 1 LINZ6™, LINV2™, TIR3™ or LIN3™ Lighthead, Stainless Steel, Each	25.00
RBKTHD7	2014-2018 Harley-Davidson® Electra Glide® Passing/Fog 90° Mount Kit for use with 1 LINZ6™, LINV2™, TIR3™ or LIN3™ Lightheads, Stainless Steel, Each	29.00
RBKTHD8	2014-2018 Harley-Davidson® Electra Glide® Passing/Fog 90° and 45° Mount Kit for use with 2 LINZ6™, LINV2™, TIR3™ or LIN3™ Lightheads, Stainless Steel, Each	46.00

V23™ Series Super-LED® Surface Mount Lighthead, Clear Outer Lens, 4-1/4" Long x 2-11/16" High x 1-1/2" Protrusion, with Flange

V23*TPB	Combination 180° Warning, Take-Down and Puddle Light Combination, Red, Blue, Amber or White Warning, Black Flange	282.00
V23*TPC	Combination 180° Warning, Take-Down and Puddle Light Combination, Red, Blue, Amber or White Warning, Chrome Flange	287.00
V23*TPBX	Combination 180° Warning, Take-Down and Puddle Light Combination, Red, Blue, Amber or White Warning with Smoked Lens, Black Flange	292.00
V23*TPCX	Combination 180° Warning, Take-Down and Puddle Light Combination, Red, Blue, Amber or White Warning with Smoked Lens, Chrome Flange	297.00
V23P20B	20° Angled Surface Mount Housing, Black	21.00
V23P20C	20° Angled Surface Mount Housing, Chrome	28.00
V23PEDB	Pedestal Mount Kit, Black	70.00
V23PEDC	Pedestal Mount Kit, Chrome	76.00

Vertex™ Super-LED® Light, Single Self-Contained Lighthead with 25 Scan-Lock™ Flash Patterns, Including Steady-Burn.

VTX609*	Omni Directional Lighthead, Red, Blue, Amber or White, 9' Cable	119.00
VTX609#	Omni Directional Lighthead, Split Color, Red, Blue, Amber and/or White, 9' Cable	124.00
VTXD609*	Directional Lighthead, Includes Side Emitting Shield, Red, Blue, Amber or White, 9' Cable	119.00
VTXD609#	Directional Lighthead, Includes Side Emitting Shield, Split Color, Red, Blue, Amber and/or White, 9' Cable	124.00
VTX3609*	360° Side Emitter Lighthead, Red, Blue, Amber or White, 9' Cable	119.00



All models are 12 Volt D.C. only unless otherwise noted above. For other voltages contact factory.

* Replace symbol in model number with letter indicating lens color or LED color desired: A = Amber; B = Blue; C = Clear/White; R = Red; G = Green

Replace symbol in model number with letter indicating SPLIT lens or LED color desired: D = Red/Clear or White; E = Blue/Clear or White; F = Amber/Clear or White; H = Green/Clear or White, J = Red/Blue; K = Red/Amber; L = Red/Green; M = Blue/Amber † (to be discontinued, check availability) †† NCNR (special order, check availability, non-cancelable, non-returnable) ! Indicate length desired: 5 foot, 6 foot, 7 foot or 8 foot \$ Indicates Lower Price

↓ †† - NCNR (special order, non-cancelable, non-returnable, check availability). See "Made-To-Order" Statement on Table of Contents Page of this Price List.

MODEL DESCRIPTION LIST

VTX3609#	360° Side Emitter Lighthouse, Split Color, Red, Blue, Amber and/or White, 9' Cable	124.00
VTXFB	Flange Kit, Surface Mount, Black	9.00
XTX609*	Omni Directional Lighthouse, Red, Blue, Amber or White, 9' Cable with Smoked Lens	129.00
VTXFC	Flange Kit, Surface Mount, Chrome	18.00
XTX609#	Omni Directional Lighthouse, Split Color, Red, Blue, Amber and/or White, 9' Cable with Smoked Lens	134.00
XTXD609*	Directional Lighthouse, Includes Side Emitting Shield, Red, Blue, Amber or White, 9' Cable with Smoked Lens	129.00
XTXD609#	Directional Lighthouse, Includes Side Emitting Shield, Split Color, Red, Blue, Amber and/or White, 9' Cable with Smoked Lens	134.00
Vertex™ VHB Series, For Factory Prepped FORD Interceptor Sedans and SUVs with 1" Hole in Headlight and Taillight Assemblies.		
VHB609*	Red, Blue, Amber or White, 9' Cable and VHB Tape	119.00
VHB609#	Split Color, Red, Blue, Amber and/or White, 9' Cable and VHB Tape	124.00

DOT Wing Plow Super-LED® Lighthoods

Wing Plow Super-LED® Lighthoods, Includes TIR3™ Super-LED® Encapsulated in a Cast Housing and 20' Cable.

WLOW1A	Amber, for use when Wing Plow is in Use	218.00
WLOW2A	Amber, for use when Wing Plow is Stowed	218.00
WLOW3AA	Includes 1-WLOW1A and 1-WLOW2A	402.00
Wing Plow LINZ6 Super-LED® Lighthouse, Encapsulated in a Cast Housing with 20' Cable		
WLOWZ1A	Amber, for use when Wing Plow is in Use	285.00
WLOWZ2A	Amber, for use when Wing Plow is Stowed	285.00
WLOWZ3A	Includes WLOWZ1A and WLOWZ2A	540.00



DOT3® Super-LED®

For DOT3® Super-LED® Systems, See Separate DOT3® Price List

For DOT3® Super-LED® Systems, See Separate DOT3® Price List

0	For DOT3® Super-LED® Systems, See Separate DOT3® Price List	
---	---	--

Motorcycle Warning Products

"Only the items listed in the Motorcycle Warning sections are recommended for motorcycle use". The use of any other Whelen Equipment is at the sole discretion and risk of the user.

Motorcycle Warning Products

UFM8	Eight Outlet Halogen/LED Flasher, 60 Watts per outlet, 2x2x2 Switching, 17 Selectable Flash Patterns	201.00
RS*03ZCR	TIR3™ Super-LED® with 25 Scan-Lock™ Flash Patterns and Synchronize Feature, For Horizontal Mounting, Red, Blue, Amber or White	92.00
RV*03ZCR	TIR3™ Super-LED® with 25 Scan-Lock™ Flash Patterns and Synchronize Feature, For Vertical Mounting, Red, Blue, Amber or White	92.00
RS*02ZCR	LIN3™ with 25 Scan-Lock™ Flash Patterns and Synchronize Feature, For Horizontal Mounting, Red, Blue, Amber or White	92.00
RFLANGCD	Deep, Chrome-Plated Mounting Flange for TIR3™ and/or LIN3™ Lighthoods	18.00
RFLANG2B	Black, Dual Surface Mount Flange Kit for Two TIR3™ and/or LIN3™ Lighthoods	16.00
RFLANG2C	Chrome-Plated, Dual Surface Mount Flange Kit for Two TIR3™ and/or LIN3™ Lighthoods	21.00
RBKTHD1	Harley-Davidson®, 2008-2018 Road King®, Side Cowl Mounting Kit, for use with 1 Lighthouse, Stainless Steel, Includes RFLANG2C, Each	21.00
RBKTHD2	Harley-Davidson®, 2008-2018 Road King®, Side (Saddle Bag) Crash Bar Mounting Kit, for use with Two LINZ6™, RS TIR3™s and/or LIN3™s, Stainless Steel, Includes RFLANG2C, Each	35.00
†† RBKTHD4L	Harley-Davidson®, 2008-2018 Road King®, Under Radio Box Mounting Kit (When Used with Whelen® Boxes Only), for use with One LINZ6™, RS TIR3™ or LIN3™, Stainless Steel, Includes RFLANG2C, Road Side, Each	21.00
†† RBKTHD4R	Harley-Davidson®, 2008-2018 Road King®, Under Radio Box Mounting Kit (When Used with Whelen® Boxes Only), for use with One LINZ6™, RS TIR3™ or LIN3™, Stainless Steel, Includes RFLANG2C, Curb Side, Each	21.00
†† RBKTHD5	Harley-Davidson®, 2008-2018, (FLHP Road King® Only) Under Headlight Mounting Kit, for use with One LINZ6™, RS TIR3™ or LIN3™, Stainless Steel, Includes RFLANG2C, Each	29.00
†† RBKTHD6	Harley-Davidson®, Road King® 2008-2018, Passing/Fog Light Mounting Kit, for use with One LINZ6™, RS TIR3™ or LIN3™, Stainless Steel, Each	25.00
RBKTHD7	2014-2018 Harley-Davidson® Electra-Glide® Passing/Fog 90° Mount Kit for use with 1 LINZ6™, LINZV™, TIR3™ or LIN3™ Lighthoods, Stainless Steel, Each	29.00
RBKTHD8	2014-2018 Harley-Davidson® Electra-Glide® Passing/Fog 90° and 45° Mount Kit for use with 2 LINZ6™, LINZV™, TIR3™ or LIN3™ Lighthoods, Stainless Steel, Each	46.00
RBKTHD9	2014-2018 Harley-Davidson® Rear (Saddle Bag) Crash Bar Mounting Kit, for use with 2 Lighthoods, Stainless Steel, Includes RFLANG2C, Each	40.00
IONHD1R	2014-2018 Harley Davidson® Road King® and Electra-Glide® Surface Mount ION™ Under Radio Box Mount Kit, Black, Curb Side, for use with 1 ION™ or IONV™ Lighthouse	24.00



IONHD1L	2014-2018 Harley-Davidson® Electra-Glide® and Road King® Surface Mount ION™ Under Radio Box Mount Kit, Black, Street Side, for use with 1 ION™ or IONV™ Lighthouse	24.00
IONHDSS	2014-2018 Harley-Davidson® Road King® and Electra-Glide® Side Saddle Bag Mounting Kit for use with 3 Surface Mount ION™ Lighthouses, Purchased Separately	35.00
TIONHDSR	2014-2018 Harley-Davidson® Road King® and Electra-Glide® Rear Saddle Bag Mounting Kit for use with 1 ION™ T-Series™ Lighthouse, Purchased Separately	35.00
IONHD2FM	2009-2018 Harley-Davidson® Road King® Fork Mounting Kit for use with 1 Surface Mount ION™ Lighthouse, Purchased Separately	24.00
IONHD3FM	2014-2018 Harley-Davidson® Electra-Glide® Fork Mounting Kit for use with 1 Surface Mount ION™ Lighthouse, Purchased Separately	24.00
TIONHDSS	2014-2018 Harley-Davidson® Road King® and Electra-Glide® Side Saddle Bag Mounting Kit for use with 3 ION™ T-Series™ Lighthouses, Purchased Separately	53.00
IONHDSR	2014-2018 Harley-Davidson® Road King® and Electra-Glide® Rear Saddle Bag Mounting Kit for use with 1 ION™ Lighthouse, Purchased Separately	25.00
TIONHDHM	2009-2018 Harley-Davidson® Road King® Under the Headlight Mounting Kit for use with 1 ION™ T-Series™ Lighthouse, Purchased Separately	31.00
IONVHDHM	2009-2018 Harley-Davidson® Road King® Under the Headlight Mounting Kit for use with 1 Surface Mount ION™ "V" Series Lighthouse, Purchased Separately	22.00
TCRBHD1	2014-2018 Harley Davidson® Road King® and Electra-Glide® Under the Saddle Bag Mounting Kit, for a 1 Lamp Tracer™, Purchased Separately	20.00
M2KTHD1	2014-2018 Harley-Davidson® Electra-Glide® and Road King® M2 Series License Plate Bracket, Black, for use with 2 M2 Lighthouses	36.00
2F*00Z*R	Flat Lens, Super-LED®, Synchronizable, Red, Blue, Amber or White	190.00
P32HD1	Harley Davidson® Road King® and Electra Glide® Anti-Rotation Ring Kit, Converts PAR32 to PAR36 for H-D Pursuit Lamp Housing, Lighthouses Purchased Separately	4.00
WPA112	Waterproof 100 Watt Siren Amplifier	457.00
WPA1	Full Function Control Head Only, Weather Resistant for WPA Amp, Includes a 7-1/2' Cable, for Handlebar and Surface Mounting (Motorcycle)	448.00
WSMIC321	Microphone for WS321	150.00
WS321B14	WS321 Siren Amplifier Mounting Only, Black for 2014-2018 Harley Davidson® Road King® and Electra-Glide®	58.00
ALPHASL	Remote Siren, for use with Remote Switches (Purchased Separately), Selectable Four Tone Hands-Free Siren, For One or Two 100 Watt Speakers	253.00
BETA112R	Full Function Remote Siren, for use with Remote Switches (Purchased Separately), For a One or Two 100 Watt Speakers	255.00
BETA2	Full Function Control Head Only, Weather Resistant, 20 Ft. Cable, Surface Mount	465.00
WSSMSW3	Motorcycle Switch, 3-Functions for Siren, Air Horn and Lighting (5 amp Max)	93.00
SA350M	Motorcycle Siren Speaker, 100 Watts (Due to surcharges from our supplier on the rare earth materials used in the neodymium magnets found in speaker drivers, we reserve the right to adjust the pricing and/or add surcharges on all models that utilize this rare material, without notice.)	612.00
MPL10R	NEW Pole Mounted L10 Series Super-LED® Beacon for Motorcycle Applications, Single Color, Red Low Dome, Scan-Lock™ Flash Patterns, 12 VDC	539.00
MPL10B	NEW Pole Mounted L10 Series Super-LED® Beacon for Motorcycle Applications, Single Color, Blue Low Dome, Scan-Lock™ Flash Patterns, 12 VDC	539.00
MPL10J	NEW Pole Mounted L10 Series Super-LED® Beacon for Motorcycle Applications, Red/Blue DUO™ Color with Individual Control, Clear Low Dome, Scan-Lock™ Flash Patterns, 12 VDC	604.00

Motorcycle Systems

Choose the Motorcycle Box Opening Preference, Lighting Package and Options.

Motorcycle System, Includes Black Box, 2014-2018 Harley Police Package, Separation Plate, Strip-Lite™ LED Brake/Tail/Turn, Flasher, Terminal Block with Fuses and 12 VDC Receptacle.

††	M4B6R	Motorcycle Box Configured with Six M4 Series, Right-Hand (Curb Side) Opening	3482.00
††	M4B6L	Motorcycle Box Configured with Six M4 Series, Left-Hand (Road Side) Opening	3517.00
††	M4B6B	Motorcycle Box Configured with Six M4 Series, Rear Opening	3517.00
	MBADPT14	Adapter Plate for the Rear Box, 2014-2018 Road King® or Electra Glide®	111.00

Motorcycle System Box Lighting Package Options for Above, No Charge when Purchased with M4B6 Motorcycle System. For White Super-LED® Lighthouses, Contact Factory for Pricing and Availability.

††	M4*****	Six M4 Series Over/Under Single Color Super-LED® Modules, Red, Blue and/or Amber, for M4B6 System Only	
††	M4#####	Six M4 Series Over/Under Dual Color Super-LED® Modules, Red, Blue and/or Amber, for M4B6 System Only	

Options for Motorcycle Systems

††	2E*00Z*R	Extended Lens, Super-LED® Fairing Light, Red, Blue or Amber, Each	190.00
††	2EJ00ZCR	Extended Lens, Synchronizable, Split Red/Blue	200.00
	P32F2BB	PAR32 Fairing Lights, Combination Interleaved White Super-LED® Driving Light with Blue Warning Lights (Pair), Clear Outer Lens, Includes Light Control Module and Anti-Rotation Ring Kit	599.00
	P32F2RR	PAR32 Fairing Lights, Combination Interleaved White Super-LED® Driving Light with Red Warning Lights (Pair), Clear Outer Lens, Includes Light Control Module and Anti-Rotation Ring Kit	599.00
	P32F2RB	PAR32 Fairing Lights, Combination Interleaved White Super-LED® Driving Light with 1 Red and 1 Blue Warning Light, Clear Outer Lens, Includes Light Control Module and Anti-Rotation Ring Kit	599.00



All models are 12 Volt D.C. only unless otherwise noted above. For other voltages contact factory.

* Replace symbol in model number with letter indicating lens color or LED color desired: A = Amber; B = Blue; C = Clear/White; R = Red; G = Green

Replace symbol in model number with letter indicating SPLIT lens or LED color desired: D = Red/Clear or White; E = Blue/Clear or White; F = Amber/Clear or White; H = Green/Clear or White, J = Red/Blue; K = Red/Amber; L = Red/Green; M = Blue/Amber † (to be discontinued, check availability) †† NCNR (special order, check availability, non-cancelable, non-returnable) ! Indicate length desired: 5 foot, 6 foot, 7 foot or 8 foot \$ Indicates Lower Price

↓ †† - NCNR (special order, non-cancelable, non-returnable, check availability). See "Made-To-Order" Statement on Table of Contents Page of this Price List.

MODEL	DESCRIPTION	LIST
†† M4BSEP	Substitute Separation Plate with Battery Hole for Standard Solid Plate, Includes Battery Hold Downs, for M4B6 Series	145.00
†† M1BATT	Motorcycle Battery, Requires Appropriate Separation Plate, Purchased Separately	368.00
†† M4B6CHRG	Battery Charger Includes 115 VAC Receptacle, for M4B6R System Only, Factory Installed ONLY	399.00
†† M1GROUND	Ground Plane	16.50
†† SA350MH	100 Watt Siren Speaker for Harley-Davidson® Wiring Harness (Due to surcharges from our supplier on the rare earth materials used in the neodymium magnets found in speaker drivers, we reserve the right to adjust the pricing and/or add surcharges on all models that utilize this rare material, without notice.)	695.00
SA350MB1	Speaker Bracket for the SA350MH, 2009-2018 Road King® and Electra-Glide®	99.00
WS321	100 Watt Siren for Harley-Davidson® Wiring Harness	604.00
WSMIC321	Microphone for WS321	150.00
M07T	Windshield Light Array for 2009-2018 Harley-Davidson® Road King®. Requires Four SOLO™ MTLI* Lighthead (Replaces M05Z Series)	649.00
M08T	Windshield Light Array for 2014-2018 Harley-Davidson® Electra-Glide®. Requires Five SOLO™ MTLI* Lighthead (Replaces M06M Series)	767.00
MTLI*	One ION™ T-Series™ SOLO™ Lighthead for Harley-Davidson® Electra-Glide® or Road King® Windshield Array, Red, Blue, Amber or White, No Charge when Ordered with Windshield Array	

Switches And Control Boxes

Power Control Centers and Switches

WCC9	WeCan® Controller, Control lights and Traffic Advisor™ functions from a Single Keypad. 3 Position Slide Switch and 6 Pre-programmed Push-Buttons, for Justice® and Freedom® IV WeCan® Lightbars Only (Not for use with Legacy® DUO™ or TRIO™ lightbars).	298.00
WCC92	WeCan® Controller, Control lights and Traffic Advisor™ functions from a Single Keypad. 3 Position Slide Switch and 6 Pre-programmed Push-buttons, for Cenator™ SOLO™ and DUO™, Liberty™ II SOLO™ and DUO™, Legacy® SOLO™ and DUO™, and Freedom® IV WeCan Lightbars Only (not for use with Cenator™, Liberty™ II or Legacy® TRIO Lightbars).	298.00
WCC9SM	Optional Pedestal/Swivel Mount for WCC9 or WCC92 Control Head	41.00
PCC8R	8 Position Key Pad with Remote Relay Module, Three 20 Amp and Five 10 Amp Relays	337.00
PCCS9RW	Switch Control for Standard Switching	271.00
PCCS9LW	Programmable Switch Control for Liberty™ II & Freedom® IV Lightbars (Low Current Switching)	266.00
PCC4W	Switch Box with Four 25 AMP SPST Switches, Lighted	132.00
PCC6W	Switch Box with Six 25 AMP SPST Switches, Lighted	174.00
PCC6W1	Similar to PCC6W, Except Last On/Off Switch is Replaced with a Momentary Switch	164.00
PCC10W	Switch Box with Ten 25 AMP SPST Switches, Lighted	204.00
PCC10W1	Similar to PCC10W, Except Last On/Off Switch is Replaced with a Momentary Switch	204.00
1SWITCH	1 Switch Bracket Only, Switch Purchased Separately	39.00
2SWITCH	2 Switch Bracket Only, Switches Purchased Separately	69.00
3SWITCH	3 Switch Bracket Only, Switches Purchased Separately	97.00
4SWITCH	4 Switch Bracket Only, Switches Purchased Separately	132.00
PC1	PC-1 Switch, Lighted SPST, 15 AMP Contacts	23.50
PC2	PC-2 Switch, Momentary SPST, 15 AMP Contacts	24.50
PC3	PC-3 Switch, Lighted SPDT, 15 AMP Contacts	43.00



Siren Amplifiers, Amplifiers & Airhorns

Howler™ Low Frequency Tone Siren, Includes Siren Amplifier and Speaker(s), Works in Conjunction with Existing Siren Systems Purchased Separately.

HWLUNI	Siren Amplifier with One Speaker, Includes Universal Mounting Bracket	604.00
HWLDC15	Siren Amplifier with One Speaker, Includes Mounting Bracket for 2015-2019 Dodge Charger	604.00
HWLFT11	NEW Siren Amplifier with One Speaker, Includes Mounting Bracket for 2013-2019 Ford Police Interceptor Sedan (Not for Use with Factory Skid Plate Option)	604.00
HWLFE13	NEW Siren Amplifier with One Speaker, Includes Mounting Bracket for 2013-2019 Ford Police Interceptor Utility with Fog Lights (Not for Use with Factory Skid Plate Option)	604.00
HOWLER	Siren Amplifier with Two Speakers, Optional Vehicle Specific Mounting Brackets, No Charge When Purchased with Howler System	755.00
†† HWLRB2	† Howler Mounting Bracket for 2008-2017 Ford Expedition	
HWLRB4	Howler Mounting Bracket for 2008-2019 Ford E-Series	
†† HWLRB11	Howler Mounting Bracket for 2011-2018 Chevy Express G-Series	
HWLRB13	NEW Howler Mounting Bracket for 2013-2015 Ford Police Interceptor Utility, Driver Side Bracket Includes Built-in Mounting for a SA315P Speaker, 2016-2019 Ford Police Interceptor Utility without Fog Lights. If Vehicle has Fog Lights, Use HWLFE13 (Not for Use with Factory Skid Plate Option)	
HWLRB14	Howler Mounting Bracket for 2011-2016 Dodge 4500	
HWLRB28	NEW Howler Mounting Bracket for 2019 Chevy Silverado 1500	
†† HWLRB18	† Howler Mounting Bracket for 2012-2016 Chevy 2500/3500 Silverado and Suburban	



††	HWLRB19	Howler Mounting Bracket for 2014-2015 Chevy Silverado 1500	
††	HWLRB20	Howler Mounting Bracket for 2015-2016 Chevy Tahoe	
	HWLRB21	Howler Mounting Bracket for 2013-2019 Ford Police Interceptor Sedan	
	HWLRB22	Howler Mounting Bracket for 2011-2019 Ford F-250/F-350	
	HWLRB23	Howler Mounting Bracket, Universal Mounting Brackets (Pair)	
	HWLRB24	Howler Mounting Bracket for 2017-2018 Chevy Silverado 1500	
	HWLRB25	Howler Mounting Bracket for 2017-2019 Chevy Tahoe, Front and Rear Two Speaker System. Must be Used with Both SAK63D and SAK63P Speaker Brackets, Purchased Separately.	
	HWLRB26	† Howler Mounting Bracket for 2017-2018 Chevy 2500/3500 Silverado	
	HWLRB27	Howler Mounting Bracket for 2018-2019 Ford Expedition SSV, Includes Built-In Mounting for SA315P Speaker, Purchase of SAK64D or SAK64P Not Required	

CenCom Carbide™, Remote Siren & Control Center and Options. Control Head and CANport™ Installation Kit Ordered Separately, 5 Year Warranty on Amplifier.

	CCSRN4	Amplifier Control Module	1506.00
	CCSRN4A	Same as CCSRN4, Except with 8 (Positive or Negative) Input Expansion Module (will not override any pre-existing control head features), 12 Total Inputs	1610.00
	CCSRNT4	Same as CCSRN4, Except with Traffic Advisor™ Module	1745.00
	CCSRNT4A	Same as CCSRN4A, Except with Traffic Advisor™ Module	1849.00
	CCSRN5	Amplifier Control Module with CANport™ OBDII Interface Module	1706.00
	CCSRNT5	Same as CCSRN5, Except with Traffic Advisor™ Module	1945.00
	CC5K1	Installation Kit for CCSRN5 Series for 2016-2018 Ford Interceptor Utility, Interceptor Sedan and F-150, 2018 Ford F-250/F-350/F-450/F-550, Expedition and Transit, 2017-2018 Ford Fusion and 2016-2018 Dodge Charger, No Charge when Purchased with Amplifier Control Module	
	CC5K2	Installation Kit For CCSRN5 Series for 2017-2018 Chevy Tahoe and Silverado 1500, No Charge when Purchased with Amplifier Control Module	
	CC5K3	Installation Kit for CCSRN5 Series for 2018 Dodge Charger, Durango and Ram 1500, No Charge when Purchased with Amplifier Control Module	
	CCSRN4DA	WeCan® External Amplifier, for use with CenCom Carbide™, for Dual Amplifier Applications	299.00
	CANEM16	16 Output Expansion Module	232.00
	LCPHOTO	Logic Level Photocell for use with SLFLASH, CenCom Sapphire™, CenCom Carbide™ and CanTrol®	101.00

Optional Control Heads for CenCom Carbide™, No Charge when Purchased with Amplifier Control Module

	CANCTL5	Includes a Hand Held Combination Microphone and Controller, 5-Position Progressive Light/Siren Control, Nine Push-Buttons and Microphone Extension Cable	
	CANCTL6	Includes 3 Section Control Head and 8 Push-Buttons, 4-Position Slide Switch with a 7-Position Rotary Knob. Manual, Airhorn Plus 3 Traffic Advisor™ Switches and Microphone with Extension Cable	
	CANCTL7	Includes 3 Section Control Head and 21 Push-Buttons, 4-Position Slide Switch, Microphone with Extension Cable	

CenCom Sapphire™, Remote Siren & Control Center and Options, 5 Year Warranty on Amplifier.

	CCSRN3	3-Position Slide Switch and 18 Push Button Control Head with Amplifier Control Module with pigtails, Microphone with CCMICX20 Included	1396.00
	CCSRN35	3-Position Progressive Push Button Switches and 9 Push Button Hand Held Control Head with Amplifier Module with Pigtails, and CCMICX20 Included	1396.00
	CCSRN36	3 Section Control Head and 8-Push Buttons, 4-Position Slide Switch with a 7-Position Rotary Knob. Manual, Airhorn Plus 3 Traffic Advisor™ Switches	1396.00
	CCSRN3A	Same as CCSRN3, Except with 8 (Positive or Negative) Input Expansion Module (will not override any pre-existing control head features), 12 Total Inputs	1500.00
	CCSRN3F	Same as CCSRN36, Except with 8 (Positive or Negative) Input Expansion Module (will not override any pre-existing control head features), 12 Total Inputs	1500.00
	CCSRNTA3	Same as CCSRN3, with Traffic Advisor™ Module	1635.00
	CCSRNT35	Same as CCSRN35, with Traffic Advisor™ Module	1635.00
	CCSRNT36	Same as CCSRN36, With Traffic Advisor™ Module	1635.00
	CCSRNT3A	Same as CCSRNTA3, Except with 8 (Positive or Negative) Input Expansion Module (will not override any pre-existing control head features), 12 Total Inputs	1739.00
	CCSRNT3F	Same as CCSRNT36, Except with 8 (Positive or Negative) Input Expansion Module (will not override any pre-existing control head features), 12 Total Inputs	1739.00
	CCTRIM	Trim Ring Option, for Semi-Flush Mounting of Control Head	57.00
	LCPHOTO	Logic Level Photocell for use with SLFLASH, CenCom Sapphire™, CenCom Carbide™ and CanTrol®	101.00

295SSA & 295SDA Series, Remote Amplifier Sirens with Scan-Lock™ Siren Tones.

	295SSA1	Single Tone Siren with Full Function Control Head	866.00
	295SSA2	Single Tone Siren with Hand-Held Control Head	866.00
	295SDA1	Dual Tone Siren, For Two 100 Watt Speakers, with Full Function Control Head	926.00
	295SDA2	Dual Tone Siren, For Two 100 Watt Speakers, with Hand-Held Control Head	926.00

295SLS and 295HFS Hands-Free Sirens, with Diagnostix™ & SI TEST® (Except 295HFS A7). All 295HFS Models Have a 5 Year Warranty, Standard. For Removable Microphones, Hi/Low Tones and/or 24 Volts DC, Contact Factory for Exact Model Numbers, Price and Availability.

	295SLSA1	Siren Amplifier with 17 Scan-Lock™ Siren Tones	453.00
	295HFS2	Remote Siren Amplifier (Flush Mount Head)	641.00
	295HFS2X	295HFS2 with Dual Amplifiers, Meets California Title 13 Requirements	1172.00

All models are 12 Volt D.C. only unless otherwise noted above. For other voltages contact factory.


* Replace symbol in model number with letter indicating lens color or LED color desired: A = Amber; B = Blue; C = Clear/White; R = Red; G = Green


Replace symbol in model number with letter indicating SPLIT lens or LED color desired: D = Red/Clear or White; E = Blue/Clear or White; F = Amber/Clear or White; H = Green/Clear or White, J = Red/Blue; K = Red/Amber; L = Red/Green; M = Blue/Amber † (to be discontinued, check availability) †† NCNR (special order, check availability, non-cancelable, non-returnable) ! Indicate length desired: 5 foot, 6 foot, 7 foot or 8 foot \$ Indicates Lower Price



Sirens, Switches & Speakers



↓  - NCNR (special order, non-cancelable, non-returnable, check availability). See "Made-To-Order" Statement on Table of Contents Page of this Price List.

MODEL	DESCRIPTION	LIST
295SLSA6	Single Unit Siren with 9-Switch Light Control and Standard Switching, with Park Kill & Timed Out Relay with 17 Scan-Lock™ Siren Tones	672.00
295HFSA7	Remote Dual Siren Amplifier, with Flush Mount Control Head, Meets CA Title 13	912.00
295HFSC9	Self-Contained 200 Watt Dual Full Function Siren, with Removable Microphone	728.00
295HFSDA	Second Amplifier (Kit) for Dual Siren Amplifier Use (295HFS2 Only)	400.00
295SL Series Sirens, Full Function Hands-Free Siren, with Scan-Lock™ Siren Tones.		
295SL100	Full Function Siren (Up to Two 100 Watt Speakers) and Heavy-Duty Microphone, 12 VDC	392.00
295SL101	Full Function (Up to Two 100 Watt Speakers) and Heavy-Duty Plug-in Microphone with Volume Control Knob, 12 VDC	451.00
WPKM1	Park Kill Connection Modules, 30 Amp	64.00
Alpha™ Siren Series		
ALPHA12S	Self-Contained Siren, with Faceplate Switches, Selectable Four Tone Hands-Free Siren, For Single 100 Watt Speaker	304.00
ALPHASL	Remote Siren, for use with Remote Switches (Purchased Separately), Selectable Four Tone Hands-Free Siren, For One or Two 100 Watt Speakers	253.00
Optional Remote Switches for Alpha™ Siren Series, For ALPHASL Only.		
ALPHA1	Single On/Off Switch for use with Hands-Free Operation	45.00
ALPHA2	Single On/Off Hands-Free Activation Plus Momentary Switch for Air Horn	35.00
ALPHA3	TONE 1/Off/TONE 2 Switch Operation Plus Momentary Switch for Air Horn	35.00
ALPHA4	Three Switch Operation, One On/Off, One TONE 1/Hands-Free/TONE 2, One Momentary Switch for Airhorn	61.00
ALPHA5	3 Position Toggle Switch, Controls 3 Siren Tones and other Warning Lights or Device Functions. Contacts Rated at 30 Amps	109.00
Beta™ Siren Series, Selectable Siren Tone, Radio Repeat, Public Address and Options.		
BETA112R	Full Function Remote Siren, for use with Remote Switches (Purchased Separately), For a One or Two 100 Watt Speakers	255.00
BETA1	Full Function Control Head Only, with 15' Interconnect Harness	202.00
BETA2	Full Function Control Head Only, Weather Resistant, with 20' Cable, Surface Mount	465.00
 BETA2BKT	Mounting Bracket for BETA2 Only, Flange Mount	38.50
BETAMIC	Remote Mic for use with BETA112R (for use with Customer-Supplied Switches)	152.00
Epsilon™ Series Siren, Full Function Hands-Free with Diagnostix™ and 9 Scan-Lock™ Siren Tones.		
EPSL1	Full Function 100 Watt with Microphone and Volume Control Knob, Includes CA Title 13 Compliant Tones	305.00
EPSL2S6	Full Function (Up to Two 100 Watt Speakers). Microphone with Volume Control Knob, Includes CA Title 13 Compliant Tones and 6 Switches	442.00
EPSL2S9	Full Function (Up to Two 100 Watt Speakers). Microphone with Volume Control Knob, Includes CA Title 13 Compliant Tones, 4 Position Slide Switch and 9 Switches	551.00
HHS Series Sirens, Will Operate up to Two 100 Watt Speakers.		
HHS3200	Siren Amplifier with Hand-Held Controller (CANCTL5)	599.00
HHS3206	Siren Amplifier with Slide Switch and Rotary Knob Controller (CANCTL6)	749.00
HHS3207	Siren Amplifier with 21 Push-Buttons and Slide Switch Controller (CANCTL7)	749.00
HHS4200	Same as HHS3200, Except with WeCan® Port that Supports the Inner Edge® FST™, XLP and RST™ Series, WeCan® Lightbars, and a WeCan® External Amplifier (Not for Use with the CANEM16 Expansion Module)	699.00
HHS4206	Same as HHS3206, Except with WeCan® Port that Supports the Inner Edge® FST™, XLP and RST™ Series, WeCan® Lightbars, and a WeCan® External Amplifier (Not for Use with the CANEM16 Expansion Module)	849.00
HHS4207	Same as HHS3207, Except with WeCan® Port that Supports the Inner Edge® FST™, XLP and RST™ Series, WeCan® Lightbars, and a WeCan® External Amplifier (Not for Use with the CANEM16 Expansion Module)	849.00
Gamma™ Siren Series, 100 Watt, 23 Scan-Lock™ Siren Tones		
GAMMA2	Hands-Free Siren with Two Auxiliary Switches	236.00
Sirens, Waterproof & Options, (For Marine & Motorcycle Use).		
WPA112	Waterproof Siren Amplifier, For a Single 100 Watt Speaker	457.00
WPA1	Full Function Control Head Only, Weather Resistant, with a 7-1/2' Cable, for Handlebar and Surface Mounting (Motorcycle)	448.00
BETA2BKT	Mounting Bracket for BETA2, WPA1 and WPA2 Only, Flange Mount	38.50
WPA2	Full Function Control Head Only, Weather Resistant, 20' Cable, Surface Mount (Marine)	468.00
WPA3BM	Full Function Control Head with Waterproof Switches and Microphone Jack, 20' Cable, Bail Mount (Marine)	545.00
WS321	Siren for Harley-Davidson® Wiring Harness, For a Single 100 Watt Speaker	604.00
WSMIC321	Microphone for WS321	150.00
Power Air Horn Series		
PAH112	Air Horn Tone Only Siren, For a Single 100 Watt Speaker	216.00
PAP112	Air Horn Tone Plus Public Address Siren, Includes Microphone, For a Single 100 Watt Speaker	271.00
PAPEXT15	15' Microphone Extension Cable for PAP112 Only	30.00

Sirens, Switches & Speakers



Siren Amplifier & Speaker Combination

WSSC Series Siren, Combination Siren/Speaker, One Piece.

WSSC30	30 Watt Siren and Speaker Combination	223.00
WSSPA30	Same as WSSC30, Includes Public Address	332.00
WSSC30HK	Harness Kit for Synchronization of two WSSC30s	41.00
WSSMSW3	Motorcycle Switch, 3-Functions for Siren, Air Horn and Lighting (5 amp Max)	93.00

Siren Speakers, SA315 & SA314 Projector™ Series

100 Watt Bumper/Concealed/Flange Mounted Speakers. Due to surcharges from our supplier on the rare earth materials used in the neodymium magnets found in speaker drivers, we reserve the right to adjust the pricing and/or add surcharges on all models that utilize this rare material, without notice.

SP123BM Series, Bumper Mount Speaker

SP123BMC	Bumper Mount, Chrome	397.00
----------	----------------------	--------

SA314 Series, Small Profile, Cast Aluminum Speaker, 6.4" H x 6.17" W x 3.14" D.

SA314A	Speaker, Natural Aluminum Finish	403.00
SA314B	Speaker, Aluminum with Black Epoxy-Coated Finish	489.00

Optional Mounting Brackets for SA314 Series

SABKT1	Universal Mount Bracket	41.00
SABKT9	Universal/Swivel Bail Type Mount Bracket	41.00

SA315 Series, Small Round Profile, Composite Speaker, 6.5" H x 6.5" W x 2.9" D.

SA315P	Speaker, Nylon Composite	328.00
--------	--------------------------	--------

Optional Mounting Brackets for SA315 Series

SAK1	Heavy-Duty Universal "L" Mounting Bracket	41.00
SAK9	Heavy-Duty Universal/Swivel Bail Type Mounting Bracket	41.00
SAK25	Chevy Express Van, 2006-2019	41.00
SAK62D	Chevy Silverado 1500, 2017-2018, Driver Side	41.00
SAK62P	Chevy Silverado 1500, 2017-2018, Passenger Side	41.00
SAK50	NEW Chevy Silverado 1500 / GMC 1500, 2014-2016, Chevy Silverado 2500/3500HD, 2017-2018, Driver Side	41.00
SAK49	NEW Chevy Silverado 1500 / GMC 1500, 2014-2016, Chevy Silverado 2500/3500HD, 2017-2018, Passenger Side	41.00
SAK63D	Chevy Tahoe, 2017-2019, Driver Side	41.00
SAK63P	Chevy Tahoe, 2017-2019, Passenger Side	41.00
SAK42	Dodge 4500, 2011-2016, Passenger Side	41.00
SAK43	Dodge 4500, 2011-2016, Driver Side	41.00
SAK37	Dodge Charger, 2011-2019	41.00
SAK54	Dodge Durango, 2013-2019	41.00
SAK48	Dodge Ram 1500, 2012-2018 and Dodge Ram 1500 Classic, 2019, Driver Side	41.00
SAK47	Dodge Ram 1500, 2012-2018 and Dodge Ram 1500 Classic, 2019, Passenger Side	41.00
SAK32	Ford E350/E450, 2008-2018, Driver or Passenger Side	41.00
SAK23	† Ford Expedition, 2007-2017	41.00
SAK44	Ford Police Interceptor Utility, 2013-2019	41.00
SAK52	Ford Police Interceptor Utility, 2013-2019, Driver Side Lower Grille (Will not Work with Factory Option 52B, Enhanced PTU Cooler)	41.00
SAK51	Ford Police Interceptor Utility, 2013-2019, Passenger Side Lower Grille (Will not Work with Factory Option 52B, Enhanced PTU Cooler)	41.00
SAK57	Ford F-150, 2015-2017	41.00
SAK61D	Ford F-250/F-350, 2017-2019, Driver Side, Not for Use with Factory Fog Lights	41.00
SAK61P	Ford F-250/F-350, 2017-2019, Passenger Side, Not for Use with Factory Fog Lights	41.00
SAK59	Ford Fusion, 2017-2018	41.00
SAK58	Ford Police Interceptor Sedan, 2013-2019	41.00
SAK60	Toyota Tacoma, 2016-2017	41.00
SAK64D	Ford Expedition SSV, 2018-2019, Driver Side, (Not Required if Purchasing HWLRB27)	41.00
SAK64P	Ford Expedition SSV, 2018-2019, Passenger Side, (Not Required if Purchasing HWLRB27)	41.00

Siren Speakers, Other

100 Watt and Accessories, Due to surcharges from our supplier on the rare earth materials used in the neodymium magnets found in speaker drivers, we reserve the right to adjust the pricing and/or add surcharges on all models that utilize this rare material, without notice.

Single and Dual Speaker, for Ambulances, 100 Watt or 200 Watt.

SA31101P	UnderPro™ Single Speaker for International 4300/4400 Series, 2001-2017, Passenger Side	479.00
SA31101D	UnderPro™ Single Speaker for International 4300/4400 Series, 2001-2017, Driver Side	479.00
SPT5D	Bumper Mount Speaker for 2015-2019 Ford Transit, Driver Side	407.00
SPT5P	Bumper Mount Speaker for 2015-2019 Ford Transit, Passenger Side	407.00
SPT5TEMP	Speaker Templates, Reusable, for 2015-2019 Ford Transit, Includes Driver Side and Passenger Side	49.00
SPTWI*	Wide Angle ION™ with mounting bracket for SPT5D or SPT5P, Red, Blue or Amber, Each	193.00

Speakers, Siren

SA340TS	SA-340TS Speaker	367.00
---------	------------------	--------

All models are 12 Volt D.C. only unless otherwise noted above. For other voltages contact factory.

* Replace symbol in model number with letter indicating lens color or LED color desired: A = Amber; B = Blue; C = Clear/White; R = Red; G = Green

Replace symbol in model number with letter indicating SPLIT lens or LED color desired: D = Red/Clear or White; E = Blue/Clear or White; F = Amber/Clear or White; H = Green/Clear or White; J = Red/Blue; K = Red/Amber; L = Red/Green; M = Blue/Amber † (to be discontinued, check availability) ‡ NCNR (special order, check availability, non-cancelable, non-returnable) ! Indicate length desired: 5 foot, 6 foot, 7 foot or 8 foot \$ Indicates Lower Price



Sirens, Switches & Speakers



↓ †† - NCNR (special order, non-cancelable, non-returnable, check availability). See "Made-To-Order" Statement on Table of Contents Page of this Price List.

MODEL	DESCRIPTION	LIST
SA340STS	SA-340STS Speaker	384.00
SA350M	Motorcycle Siren Speaker, 100 Watt	612.00
SA350MB1	Speaker Bracket for the SA350MH, 2009-2018 Road King® and Electra Glide®	99.00
Replacement Speaker Drivers		
†† SD210RX	Replacement 100 Watt Speaker Driver for SA314 Series	296.00
†† SD370	Replacement 100 Watt Speaker Driver with Adapter	296.00
†† SD210R	Replacement 100 Watt Speaker Driver for SA370, SA1412 & SA1515	296.00

Back-Up Alarms, Electronic

Back-Up Alarms

WBUA107	Back-Up Alarm, 107dB, 12-24 VDC	58.00
WBUA97	Back-Up Alarm, 97dB, 12-24 VDC	48.00
WBUA112	Back-Up Alarm, 87-112dB, 12-24 VDC, Self-Adjusting	120.00
WBUA112C	Back-Up Alarm, 112 dB, 12-24 VDC	80.00

Safety Site™ & Emitters

GTT Opticom™ Emitters

†† 795H	Self-Contained Opticom™ IR LED Emitter for Freedom® IV, Liberty™ II and 4500 Series Lightbars, Factory Installed Only	1779.00
---------	---	---------

Safety Site™, Super-LED® Traffic Control Light.

W20SSRK	5 Red Module Kit, Includes Carrying Bag	516.00
W20SS	Red Module, Each	97.00

Traffic Advisor™ Series & Accessories

All Models include Control Head for Light Array (Unless Specified), Programmable Flash Patterns Standard on TACTL5, allows for Remote Activation of the "Flash Pattern" and End Lamp Enable/Disable Feature.

Dominator™ Traffic Advisor™, TIR3™ Super-LED® Low Profile, Control Head Optional, 1.74" High x 2.17" Deep Housing, Three Super-LED®s Per Panel.

TAD6	Six Lamp TIR3™ Super-LED® Traffic Advisor™, 23.36" Long, Less Control Head	558.00
TAD8	Eight Lamp TIR3™ Super-LED® Traffic Advisor™, 30.36" Long, Less Control Head	697.00
†† TAD8**	Eight Lamp TIR3™ Super-LED® Traffic Advisor™ with Two End Flashing LEDs, Red, Blue and/or Amber, 30.36" Long, Less Control Head	708.00

Dominator™ Plus Traffic Advisor™, LINZ6™ Super-LED® Low Profile, Control Head Optional, 1.74" High x 2.17" Deep Housing, Six Super-LED®s Per Panel.

TADP6	Six Lamp LINZ6™ Super-LED® Traffic Advisor™, 23.26" Long, Less Control Head	958.00
TADP8	Eight Lamp LINZ6™ Super-LED® Traffic Advisor™, 30.36" Long, Less Control Head	1249.00
†† TADP8**	Eight Lamp, Six Lamp LINZ6™ Super-LED® Traffic Advisor™ with Two End Flashing LEDs, Red, Blue and/or Amber, 30.36" Long, Less Control Head	1265.00
†† TADP8FT	Eight Lamp LINZ6™ Super-LED® Traffic Advisor™, 37.37" Long, Includes Rear Deck Mounting for 2013-2019 Ford Police Interceptor Sedan	1286.00

Traffic Advisor™, TIR3™, Super-LED®, 1.74" High x 2.17" Deep Housing, Three Super-LED®s Per Panel.

TAM63	Six Lamp TIR3™ Super-LED® Traffic Advisor™, 23.26" Long	734.00
TAM83	Eight Lamp TIR3™ Super-LED® Traffic Advisor™, 30.36" Long	896.00
†† TAM83**	Eight Lamp TIR3™ Super-LED® Traffic Advisor™, 30.36" Long, with Two End Flashing LEDs, Red, Blue and/or Amber	906.00

Traffic Advisor™, LINZ6™, Super-LED®, 1.74" High x 2.17" Deep Housing, Six LED's Per Panel.

TAZ66	Six Lamp LINZ6™ Super-LED® Traffic Advisor™, 23.26" Long	1101.00
TAZ86	Eight Lamp LINZ6™ Super-LED® Traffic Advisor™, 30.36" Long	1404.00
†† TAZ86**	Eight Lamp, Six Lamp LINZ6™ Super-LED® Traffic Advisor™ with Two End Flashing Super-LED®s, Red, Blue and/or Amber, 30.36" Long	1419.00

Traffic Advisor™, 5mm LED Low Profile, 2.84" High x 2.25" Deep "C" Style Housing. Now with Waterproof Connectors Standard.

TAL65	Six Lamp LED Traffic Advisor™, 36" Long	870.00
TAL85	Eight Lamp LED Traffic Advisor™, 46.82" Long	1040.00

Traffic Advisor™, Front Load, Super-LED®, 2.35" High x 2.38" Deep Housing.

TANF65	Six Lamp Linear-LED® Traffic Advisor™, 34" Long	1024.00
TANF85	Eight Lamp Linear-LED® Traffic Advisor™, 45.12" Long	1197.00
†† TANF85**	Six Lamp Linear-LED® Traffic Advisor™ with Two End Flashing Super-LED®s, Blue, Red and/or Amber, 45.12" Long	1210.00
TACF85	Eight Lamp CON3™ Super-LED® Traffic Advisor™, 45.12" Long	971.00
†† TACF85**	Eight Lamp CON3™ Super-LED® Traffic Advisor™ with 2 End Flashers, Red, Blue and/or Amber, 45.12" Long	982.00
TANBKT1	Mounting Bracket, for top of Vehicle (Horizontal) Mounting	23.50

Traffic Advisor™, Front Load, DUO™ Super-LED®, 2.35" High x 2.38" Deep Housing, No Control Head Required.

TADF6	Six DUO™ Color Linear Super-LED® Traffic Advisor™, Requires No Special Control Head, 37" Long	1671.00
-------	---	---------



	TADF8	Eight DUO™ Color Linear Super-LED® Traffic Advisor™, Requires No Special Control Head, 45.12" Long	1791.00
	TDPSS\$00	Six or Eight DUO™ Super-LED® Modules, No Charge when Ordered with DUO™ Traffic Advisor™, Replace Symbol \$\$\$ with Number of Warning LED Colors, Order Red/Blue/Amber.	
Traffic Advisor™, TIR6™ Super-LED® Low Profile, 2.84" High x 2.25" Deep Housing, Six Super-LED®s Per Panel. Now with Waterproof Connectors Standard.			
	TAM65	Six Lamp Super-LED® Traffic Advisor™, 36" Long	1210.00
	TAM85	Eight Lamp Super-LED® Traffic Advisor™, 46.82" Long	1498.00
††	TAM85**	Six Lamp Super-LED® Traffic Advisor™ with Two End Flashing Super-LED®s, Red, Blue and/or Amber, 46.82" Long	1508.00
Traffic Advisor™, TAC8 Super-LED®, 2" High x 2.64" Deep "C" Style Housing x 47.75" Length, Control Head Included			
	TAC815	Eight Lamp Super-LED® Traffic Advisor™, with 15' Cable	825.00
	TAC830	Eight Lamp Super-LED® Traffic Advisor™, with 30' Cable	909.00
	TAC850	Eight Lamp Super-LED® Traffic Advisor™, with 50' Cable	1015.00
Traffic Advisor™, Straight Style Super-LED®			
	TA45B72	700 Series, Eight Lamp, Includes TACTL5, 72"	1999.00
	TA4437M	500 Series, Eight Lamp Traffic Advisor™, TIR6™ Super-LED®s, Rectangular Aluminum Housing, Two Piece, 21 7/8", with 15' Cable	1379.00
	TA4437M1	500 Series, Eight Lamp Traffic Advisor™, TIR6™ Super-LED®s, Rectangular Aluminum Housing, Two Piece, 21 7/8" Long, with 30' Cable	1490.00
	TA4437M2	500 Series, Eight Lamp Traffic Advisor™, TIR6™ Super-LED®s, Rectangular Aluminum Housing, Two Piece, 21 7/8" Long, with 50' Cable	1640.00
Traffic Advisor™, Arrow Head Style, Includes TACTL6 Control Head Unless Noted.			
††	TA166AL5	600 Series, 16 LED Lamps, One Piece	4515.00
Traffic Advisor™, Front Load, Arrow Head Style, Linear™ Super-LED®, 3.5" Deep x 46" Long, Includes TACTL6			
††	TA165NF1	Sixteen Lamp, 23" High with 25' Cable	2279.00
††	TA165NF2	Sixteen Lamp 23" High with 50' Cable	2525.00
††	TA125NF1	Twelve Lamp 15" High with 25' Cable	2177.00
††	TA125NF2	Twelve Lamp 15" High with 50' Cable	2400.00
Traffic Advisor™ Accessories			
	TACTL5	Control Head Only, Programmable for 6 or 8 Lamp Halogen or LED Traffic Advisor™. Includes Auxiliary On/Off Switch	420.00
	TACTL6	Control Head Only, Programmable for 16 Lamp Halogen or LED Traffic Advisor™. Includes Auxiliary On/Off Switch. Meets Federal Standards	420.00
	TADCTL1	TAD/TADP Series Control Head Only	136.00
	TADSW1	On/Off Non-Lighted, SPDT 20 Amp Switch, for TADCTL1	16.50
	TADSW2	On/Off/On Non-Lighted, SPDT 20 Amp Switch for TADCTL1	16.50
	DELTAC5	Delete TACTL5 from 6 to 8 Light LED or Halogen Traffic Advisor™ - DEDUCT	100.00
	DELTAC6	Delete TACTL6 from 16 Lamp LED or Halogen Traffic Advisor™ - DEDUCT	100.00
Traffic Advisor™ Substitute Cables, Replaces Standard Length Cables, Not for use in Sequence to Solid or Sequence On/Off Flash Patterns			
	STA155	TA166AL5 - Substitute 55' Cable for Standard 51' Cable - ADD	85.00
	STA235	TAL65/TAM65 - Substitute 35' Cable for Standard 15' Cable - ADD	109.00
	STA245	TAL65/TAM65 - Substitute 45' Cable for Standard 15' Cable - ADD	159.00
	STA255	TAL65/TAM65 - Substitute 55' Cable for Standard 15' Cable - ADD	209.00
	STA335	TAL85/TAM85 - Substitute 35' Cable for Standard 15' Cable - ADD	109.00
	STA345	TAL85/TAM85 - Substitute 45' Cable for Standard 15' Cable - ADD	159.00
	STA355	TAL85/TAM85 - Substitute 55' Cable for Standard 15' Cable - ADD	209.00
	STA445	TA45B72 - Substitute 45' Cable for Standard 35' Cable - ADD	59.00
	STA455	TA45B72 - Substitute 55' Cable for Standard 35' Cable - ADD	109.00
	STA535	TAM63/TAM83/TAZ66/TAZ86 - Substitute 35' Cable for Standard 15' Cable - ADD	119.00
	STA545	TAM63/TAM83/TAZ66/TAZ86 - Substitute 45' Cable for Standard 15' Cable - ADD	179.00
	STA555	TAM63/TAM83/TAZ66/TAZ86 - Substitute 55' Cable for Standard 15' Cable - ADD	239.00
	STA635	TAD6/TAD8/TADP6/TADP8 - Substitute 35' Cable for Standard 15' Cable - ADD	69.00
	STA735	TADF6/TADF8 - Substitute 35' Cable for Standard 15' Cable - ADD	129.00
	STA745	TADF6/TADF8 - Substitute 45' Cable for Standard 15' Cable - ADD	189.00
	STA755	TADF6/TADF8 - Substitute 55' Cable for Standard 15' Cable - ADD	259.00
	STA835	TACF85/TANF65/TANF85 - Substitute 35' Cable for Standard 15' Cable - ADD	109.00
	STA845	TACF85/TANF65/TANF85 - Substitute 45' Cable for Standard 15' Cable - ADD	159.00
	STA855	TACF85/TANF65/TANF85 - Substitute 55' Cable for Standard 15' Cable - ADD	209.00
	STA935	TACF85**/TANF85** - Substitute 35' Cable for Standard 15' Cable - ADD	109.00
	STA945	TACF85**/TANF85** - Substitute 45' Cable for Standard 15' Cable - ADD	159.00
	STA955	TACF85**/TANF85** - Substitute 55' Cable for Standard 15' Cable - ADD	209.00

Tracer™ Series

Tracer™ Series, Super-LED® Light Array, SOLO™, DUO™ or TRIO™ Versions Available in a 1 to 6 Lamp Unit. Lighthoods and mounting ordered as Separate Line items.


	TCRHS1	1 Lamp Housing and TCRL* SOLO™ Lighthouse. "L" Bracket Mounting (2 Required) Purchased Separately	321.00
--	--------	---	--------

All models are 12 Volt D.C. only unless otherwise noted above. For other voltages contact factory.

* Replace symbol in model number with letter indicating lens color or LED color desired: A = Amber; B = Blue; C = Clear/White; R = Red; G = Green

Replace symbol in model number with letter indicating SPLIT lens or LED color desired: D = Red/Clear or White; E = Blue/Clear or White; F = Amber/Clear or White; H = Green/Clear or White; J = Red/Blue; K = Red/Amber; L = Red/Green; M = Blue/Amber † (to be discontinued, check availability) †† NCNR (special order, check availability, non-cancelable, non-returnable) ! Indicate length desired: 5 foot, 6 foot, 7 foot or 8 foot \$ Indicates Lower Price



↓  - NCNR (special order, non-cancelable, non-returnable, check availability). See "Made-To-Order" Statement on Table of Contents Page of this Price List.

MODEL	DESCRIPTION	LIST
TCRHS2	2 Lamp Housing and TCRL* SOLO™ Lighthead. "L" Bracket Mounting (3 Required) Purchased Separately	478.00
TCRHS3	3 Lamp Housing and TCRL* SOLO™ Lighthead. "L" Bracket Mounting (4 Required) Purchased Separately	631.00
TCRHS4	4 Lamp Housing and TCRL* SOLO™ Lighthead. "L" Bracket Mounting (5 Required) Purchased Separately	776.00
TCRHS5	5 Lamp Housing and TCRL* SOLO™ Lighthead. "L" Bracket Mounting (6 Required) or Vehicle Specific Mounting Purchased Separately	938.00
TCRHS6	6 Lamp Housing and TCRL* SOLO™ Lighthead. "L" Bracket Mounting (7 Required) or Vehicle Specific Mounting Purchased Separately	1091.00
TCRL*	SOLO™ Lighthead, Red, Blue, Amber, or White. No Charge When Ordered with the Appropriate Housing	
TCRHD1	1 Lamp Housing and TCRL** DUO™ Lighthead. "L" Bracket Mounting (2 Required) Purchased Separately	367.00
TCRHD2	2 Lamp Housing and TCRL** DUO™ Lighthead. "L" Bracket Mounting (3 Required) Purchased Separately	570.00
TCRHD3	3 Lamp Housing and TCRL** DUO™ Lighthead. "L" Bracket Mounting (4 Required) Purchased Separately	767.00
TCRHD4	4 Lamp Housing and TCRL** DUO™ Lighthead. "L" Bracket Mounting (5 Required) Purchased Separately	958.00
TCRHD5	5 Lamp Housing and TCRL** DUO™ Lighthead. "L" Bracket Mounting (6 Required) or Vehicle Specific Mounting Purchased Separately	1163.00
TCRHD6	6 Lamp Housing and TCRL** DUO™ Lighthead. "L" Bracket Mounting (7 Required) or Vehicle Specific Mounting Purchased Separately	1359.00
TCRL**	DUO™ Lighthead, Red, Blue, Amber and/or White. No Charge When Ordered with the Appropriate Housing	
TCRHT1	1 Lamp Housing and TCRL*** TRIO™ Lighthead. "L" Bracket Mounting (2 Required) Purchased Separately	414.00
TCRHT2	2 Lamp Housing and TCRL*** TRIO™ Lighthead. "L" Bracket Mounting (3 Required) Purchased Separately	661.00
TCRHT3	3 Lamp Housing and TCRL*** TRIO™ Lighthead. "L" Bracket Mounting (4 Required) Purchased Separately	902.00
TCRHT4	4 Lamp Housing and TCRL*** TRIO™ Lighthead. "L" Bracket Mounting (5 Required) Purchased Separately	1137.00
TCRHT5	5 Lamp Housing and TCRL*** TRIO™ Lighthead. "L" Bracket Mounting (6 Required) or Vehicle Specific Mounting Purchased Separately	1387.00
TCRHT6	6 Lamp Housing and TCRL*** TRIO™ Lighthead. "L" Bracket Mounting (7 Required) or Vehicle Specific Mounting Purchased Separately	1627.00
TCRLRBC	TRIO™ Lighthead, Red/Blue/White. No Charge When Ordered with the Appropriate Housing	
TCRLRBA	TRIO™ Lighthead, Red/Blue/Amber. No Charge When Ordered with the Appropriate Housing	
Options for Tracer™ Series, All SUVs and Pick Up Trucks must have Factory Running Boards.		
TCRB35	2015-2019 Dodge Charger Mounting Kit, for 5 Lamp Tracer™, Each	39.00
TCRB44	2015-2019 Dodge Durango, Running Board Mounting Kit, for 5 Lamp Tracer™, Each	40.00
TCRB42	2015-2018 Dodge Ram 1500 Crew Cab and Dodge Ram 1500 Classic Crew Cab, 2019, Running Board Mounting Kit, for 6 Lamp Tracer™, Each	48.00
TCRB45A	2015-2019 Chevy Silverado 1500 Crew Cab, Running Board Mounting Kit, for 6 Lamp Tracer™, Each	75.00
TCRB45	2009-2019 Chevy Tahoe Running Board Mounting Kit, for 5 Lamp Tracer™, Each	48.00
TCRB47	2015-2019 Ford F-150 SuperCrew, 2017-2019 Ford F-250/F-350 Crew Cab and 2018-2019 Ford Expedition SSV, Running Board Mounting Kit, for 6 Lamp Tracer™, Each	85.00
 TCRB39	† 2015-2016 Ford F-250/F-350 Crew Cab, Running Board Mounting Kit, for 6 Lamp Tracer™, Each	39.00
TCRB38	2013-2019 Ford Police Interceptor Sedan Mounting Kit, for 5 Lamp Tracer™, Each	48.00
TCRB34	2013-2019 Ford Police Interceptor Utility Running Board Mounting Kit, for 5 Lamp Tracer™, Each	40.00
TCRLBKT	1 "L" Bracket and Hardware, See Tracer™ Description for Quantity Required	10.50
TCRLBKT1	1 Single Mounting Bracket and Hardware for Front or Rear Mounting of the Tracer™ Series Under a Lightbar. See Tracer Description for Quantity Required. NOTE: Tracer length will Depend on Lightbar Length and Placement of Mounting Feet. Not for Use with Low Profile Mounting Feet.	10.50
TCRLBKT2	1 Dual Mounting Bracket and Hardware for Front and Rear Mounting of the Tracer™ Series Under a Lightbar. See Tracer Description for Quantity Required. NOTE: Tracer Length will Depend on Lightbar Length and Placement of Mounting Feet. Not for Use with Low Profile Mounting Feet.	10.50

Century™ Series Mini Lightbars

Century™ Series LED Mini Lightbars with Aluminum Base with Color Outer Dome, Unless Specified

MC11P*	11", Permanent Mount, Amber, Blue or Red	369.00
MC11M*	11", Magnetic Mount, Amber, Blue or Red	394.00
MC11S*	11", Stud Mount, Amber, Blue or Red	361.00



MC16P*	16", Permanent Mount, Amber, Blue or Red	403.00
MC16M*	16", Magnetic Mount, Amber, Blue or Red	455.00
MC16V*	16", Magnetic/Suction Mount, Amber, Blue or Red	450.00
MC16S*	16", Stud Mount, Amber, Blue or Red	412.00
MC16PJ	16", Permanent Mount, Driver Side Red, Passenger Side Blue with Clear Dome	403.00
MC16MJ	16", Magnetic Mount, Driver Side Red, Passenger Side Blue with Clear Dome	455.00
MC16VJ	16", Magnetic/Suction Mount, Driver Side Red, Passenger Side Blue with Clear Dome	450.00
MC16SJ	16", Stud Mount, Driver Side Red, Passenger Side Blue with Clear Dome	402.00
MC16PF	16", Permanent Mount, Driver Side Amber, Passenger Side White with Clear Dome	403.00
MC16MF	16", Magnetic Mount, Driver Side Amber, Passenger Side White with Clear Dome	441.00
MC16VF	16", Magnetic/Suction Mount, Driver Side Amber, Passenger Side White with Clear Dome	434.00
MC16SF	16", Stud Mount, Driver Side Amber, Passenger Side White with Clear Dome	402.00
MC23P*	23", Permanent Mount, Amber, Blue or Red	567.00
MC23M*	23", Magnetic Mount, Amber, Blue or Red	607.00
MC23V*	23", Magnetic/Suction Mount, Amber, Blue or Red	612.00
MC23S*	23", Stud Mount, Amber, Blue or Red	592.00

Mini Legacy™, Super-LED® Series Lightbars

Mini Legacy™ GT9 Series Lightbars, 19.31" Long, Includes Four Linear Super-LED® Corner Modules

GT9****P	Permanent Mount with 15' Cable, Amber, Blue, Red and/or White	1386.00
GT9****M	Magnetic Mount with Cigar Cord, Amber, Blue, Red and/or White	1386.00
GT9****V	Magnetic/Suction Mount with Cigar Cord, Amber, Blue, Red and/or White	1488.00
GSDS*	One Short Super-LED® Single Color Amber, Blue, Red or White	83.00
GTTS	Two Short Super-LED® Take-Down Lights, For Permanent Mount Only	148.00
GTA	Two Super-LED® Alley Lights, For Permanent Mount Only	148.00
GT TSA	Two Short Super-LED® Take-Down and Alley Lights, For Permanent Mount Only	285.00



Mini Liberty™ II SOLO™, Super-LED® Series Lightbars

Mini Liberty™ II IT9 Series Lightbars, 19.31" Long, Includes Four Linear Super-LED® Corner Modules

IT9****P	Permanent Mount with 15' Cable, Amber, Blue, Red and/or White	1219.00
IT9****M	Magnetic Mount with Cigar Cord, Amber, Blue, Red or White	1219.00
IT9****V	Magnetic/Suction Mount with Cigar Cord, Amber, Blue, Red or White	1321.00
IWDS*	One Single Color Short 3 Super-LED® Lighthouse, Amber, Blue, Red or White	120.00
ITTS	Two Short Super-LED® Take-Down Lights, For Permanent Mount Only	148.00
ITA	Two Super-LED® Alley Lights, For Permanent Mount Only	148.00
IT TSA	Two Short Super-LED® Take-Down and Alley Lights, For Permanent Mount Only	285.00



Responder® LP Series Mini Lightbars

Low Profile, Super-LED®. For Multiple Color Lightbars with Clear Outer Dome, Replace " " with an "S" and use Lighting Package R1\$\$\$00 for R1 Models and R2\$\$\$00 for R2 Models. Replace Symbol "\$" with the Number of Color LED Lighthoods Required (Maximum of Six). Order of Color is Red, Blue and Amber.

Responder® LP Series Lightbars, Polycarbonate Base, with Color Outer Dome Standard on Single Color Models.

R1LPP*	Six CON3™ Super-LED® Modules, Permanent Mount, Amber, Blue or Red	491.00
R1LPPF	Six CON3™ Super-LED® Modules, Permanent Mount, Driver Side Amber & Passenger Side White with Clear Dome	491.00
R1LPM*	Six CON3™ Super-LED® Modules, Magnetic Mount, Amber, Blue or Red	516.00
R1LPMF	Six CON3™ Super-LED® Modules, Magnetic Mount, Driver Side Amber & Passenger Side White with Clear Dome	516.00
R1LPV*	Six CON3™ Super-LED® Modules, Magnetic/Suction Mount, Amber, Blue or Red	539.00
R1LPVF	Six CON3™ Super-LED® Modules, Magnetic/Suction Mount, Driver Side Amber & Passenger Side White with Clear Dome	539.00
R2LPP*	Six LIN6™ Super-LED® Modules, Permanent Mount, Amber, Blue or Red	636.00
R2LPM*	Six LIN6™ Super-LED® Modules, Magnetic Mount, Amber, Blue or Red	659.00
R2LPV*	Six LIN6™ Super-LED® Modules, Magnetic/Suction Mount, Amber, Blue or Red	682.00

Responder® LP Series Lightbars, Aluminum Base, with Color Outer Dome Standard on Single Color Models.

R2LPHP*	Six LIN6™ Super-LED® Modules, Permanent Mount, Amber, Blue or Red	710.00
R2LPHM*	Six LIN6™ Super-LED® Modules, Magnetic Mount, Amber, Blue or Red	734.00
R2LPHV*	Six LIN6™ Super-LED® Modules, Magnetic/Suction Mount, Amber, Blue or Red	755.00
†† R2LPPA4	Six LIN6™ Super-LED® Modules, Permanent Mount, Amber, 24 VDC	636.00
†† R2LPMA4	Six LIN6™ Super-LED® Modules, Magnetic Mount, Amber, 24 VDC	659.00

Responder® LP DUO™ Series Lightbars, Polycarbonate Base, with Clear Outer Dome.

†† RDLPPAB	Six DUO™ Amber/Blue Super-LED® Modules, Permanent Mount	1132.00
------------	---	---------

Options for Multi-Color Responder® LP Series, Replace \$ with Number of Color LEDs Required (Maximum Six Modules). Order of colors is Red, Blue, Amber, For White Contact Factory For Pricing.

R1\$\$\$00	Six CON3™ Super-LED® Modules, Insert Color, No Charge When Ordered with R1 Split Color Models	
R2\$\$\$00	Six LIN6™ Super-LED® Modules, Insert Color, No Charge When Ordered with R2 Split Color Models	




Lightbars, Mini

All models are 12 Volt D.C. only unless otherwise noted above. For other voltages contact factory.

* Replace symbol in model number with letter indicating lens color or LED color desired: A = Amber; B = Blue; C = Clear/White; R = Red; G = Green

Replace symbol in model number with letter indicating SPLIT lens or LED color desired: D = Red/Clear or White; E = Blue/Clear or White; F = Amber/Clear or White; H = Green/Clear or White; J = Red/Blue; K = Red/Amber; L = Red/Green; M = Blue/Amber † (to be discontinued, check availability) †† NCNR (special order, check availability, non-cancelable, non-returnable) ! Indicate length desired: 5 foot, 6 foot, 7 foot or 8 foot \$ Indicates Lower Price

↓  - NCNR (special order, non-cancelable, non-returnable, check availability). See "Made-To-Order" Statement on Table of Contents Page of this Price List.

MODEL DESCRIPTION LIST

Responder® HD Series Mini Lightbars

Heavy-Duty Rotating and Super-LED®.

Responder® HD Series Lightbars

R10HDP*	Six Super-LED® Modules, Amber, Blue or Red, Permanent Mount	1281.00
R10HDM*	Six Super-LED® Modules, Amber, Blue or Red, Magnetic Mount	1306.00
R10HDV*	Six Super-LED® Modules, Amber, Blue or Red, Magnetic/Suction Cup Mount	1329.00
RDXMM90	90 lb. Pull Magnetic Mount Kit with Cord & Plug	51.00
INSTLRDX	Installation of RDXMM90 on Permanent Mount RHD Series	14.00



Mini Edge® Freedom® IV DYAD™ Series Lightbars

Mini Edge® Freedom® IV Super-LED® Series Lightbars, 21.5" Long (Unless Specified), Includes Four Corner Linear-LED® Modules. First and Second "" for Driver Side Front and Passenger Side Rear and Third and Fourth "" for Driver Side Rear and Passenger Side Front. Clear Outer Domes with Clear Dividers. Multiple Flash Patterns with Passenger Side Cable Exit, Specify LED Color Placement at Time of Order.

F4M****P	Permanent Mount, Amber, Blue, Red and/or White	1485.00
F4M****M	Magnetic Mount, Amber, Blue, Red and/or White	1485.00
F4B****P	23.29" Long, with Center Section, Permanent Mount, Amber, Blue, Red and/or White	1689.00
F4M*0*0F	Two Front Corner Facing Linear-LED®s, Permanent Mount, Amber, Blue, Red and/or White	1012.00
F4G*0*0F	23.29" Long, Two Front Corner Facing Linear-LED®s, Pre-wired for GTT Center Mounted Emitter, Purchased Separately, Permanent Mount, Red or White	1216.00



Options for Mini Edge® Freedom® IV Super-LED® Series Lightbars, Up to Two Front and Two Rear Inboard Modules. Take Down and Alleys for Permanent Mount Only

F4DL*	One Single Color Long 12 Super-LED® Lighthouse, Amber, Blue, Red or White	237.00
F4MA3	Two 3-LED Super-LED® Alley Lights, Includes Harnesses	169.00
F4MA6	Two 6-LED Super-LED® Alley Lights, Includes Harnesses	223.00
F4MTL6	Two 6-LED Super-LED® Long Take Down Lights, Includes Harnesses	223.00
F4MTATL3	Two 3-LED Super-LED® Alley Lights and Two 6-LED Super-LED® Long Take Down Lights, Includes Harnesses	323.00
F4MTATL6	Two 6-LED Super-LED® Alley Lights and Two 6-LED Super-LED® Long Take Down Lights, Includes Harnesses	375.00
F4795H	Installation (Pre-wired) of 795H in a Mini Freedom® IV Lightbar, No Charge when Purchased with a 795H Emitter, Center Mount Option Only	
F4MEND*	Color End Dome, For 21.5" Lightbar, When Purchased with a Lightbar, Add Each	29.00
F4MEND#	Color End Dome, For 21.5" Lightbar, with Clear Alley Window, When Purchased with a Lightbar, Add Each	29.00
F4MENDX	Smoked Dome for Mini Freedom® IV, When Purchased with a Lightbar, Add Each	10.50
F4DIVIDX	Smoked Divider, Add Each	10.50

Mini Freedom® IV Rota-Beam™ Series Lightbars

Mini Freedom® IV Rota-Beam™ Super-LED® Series Lightbars, 23.29" Long, First and Second "" for Driver Side Front and Passenger Side Rear and Third and Fourth "" for Driver Side Rear and Passenger Side Front. Clear Outer Domes with Clear Dividers. Multiple Flash Patterns with Passenger Side Cable Exit

R4B****P	Amber, Blue or Red	2965.00
R4B*0*0P	Front Facing, Amber, Blue or Red	2132.00

Mini Freedom® IV Rota-Beam™ Series Lightbars, Options

F4RB*	One Super-LED® Rota-Beam™ Module, Amber, Blue, Red or White, for Inboard Front or Rear	416.00
F4RDL*	One Single Color Long 12 Super-LED® DYAD™ Lighthouse, Amber, Blue, Red or White	237.00
R4BFLASH	Flasher for Front or Rear F4D*s, Purchased Separately. Up to Two per Bar. Each Front or Rear Flasher Controls up to Two Lights, for a Total of Four	104.00
R4BA3	Two 3-LED Super-LED® Alley Lights, Includes Harnesses	169.00
R4BA6	Two 6-LED Super-LED® Alley Lights, Includes Harnesses	223.00
F4RWA*	One Single Color Short 6 Super-LED® DYAD™ Lighthouse, Warning for Alley Light Position, Amber, Blue, Red or White	167.00
R4BTL6	Two 6-LED Super-LED® Long Take Down Lights, Includes Harnesses	223.00
R4B795H	Installation (Pre-wired) of 795H in a Mini Freedom® IV Rota-Beam™ Lightbar, No Charge when Purchased with a 795H Emitter, Center Mount Option Only	
R4BEND*	Color End Dome for 23.29" Lightbar with Center Section Only, When Purchased with a Lightbar, Add Each	29.00
R4BEND#	Color End Dome with Clear Alley Window, for 23.29" Lightbar with Center Section Only, When Purchased with a Lightbar, Add Each	29.00
R4BENDX	Smoked Dome for 23.29" Lightbar with Center Section Only, When Purchased with Lightbar, Add Each	10.50
F4DIVIDX	Smoked Divider, Add Each	10.50



Mini Justice® Series

Mini Justice® JY Series, Includes Four Linear6™ Corner Modules. Permanent Mount Models with 15' Cable.

MJY****P	Permanent Mount, Amber, Blue, Red and/or White	881.00
MJY****M	Magnetic Mount, Amber, Blue, Red and/or White	755.00
MJY****V	Magnetic/Suction Mount, Amber, Blue, Red and/or White	800.00

Options for Mini Justice® Series, Take-Down and Alley Lights for Permanent Mount Models Only.

JDC*	One CON3™, Amber, Blue, Red or White	104.00
JDH*	One LTR3™, Red, Blue and/or Amber. Only for use with Take-Down Lights	104.00
MJTDALL1	Four LR11 Super-LED®'s, Two Steady-Burn Take-Down and Two Steady-Burn Alley Lights with 15° Horizontal Adjustment. For Permanent Models Only	285.00



QuickFit, Bolt-On Mounting Platform Series

Black Powder Coated Aluminum Housing (For use with Whelen® Beacons, Responder® LP/HD's, Mini Century™, Mini Liberty™ II and Mini Legacy™. Mini Liberty™ II and Mini Legacy™ Require MK9S Mounting.)

QuickFit, Bolt-On Mounting Platform Series

QFFORD1	NEW Ford F-150 2015-2019 and F-250/F-350 Super Duty, 2017-2019	370.00
QFGM1	NEW Chevy Silverado 1500/2500/3500, 2016-2018	370.00
QFRAM1	NEW Dodge Ram 1500 2016-2018	370.00



Inner Edge® FST™ Series

Extra Low Profile Interior Lightbars, Includes Proclera® Silicone Optic Technology and Mounting Hardware.

Inner Edge® FST™ Low Current Switching SOLO™, Low Profile Series Lightbars, Upper Front Series with Proclera® Silicone Optics, Low Power, Scan-Lock™ Flash Patterns and Mounting Kit.

ISFL455	Chevy Tahoe/Suburban, 2017-2019, Chevy Silverado-1500/2500/3500, 2017-2018, Five Lamps, Upper Front Passenger Side Unit Only, with One LED Flashing/Take-Down	599.00
ISFL456	Chevy Tahoe/Suburban, 2017-2019, Chevy Silverado-1500/2500/3500, 2017-2018, Six Lamps, Upper Front Passenger Side Unit Only (No Take-Down)	599.00
ISFL45Z	Chevy Tahoe/Suburban, 2017-2019, Chevy Silverado-1500/2500/3500, 2017-2018, Ten Lamps, Upper Front Two Piece Unit, Individual Driver and Passenger Side Units, with Two LED Flashing/Take-Downs	1036.00
ISFL45X	Chevy Tahoe/Suburban, 2017-2019, Chevy Silverado-1500/2500/3500, 2017-2018, Twelve Lamps, Upper Front Two Piece Unit, Individual Driver and Passenger Side Units (No Take-Downs)	1036.00
ISFL355	Dodge Charger, 2018-2019, Five Lamps, Upper Front Passenger Side Unit Only, with One LED Flashing/Take-Down	599.00
ISFL356	Dodge Charger, 2018-2019, Six Lamps, Upper Front Passenger Side Unit Only (No Take-Down)	599.00
ISFL35Z	Dodge Charger, 2018-2019, Ten Lamps, Upper Front Two Piece Unit, Individual Driver and Passenger Side Units, with Two LED Flashing/Take-Downs	1036.00
ISFL35X	Dodge Charger, 2018-2019, Twelve Lamps, Upper Front Two Piece Unit, Individual Driver and Passenger Side Units (No Take-Downs)	1036.00
ISFL444	NEW Dodge Durango, 2018-2019, Four Lamps, Upper Front Passenger Side Unit Only, with One LED Flashing/Take-Down	569.00
ISFL445	NEW Dodge Durango, 2018-2019, Five Lamps, Upper Front Passenger Side Unit Only (No Take-Down)	569.00
ISFL448	NEW Dodge Durango, 2018-2019, Eight Lamps, Upper Front Two Piece Unit, Individual Driver and Passenger Side Units, with Two LED Flashing/Take-Down (Ten Lights Total)	976.00
ISFL44Z	NEW Dodge Durango, 2018-2019, Ten Lamps, Upper Front Two Piece Unit, Individual Driver and Passenger Side Units (No Take-Downs) (Ten Lights Total)	976.00
ISFL425	Dodge Ram 1500, 2018 and Dodge Ram 1500 Classic, 2019, Five Lamps, Upper Front Passenger Side Unit Only, with One LED Flashing/Take-Down	599.00
ISFL426	Dodge Ram 1500, 2018 and Dodge Ram 1500 Classic, 2019, Six Lamps, Upper Front Passenger Side Unit Only (No Take-Down)	599.00
ISFL42Z	Dodge Ram 1500, 2018 and Dodge Ram 1500 Classic, 2019, Ten Lamps, Upper Front Two Piece Unit, Individual Driver and Passenger Side Units, with Two LED Flashing/Take-Downs	1036.00
ISFL42X	Dodge Ram 1500, 2018 and Dodge Ram 1500 Classic, 2019, Twelve Lamps, Upper Front Two Piece Unit, Individual Driver and Passenger Side Units (No Take-Downs)	1036.00
ISFL345	Ford Police Interceptor Utility, 2016-2019, Five Lamps, Upper Front Passenger Side Unit Only, with One LED Flashing/Take-Down	599.00
ISFL346	Ford Police Interceptor Utility, 2016-2019, Six Lamps, Upper Front Passenger Side Unit Only (No Take-Down)	599.00
ISFL34Z	Ford Police Interceptor Utility, 2016-2019, Ten Lamps, Upper Front Two Piece Unit, Individual Driver and Passenger Side Units, with Two LED Flashing/Take-Downs	1036.00
ISFL34X	Ford Police Interceptor Utility, 2016-2019, Twelve Lamps, Upper Front Two Piece Unit, Individual Driver and Passenger Side Units (No Take-Downs)	1036.00
ISFL474	Ford F-150/F-250/F-350, 2017-2019, Four Lamps, Upper Front Passenger Side Unit Only, with One LED Flashing/Take-Down	569.00
ISFL475	Ford F-150/F-250/F-350, 2017-2019, Five Lamps, Upper Front Passenger Side Unit Only (No Take-Down)	569.00
ISFL478	Ford F-150/F-250/F-350, 2017-2019, Eight Lamps, Upper Front Two Piece Unit, Individual Driver and Passenger Side Units, with Two LED Flashing/Take-Downs (Ten Lights Total)	976.00




Lightbars

All models are 12 Volt D.C. only unless otherwise noted above. For other voltages contact factory.

* Replace symbol in model number with letter indicating lens color or LED color desired: A = Amber; B = Blue; C = Clear/White; R = Red; G = Green

Replace symbol in model number with letter indicating SPLIT lens or LED color desired: D = Red/Clear or White; E = Blue/Clear or White; F = Amber/Clear or White; H = Green/Clear or White; J = Red/Blue; K = Red/Amber; L = Red/Green; M = Blue/Amber † (to be discontinued, check availability) ‡ NCNR (special order, check availability, non-cancelable, non-returnable) ! Indicate length desired: 5 foot, 6 foot, 7 foot or 8 foot \$ Indicates Lower Price

↓  - NCNR (special order, non-cancelable, non-returnable, check availability). See "Made-To-Order" Statement on Table of Contents Page of this Price List.

MODEL	DESCRIPTION	LIST
ISFL47Z	Ford F-150/F-250/F-350, 2017-2019, Ten Lamps, Upper Front Two Piece Unit, Individual Driver and Passenger Side Units (No Take-Downs) (Ten Lights Total)	976.00
ISFL485	Ford Expedition, 2018-2019, Five Lamps, Upper Front Passenger Side Unit Only, with One LED Flashing/Take-Down	599.00
ISFL486	Ford Expedition, 2018-2019, Six Lamps, Upper Front Passenger Side Unit Only (No Take-Down)	599.00
ISFL48Z	Ford Expedition, 2018-2019, Ten Lamps, Upper Front Two Piece Unit, Individual Driver and Passenger Side Units, with Two LED Flashing/Take-Downs	1036.00
ISFL48X	Ford Expedition, 2018-2019, Twelve Lamps, Upper Front Two Piece Unit, Individual Driver and Passenger Side Units (No Take-Downs)	1036.00
ISFL434	Ford Fusion, 2017-2019, Four Lamps, Upper Front Passenger Side Unit Only, with One LED Flashing/Take-Down	569.00
ISFL435	Ford Fusion, 2017-2019, Five Lamps, Upper Front Passenger Side Unit Only (No Take-Down)	569.00
ISFL438	Ford Fusion, 2017-2019, Eight Lamps, Upper Front Two Piece Unit, Individual Driver and Passenger Side Units, with Two LED Flashing/Take-Downs (Ten Lights Total)	976.00
ISFL43Z	Ford Fusion, 2017-2019, Ten Lamps, Upper Front Two Piece Unit, Individual Driver and Passenger Side Units (No Take-Downs) (Ten Lights Total)	976.00
ISFL385	Ford Police Interceptor Sedan, 2017-2019, Five Lamps, Upper Front Passenger Side Unit Only, with One LED Flashing/Take-Down	599.00
ISFL386	Ford Police Interceptor Sedan, 2017-2019, Six Lamps, Upper Front Passenger Side Unit Only (No Take-Down)	599.00
ISFL38Z	Ford Police Interceptor Sedan, 2017-2019, Ten Lamps, Upper Front Two Piece Unit, Individual Driver and Passenger Side Units, with Two LED Flashing/Take-Downs	1036.00
ISFL38X	Ford Police Interceptor Sedan, 2017-2019, Twelve Lamps, Upper Front Two Piece Unit, Individual Driver and Passenger Side Units (No Take-Downs)	1036.00
ISS*	One SOLO™ Lighthouse for FST™ and RST™ Series, No Charge When Ordered with Inner Edge® Tray	
Inner Edge® FST™ WeCan®, SOLO™, DUO™ and TRIO™, Low Profile Series Lightbars, Upper Front Series with Proclera® Silicone Optics, Low Power, Scan-Lock™ Flash Patterns and Mounting Kit. (Additional Charge for DUO™ and TRIO™ Lighthouses)		
ISFW455	Chevy Tahoe/Suburban, 2017-2019, Chevy Silverado-1500/2500/3500, 2017-2018, Five Lamps, Upper Front Passenger Side Unit Only, with One LED Flashing/Take-Down	699.00
ISFW456	Chevy Tahoe/Suburban, 2017-2019, Chevy Silverado-1500/2500/3500, 2017-2018, Six Lamps, Upper Front Passenger Side Unit Only (No Take-Down)	699.00
ISFW45Z	Chevy Tahoe/Suburban, 2017-2019, Chevy Silverado-1500/2500/3500, 2017-2018, Ten Lamps, Upper Front Two Piece Unit, Individual Driver and Passenger Side Units, with Two LED Flashing/Take-Downs	1136.00
ISFW45X	Chevy Tahoe/Suburban, 2017-2019, Chevy Silverado-1500/2500/3500, 2017-2018, Twelve Lamps, Upper Front Two Piece Unit, Individual Driver and Passenger Side Units (No Take-Downs)	1136.00
ISFW355	Dodge Charger, 2018-2019, Five Lamps, Upper Front Passenger Side Unit Only, with One LED Flashing/Take-Down	699.00
ISFW356	Dodge Charger, 2018-2019, Six Lamps, Upper Front Passenger Side Unit Only (No Take-Down)	699.00
ISFW35Z	Dodge Charger, 2018-2019, Ten Lamps, Upper Front Two Piece Unit, Individual Driver and Passenger Side Units, with Two LED Flashing/Take-Downs	1136.00
ISFW35X	Dodge Charger, 2018-2019, Twelve Lamps, Upper Front Two Piece Unit, Individual Driver and Passenger Side Units (No Take-Downs)	1136.00
ISFW444	NEW Dodge Durango, 2018-2019, Four Lamps, Upper Front Passenger Side Unit Only, with One LED Flashing/Take-Down	669.00
ISFW445	NEW Dodge Durango, 2018-2019, Five Lamps, Upper Front Passenger Side Unit Only (No Take-Down)	669.00
ISFW448	NEW Dodge Durango, 2018-2019, Eight Lamps, Upper Front Two Piece Unit, Individual Driver and Passenger Side Units, with Two LED Flashing/Take-Down (Ten Lights Total)	1106.00
ISFW44Z	NEW Dodge Durango, 2018-2019, Ten Lamps, Upper Front Two Piece Unit, Individual Driver and Passenger Side Units (No Take-Downs) (Ten Lights Total)	1106.00
ISFW425	Dodge Ram 1500, 2018 and Dodge Ram 1500 Classic, 2019, Five Lamps, Upper Front Passenger Side Unit Only, with One LED Flashing/Take-Down	699.00
ISFW426	Dodge Ram 1500, 2018 and Dodge Ram 1500 Classic, 2019, Six Lamps, Upper Front Passenger Side Unit Only (No Take-Down)	699.00
ISFW42Z	Dodge Ram 1500, 2018 and Dodge Ram 1500 Classic, 2019, Ten Lamps, Upper Front Two Piece Unit, Individual Driver and Passenger Side Units, with Two LED Flashing/Take-Downs	1136.00
ISFW42X	Dodge Ram 1500, 2018 and Dodge Ram 1500 Classic, 2019, Twelve Lamps, Upper Front Two Piece Unit, Individual Driver and Passenger Side Units (No Take-Downs)	1136.00
ISFW345	Ford Police Interceptor Utility, 2016-2019, Five Lamps, Upper Front Passenger Side Unit Only, with One LED Flashing/Take-Down	699.00
ISFW346	Ford Police Interceptor Utility, 2016-2019, Six Lamps, Upper Front Passenger Side Unit Only (No Take-Down)	699.00
ISFW34Z	Ford Police Interceptor Utility, 2016-2019, Ten Lamps, Upper Front Two Piece Unit, Individual Driver and Passenger Side Units, with Two LED Flashing/Take-Downs	1136.00



ISFW34X	Ford Police Interceptor Utility, 2016-2019, Twelve Lamps, Upper Front Two Piece Unit, Individual Driver and Passenger Side Units (No Take-Downs)	1136.00
ISFW474	Ford F-150/F-250/F-350, 2017-2019, Four Lamps, Upper Front Passenger Side Unit Only, with One LED Flashing/Take-Down	669.00
ISFW475	Ford F-150/F-250/F-350, 2017-2019, Five Lamps, Upper Front Passenger Side Unit Only (No Take-Down)	669.00
ISFW478	Ford F-150/F-250/F-350, 2017-2019, Eight Lamps, Upper Front Two Piece Unit, Individual Driver and Passenger Side Units, with Two LED Flashing/Take-Downs (Ten Lights Total)	1106.00
ISFW47Z	Ford F-150/F-250/F-350, 2017-2019, Ten Lamps, Upper Front Two Piece Unit, Individual Driver and Passenger Side Units (No Take-Downs) (Ten Lights Total)	1106.00
ISFW485	Ford Expedition, 2018-2019, Five Lamps, Upper Front Passenger Side Unit Only, with One LED Flashing/Take-Down	699.00
ISFW486	Ford Expedition, 2018-2019, Six Lamps, Upper Front Passenger Side Unit Only (No Take-Down)	699.00
ISFW48Z	Ford Expedition, 2018-2019, Ten Lamps, Upper Front Two Piece Unit, Individual Driver and Passenger Side Units, with Two LED Flashing/Take-Downs	1136.00
ISFW48X	Ford Expedition, 2018-2019, Twelve Lamps, Upper Front Two Piece Unit, Individual Driver and Passenger Side Units (No Take-Downs)	1136.00
ISFW434	Ford Fusion, 2017-2019, Four Lamps, Upper Front Passenger Side Unit Only, with One LED Flashing/Take-Down	669.00
ISFW435	Ford Fusion, 2017-2019, Five Lamps, Upper Front Passenger Side Unit Only (No Take-Down)	669.00
ISFW438	Ford Fusion, 2017-2019, Eight Lamps, Upper Front Two Piece Unit, Individual Driver and Passenger Side Units, with Two LED Flashing/Take-Downs (Ten Lights Total)	1106.00
ISFW43Z	Ford Fusion, 2017-2019, Ten Lamps, Upper Front Two Piece Unit, Individual Driver and Passenger Side Units (No Take-Downs) (Ten Lights Total)	1106.00
ISFW385	Ford Police Interceptor Sedan, 2017-2019, Five Lamps, Upper Front Passenger Side Unit Only, with One LED Flashing/Take-Down	669.00
ISFW386	Ford Police Interceptor Sedan, 2017-2019, Six Lamps, Upper Front Passenger Side Unit Only (No Take-Down)	669.00
ISFW38Z	Ford Police Interceptor Sedan, 2017-2019, Ten Lamps, Upper Front Two Piece Unit, Individual Driver and Passenger Side Units, with Two LED Flashing/Take-Downs	1136.00
ISFW38X	Ford Police Interceptor Sedan, 2017-2019, Twelve Lamps, Upper Front Two Piece Unit, Individual Driver and Passenger Side Units (No Take-Downs)	1136.00
ISS*	One SOLO™ Lighthead for FST™ and RST™ Series, No Charge When Ordered with Inner Edge® Tray	
ISD#	One DUO™ Lighthead for FST™ and RST™, For WeCan® Series Only, Price Available When Ordered with Inner Edge® Tray	48.00
ISTRBA	One TRIO™ Lighthead, Red/Blue/Amber, For WeCan® Series Only, Price Available When Ordered with Inner Edge® Tray	96.00
ISTRCA	One TRIO™ Lighthead, Red/White/Amber, For WeCan® Series Only, Price Available When Ordered with Inner Edge® Tray	96.00
ISTBCA	One TRIO™ Lighthead, Blue/White/Amber, For WeCan® Series Only, Price Available When Ordered with Inner Edge® Tray	96.00
ISTRBC	One TRIO™ Lighthead, Red/Blue/White, For WeCan® Series Only, Price Available When Ordered with Inner Edge® Tray	96.00
DELWCCP	Delete WeCan® Control Point (DEDUCT)	39.00

Inner Edge® XLP, Extra Low Profile Series Lightbars

Interior Lightbar, Include Super-LED® Lightheads and Mounting Hardware.

Inner Edge® XLP, Extra Low Profile Series Lightbars, 3-LED Upper Front Series, Low Current Switching, Includes Removable Lens for a Spot Pattern, Low Power, Scan-Lock™ Flash Patterns and Mounting Kit. Replace # with Number of Color LEDs Required. Order of colors is Red, Blue, Amber or White.

IX45UF5P	Chevy Tahoe/Suburban, 2015-2019, Chevy Silverado-1500/2500/3500, 2014-2018 Five 3-LED Lamps, Upper Front Passenger Side Unit Only, with One LED Flashing/Take-Down	611.00
IX45UF6P	Chevy Tahoe/Suburban, 2015-2019, Chevy Silverado-1500/2500/3500, 2014-2018 Six 3-LED Lamps, Upper Front Passenger Side Unit Only (No Take-Down)	611.00
IX45UFZ	Chevy Tahoe/Suburban, 2015-2019, Chevy Silverado-1500/2500/3500, 2014-2018 Ten 3-LED Lamps, Upper Front Unit, Two Piece, Individual Driver and Passenger Side Units, with Two LED Flashing/Take-Downs	1057.00
IX45UFX	Chevy Tahoe/Suburban, 2015-2019, Chevy Silverado-1500/2500/3500, 2014-2018 Twelve 3-LED Lamps, Upper Front Unit, Two Piece, Individual Driver and Passenger Side Units, (No Take-Downs)	1057.00
IX35UF5P	Dodge Charger, 2011-2019, Five 3-LED Lamps, Upper Front Passenger Side Unit Only, with One LED Flashing/Take-Down	611.00
IX35UF6P	Dodge Charger, 2011-2019, Six 3-LED Lamps, Upper Front Passenger Side Unit Only, (No Take-Down)	611.00
IX35UFZ	Dodge Charger, 2011-2019, Ten 3-LED Lamps, Upper Front Two Piece Unit, Individual Driver and Passenger Side Units, with Two LED Flashing/Take-Downs	1057.00
IX35UFX	Dodge Charger, 2011-2019, Twelve 3-LED Lamps, Upper Front Two Piece Unit, Individual Driver and Passenger Side Units (No Take-Downs)	1057.00
†† IX44UF5P	Dodge Durango 2013-2019, Five 3-LED Lamps, Upper Front Passenger Side Unit Only, with One LED Flashing/Take-Down	611.00



Lightbars

All models are 12 Volt D.C. only unless otherwise noted above. For other voltages contact factory.

* Replace symbol in model number with letter indicating lens color or LED color desired: A = Amber; B = Blue; C = Clear/White; R = Red; G = Green

Replace symbol in model number with letter indicating SPLIT lens or LED color desired: D = Red/Clear or White; E = Blue/Clear or White; F = Amber/Clear or White; H = Green/Clear or White, J = Red/Blue; K = Red/Amber; L = Red/Green; M = Blue/Amber † (to be discontinued, check availability) †† NCNR (special order, check availability, non-cancelable, non-returnable) ! Indicate length desired: 5 foot, 6 foot, 7 foot or 8 foot \$ Indicates Lower Price

AUTOMOTIVE LIST PRICE

No. PL19.0WL-Rev.1

EFFECTIVE: December 20, 2018 VOID: June 27, 2019

↓ †† - NCNR (special order, non-cancelable, non-returnable, check availability). See "Made-To-Order" Statement on Table of Contents Page of this Price List.

MODEL	DESCRIPTION	LIST
†† IX44UF6P	Dodge Durango 2013-2019, Six 3-LED Lamps, Upper Front Passenger Side Unit Only, (No Take-Down)	611.00
†† IX44UFZ	Dodge Durango 2013-2019, Ten 3-LED Lamps, Upper Front Two Piece Unit, Individual Driver and Passenger Side Units, with Two LED Flashing/Take-Downs	1057.00
†† IX44UFX	Dodge Durango 2013-2019, Twelve 3-LED Lamps, Upper Front Two Piece Unit, Individual Driver and Passenger Side Units (No Take-Downs)	1057.00
IX42UF5P	Dodge Ram 1500 and Dodge Ram 1500 Classic, 2019, 2011-2018, Five 3-LED Lamps, Upper Front Passenger Side Unit Only, with One LED Flashing/Take-Down	611.00
IX42UF6P	Dodge Ram 1500 and Dodge Ram 1500 Classic, 2019, 2011-2018, Six 3-LED Lamps, Upper Front Passenger Side Unit Only (No Take-Down)	611.00
IX42UFZ	Dodge Ram 1500 and Dodge Ram 1500 Classic, 2019, 2011-2018, Ten 3-LED Lamps, Upper Front Two Piece Unit, Individual Driver and Passenger Side Units, with Two LED Flashing/Take-Downs	1057.00
IX42UFX	Dodge Ram 1500, 2011-2018 and Dodge Ram 1500 Classic, 2019, Twelve 3-LED Lamps, Upper Front Two Piece Unit, Individual Driver and Passenger Side Units (No Take-Downs)	1057.00
IX34UF5P	Ford Police Interceptor Utility, 2013-2019, Five 3-LED Lamps, Upper Front Passenger Side Unit Only, with One LED Flashing/Take-Down	611.00
IX34UF6P	Ford Police Interceptor Utility, 2013-2019, Six 3-LED Lamps, Upper Front Passenger Side Unit Only (No Take-Down)	611.00
IX34UFZ	Ford Police Interceptor Utility, 2013-2019, Ten 3-LED Lamps, Upper Front Two Piece Unit, Individual Driver and Passenger Side Units, with Two LED Flashing/Take-Downs	1057.00
IX34UFX	Ford Police Interceptor Utility, 2013-2019, Twelve 3-LED Lamps, Upper Front Two Piece Unit, Individual Driver and Passenger Side Units (No Take-Downs)	1057.00
IX47UF5P	Ford F-150, 2015-2019, Ford F-250/F-350, 2017-2019, Five 3-LED Lamps, Upper Front Passenger Side Unit Only, with One LED Flashing/Take-Down	611.00
IX47UF6P	Ford F-150, 2015-2019, Ford F-250/F-350, 2017-2019, Six 3-LED Lamps, Upper Front Passenger Side Unit Only (No Take-Down)	611.00
IX47UFZ	Ford F-150, 2015-2019, Ford F-250/F-350, 2017-2019, Ten 3-LED Lamps, Upper Front Two Piece Unit, Individual Driver and Passenger Side Units, with Two LED Flashing/Take-Downs	1057.00
IX47UFX	Ford F-150, 2015-2019, Ford F-250/F-350, 2017-2019, Twelve 3-LED Lamps, Upper Front Two Piece Unit, Individual Driver and Passenger Side Units (No Take-Downs)	1057.00
IX43UF5P	Ford Fusion, 2013-2019, Five 3-LED Lamps, Upper Front Passenger Side Unit Only, with One LED Flashing/Take-Down	611.00
IX43UF6P	Ford Fusion, 2013-2019, Six 3-LED Lamps, Upper Front Passenger Side Unit Only (No Take-Down)	611.00
IX43UFZ	Ford Fusion, 2013-2019, Ten 3-LED Lamps, Upper Front Two Piece Unit, Individual Driver and Passenger Side Units, with Two LED Flashing/Take-Downs	1057.00
IX43UFX	Ford Fusion, 2013-2019, Twelve 3-LED Lamps, Upper Front Two Piece Unit, Individual Driver and Passenger Side Units (No Take-Downs)	1057.00
IX38UF5P	Ford Police Interceptor Sedan, 2013-2019, Five 3-LED Lamps, Upper Front Passenger Side Unit Only, with One LED Flashing/Take-Down	611.00
IX38UF6P	Ford Police Interceptor Sedan, 2013-2019, Six 3-LED Lamps, Upper Front Passenger Side Unit (No Take-Down)	611.00
IX38UFZ	Ford Police Interceptor Sedan, 2013-2019, Ten 3-LED Lamps, Upper Front Unit, Two Piece, Individual Driver and Passenger Side Units, with Two LED Flashing/Take-Downs	1057.00
IX38UFX	Ford Police Interceptor Sedan, 2013-2019, Twelve 3-LED Lamps, Upper Front Unit, Two Piece, Individual Driver and Passenger Side Units (No Take-Downs)	1057.00
IX39UF5P	Ford F-250/F-350, 2012-2016, Five 3-LED Lamps, Upper Front Passenger Side Unit Only, with One LED Flashing/Take-Down	611.00
IX39UF6P	Ford F-250/F-350, 2012-2016, Six 3-LED Lamps, Upper Front Passenger Side Unit Only (No Take-Downs)	611.00
IX39UFZ	Ford F-250/F-350, 2012-2016, Ten 3-LED Lamps, Upper Front Two Piece Unit, Individual Driver and Passenger Side Units, with Two LED Flashing/Take-Down	1057.00
IX39UFX	Ford F-250/F-350, 2012-2016, Twelve 3-LED Lamps, Upper Front Two Piece Unit, Individual Driver and Passenger Side Units (No Take-Downs)	1057.00
IX48UF5P	NEW Ford Expedition, 2018-2019, Five 3-LED Lamps, Upper Front Passenger Side Unit Only, with One LED Flashing/Take-Down	611.00
IX48UF6P	NEW Ford Expedition, 2018-2019, Six 3-LED Lamps, Upper Front Passenger Side Unit (No Take-Down)	611.00
IX48UFZ	NEW Ford Expedition, 2018-2019, Ten 3-LED Lamps, Upper Front Unit, Two Piece, Individual Driver and Passenger Side Units, with Two LED Flashing/Take-Downs	1057.00
IX48UFX	NEW Ford Expedition, 2018-2019, Twelve 3-LED Lamps, Upper Front Unit, Two Piece, Individual Driver and Passenger Side Units (No Take-Downs)	1057.00
IX08UF5P	† Ford Expedition, 2013-2017, Five 3-LED Lamps, Upper Front Passenger Side Unit Only, with One LED Flashing/Take-Down	611.00
IX08UF6P	† Ford Expedition, 2013-2017, Six 3-LED Lamps, Upper Front Passenger Side Unit (No Take-Down)	611.00

IX08UFZ	† Ford Expedition, 2013-2017, Ten 3-LED Lamps, Upper Front Unit, Two Piece, Individual Driver and Passenger Side Units, with Two LED Flashing/Take-Downs	1057.00
IX08UFX	† Ford Expedition, 2013-2017, Twelve 3-LED Lamps, Upper Front Unit, Two Piece, Individual Driver and Passenger Side Units (No Take-Downs)	1057.00
IXD\$\$\$0	Extra Low Profile 3-LED Lamps. Replace \$ with Number of each Color of LED Lighthouse, No Charge When Ordered with Extra Low-Profile Inner Edge®, Driver Side	
IXP\$\$\$0	Extra Low Profile 3-LED Lamps. Replace \$ with Number of each Color of LED Lighthouse, No Charge When Ordered with Extra Low-Profile Inner Edge®, Passenger Side	

Inner Edge® XLP WeCan® DUO+™, Extra Low Profile Series Lightbars, 6-LED Upper Front Series, Low Current Switching, Low Power, Scan-Lock™ Flash Patterns and Mounting Kit. Replace \$ with Number of DUO+™ Color LEDs Required, White is the Default Second Color. Order of colors is Red/White, Blue/White or Amber/White.

IW45UF6P	Chevy Tahoe/Suburban, 2015-2019, Chevy Silverado-1500/2500/3500, 2014-2018, Six 6-LED DUO™ Lamps, Upper Front Passenger Side Unit Only	1008.00
IW45UFX	Chevy Tahoe/Suburban, 2015-2019, Chevy Silverado-1500/2500/3500, 2014-2018, Twelve 6-LED DUO™ Lamps, Upper Front Unit, Two Piece, Individual Driver and Passenger Side Units	1804.00
IW35UF6P	Dodge Charger, 2011-2019, Six 6-LED DUO™ Lamps, Upper Front Passenger Side Unit Only	1008.00
IW35UFX	Dodge Charger, 2011-2019, Twelve 6-LED DUO™ Lamps, Upper Front Two Piece Unit, Individual Driver and Passenger Side Units	1804.00
IW44UF6P	Dodge Durango 2013-2019, Six 6-LED DUO™ Lamps, Upper Front Passenger Side Unit Only	1008.00
IW44UFX	Dodge Durango 2013-2019, Twelve 6-LED DUO™ Lamps, Upper Front Two Piece Unit, Individual Driver and Passenger Side Units	1804.00
IW42UF6P	Dodge Ram, 2011-2018 and Dodge Ram 1500 Classic, 2019, Six 6-LED DUO™ Lamps, Upper Front Passenger Side Unit Only	1008.00
IW42UFX	Dodge Ram, 2011-2018 and Dodge Ram 1500 Classic, 2019, Twelve 6-LED DUO™ Lamps, Upper Front Two Piece Unit, Individual Driver and Passenger Side Units	1804.00
IW34UF6P	Ford Police Interceptor Utility, 2013-2019, Six 6-LED DUO™ Lamps, Upper Front Passenger Side Unit Only	1008.00
IW34UFX	Ford Police Interceptor Utility, 2013-2019, Twelve 6-LED DUO™ Lamps, Upper Front Two Piece Unit, Individual Driver and Passenger Side Units	1804.00
IW47UF6P	Ford F-150, 2015-2019, Ford F-250/F-350, 2017-2019, Six 6-LED DUO™ Lamps, Upper Front Passenger Side Unit Only	1008.00
IW47UFX	Ford F-150, 2015-2019, Ford F-250/F-350, 2017-2019, Twelve 6-LED DUO™ Lamps, Upper Front Two Piece Unit, Individual Driver and Passenger Side Units	1804.00
†† IW43UF6P	Ford Fusion, 2013-2019, Six 6-LED DUO™ Lamps, Upper Front Passenger Side Unit Only	1008.00
†† IW43UFX	Ford Fusion, 2013-2019, Twelve 6-LED DUO™ Lamps, Upper Front Two Piece Unit, Individual Driver and Passenger Side Units	1804.00
IW38UF6P	Ford Police Interceptor Sedan, 2013-2019, Six 6-LED DUO™ Lamps, Upper Front Passenger Side Unit Only	1008.00
IW38UFX	Ford Police Interceptor Sedan, 2013-2019, Twelve 6-LED DUO™ Lamps, Upper Front Unit, Two Piece, Individual Driver and Passenger Side Units	1804.00
IW39UF6P	Ford F-250/F-350, 2012-2016, Six 6-LED DUO™ Lamps, Upper Front Passenger Side Unit Only	1008.00
IW39UFX	Ford F-250/F-350, 2012-2016, Twelve 6-LED DUO™ Lamps, Upper Front Two Piece Unit, Individual Driver and Passenger Side Units	1804.00
IW48UF6P	NEW Ford Expedition, 2018-2019, Six 6-LED DUO™ Lamps, Upper Front Passenger Side Unit Only	1008.00
IW48UFX	NEW Ford Expedition, 2018-2019, Twelve 6-LED DUO™ Lamps, Upper Front Unit, Two Piece, Individual Driver and Passenger Side Units	1804.00
IW08UF6P	† Ford Expedition, 2013-2017, Six 6-LED DUO™ Lamps, Upper Front Passenger Side Unit Only	1008.00
IW08UFX	† Ford Expedition, 2013-2017, Twelve 6-LED DUO™ Lamps, Upper Front Unit, Two Piece, Individual Driver and Passenger Side Units	1804.00
IWD\$\$\$00	Extra Low Profile 6-LED DUO™ Lamps, Replace \$ with Number of Each DUO™ Color lighthouse, No Charge When Ordered with Extra Low Profile DUO™ Inner Edge, Order of Colors is Red/White, Blue/White and Amber/White, Driver Side	
IWP\$\$\$0	Extra Low Profile 6-LED DUO™ Lamps, Replace \$ with Number of Each DUO™ Color lighthouse, No Charge When Ordered with Extra Low Profile DUO™ Inner Edge, Order of Colors is Red/White, Blue/White and Amber/White, Passenger Side	

Inner Edge® XLP Low Current, DUO+™, Interior Lightbar, Include Super-LED® Lighthouses and Mounting Hardware. Inner Edge® XLP DUO+™, Extra Low Profile Series Lightbars, 6-LED Upper Front Series, Low Current Switching, Low Power, Scan-Lock™ Flash Patterns and Mounting Kit. Replace \$\$ with Number of DUO+™ Color LEDs Required, White is the Default Second Color. Order of colors is Red/White, Blue/White or Amber/White


ID45UF6P	Chevy Tahoe/Suburban, 2015-2019, Chevy Silverado-1500/2500/3500, 2014-2018, Six 6-LED DUO™ Lamps, Upper Front Passenger Side Unit Only	902.00
ID45UFX	Chevy Tahoe/Suburban, 2015-2019, Chevy Silverado-1500/2500/3500, 2014-2018, Twelve 6-LED DUO™ Lamps, Upper Front Unit, Two Piece, Individual Driver and Passenger Side Units	1698.00
ID35UF6P	Dodge Charger, 2011-2019, Six 6-LED DUO™ Lamps, Upper Front Passenger Side Unit Only	902.00
ID35UFX	Dodge Charger, 2011-2019, Twelve 6-LED DUO™ Lamps, Upper Front Two Piece Unit, Individual Driver and Passenger Side Units	1698.00
ID44UF6P	Dodge Durango, 2011-2019, Six 6-LED DUO™ Lamps, Upper Front Passenger Side Unit Only	902.00
ID44UFX	Dodge Durango, 2011-2019, Twelve 6-LED DUO™ Lamps, Upper Front Two Piece Unit, Individual Driver and Passenger Side Units	1698.00
ID42UF6P	Dodge Ram 1500, 2011-2018 and Dodge Ram 1500 Classic, 2019, Six 6-LED DUO™ Lamps, Upper Front Passenger Side Unit Only	902.00

All models are 12 Volt D.C. only unless otherwise noted above. For other voltages contact factory.

* Replace symbol in model number with letter indicating lens color or LED color desired: **A** = Amber; **B** = Blue; **C** = Clear/White; **R** = Red; **G** = Green

Replace symbol in model number with letter indicating SPLIT lens or LED color desired: **D** = Red/Clear or White; **E** = Blue/Clear or White; **F** = Amber/Clear or White; **H** = Green/Clear or White; **J** = Red/Blue; **K** = Red/Amber; **L** = Red/Green; **M** = Blue/Amber **†** (to be discontinued, check availability) **††** NCNR (special order, check availability, non-cancelable, non-returnable) **!** Indicate length desired: 5 foot, 6 foot, 7 foot or 8 foot **\$** Indicates Lower Price



↓  - NCNR (special order, non-cancelable, non-returnable, check availability). See "Made-To-Order" Statement on Table of Contents Page of this Price List.

MODEL	DESCRIPTION	LIST
ID42UFX	Dodge Ram 1500, 2011-2018 and Dodge Ram 1500 Classic, 2019, Twelve 6-LED DUO™ Lamps, Upper Front Two Piece Unit, Individual Driver and Passenger Side Units	1698.00
ID34UF6P	Ford Police Interceptor Utility, 2013-2019, Six 6-LED DUO™ Lamps, Upper Front Passenger Side Unit Only	902.00
ID34UFX	Ford Police Interceptor Utility, 2013-2019, Twelve 6-LED DUO™ Lamps, Upper Front Two Piece Unit, Individual Driver and Passenger Side Units	1698.00
ID47UF6P	Ford F-150, 2015-2019, Ford F-250/F-350, 2017-2019, Six 6-LED DUO™ Lamps, Upper Front Passenger Side Unit Only	902.00
ID47UFX	Ford F-150, 2015-2019, Ford F-250/F-350, 2017-2019, Twelve 6-LED DUO™ Lamps, Upper Front Two Piece Unit, Individual Driver and Passenger Side Units	1698.00
ID43UF6P	Ford Fusion, 2013-2019, Six 6-LED DUO™ Lamps, Upper Front Passenger Side Unit Only	902.00
ID43UFX	Ford Fusion, 2013-2019, Twelve 6-LED DUO™ Lamps, Upper Front Two Piece Unit, Individual Driver and Passenger Side Units	1698.00
ID38UF6P	Ford Police Interceptor Sedan, 2013-2019, Six 6-LED DUO™ Lamps, Upper Front Unit	902.00
ID38UFX	Ford Police Interceptor Sedan, 2013-2019, Twelve 6-LED DUO™ Lamps, Upper Front Unit, Two Piece, Individual Driver and Passenger Side Units	1698.00
ID39UF6P	Ford F-250/F-350, 2012-2016, Six 6-LED DUO™ Lamps, Upper Front Passenger Side Unit Only	902.00
ID39UFX	Ford F-250/F-350, 2012-2016, Twelve 6-LED DUO™ Lamps, Twelve 6-LED DUO™ Lamps, Upper Front Two Piece Unit, Individual Driver and Passenger Side Units	1698.00
ID48UF6P	NEW Ford Expedition, 2018-2019, Six 6-LED DUO™ Lamps, Upper Front Passenger Side Unit Only	902.00
ID48UFX	NEW Ford Expedition, 2018-2019, Twelve 6-LED DUO™ Lamps, Upper Front Unit, Two Piece, Individual Driver and Passenger Side Units	1698.00
ID08UF6P	† Ford Expedition, 2013-2017, Six 6-LED DUO™ Lamps, Upper Front Passenger Side Unit Only	902.00
ID08UFX	† Ford Expedition, 2013-2017, Twelve 6-LED DUO™ Lamps, Upper Front Unit, Two Piece, Individual Driver and Passenger Side Units	1698.00
IWD\$\$\$00	Extra Low Profile 6-LED DUO™ Lamps, Replace \$ with Number of Each DUO™ Color lighthouse, No Charge When Ordered with Extra Low Profile DUO™ Inner Edge®, Order of Colors are Red/White, Blue/White and Amber/White, Driver Side	
IWP\$\$\$00	Extra Low Profile 6-LED DUO™ Lamps, Replace \$ with Number of Each DUO™ Color lighthouse, No Charge When Ordered with Extra Low Profile DUO™ Inner Edge®, Order of Colors are Red/White, Blue/White and Amber/White, Passenger Side	

Inner Edge® RST™ Series

Inner Edge® RST™ Series, Rear Facing Super-LED® Lightbars with Proclera® Silicone Optics, Eight, Ten or Twelve Lamp Arrays in SOLO™, DUO™ or TRIO™ Technology. (Additional Charge for DUO™ and TRIO™ Lighthoods)

ITRAYL8	8 Lamp Tray, Low Current, Choose 8 SOLO™ Lighthoods and Vehicle Specific Housing and Mount	1019.00
ITRAYL10	10 Lamp Tray, Low Current, Choose 10 SOLO™ Lighthoods and Vehicle Specific Housing and Mount	1121.00
ITRAYL12	12 Lamp Tray, Low Current, Choose 12 SOLO™ Lighthoods and Vehicle Specific Housing and Mount, For Use in Dodge Charger and Ford Police Interceptor Sedans Only	1325.00
ITRAYW8	8 Lamp Tray, WeCan®, Choose 8 SOLO™, DUO™ or TRIO™ Lighthoods and Vehicle Specific Housing and Mount	1119.00
ITRAYW10	10 Lamp Tray, WeCan®, Choose 10 SOLO™, DUO™ or TRIO™ Lighthoods and Vehicle Specific Housing and Mount	1221.00
ITRAYW12	12 Lamp Tray, WeCan®, Choose 12 SOLO™, DUO™ or TRIO™ Lighthoods and Vehicle Specific Housing and Mount, For Use in Dodge Charger and Ford Police Interceptor Sedans Only	1425.00
ISS*	One SOLO™ Lighthouse for FST™ and RST™ Series, No Charge When Ordered with Inner Edge® Tray	
ISD#	One DUO™ Lighthouse for FST™ and RST™, For WeCan® Series Only, Price Available When Ordered with Inner Edge® Tray	48.00
ISTRBA	One TRIO™ Lighthouse, Red/Blue/Amber, For WeCan® Series Only, Price Available When Ordered with Inner Edge® Tray	96.00
ISTRCA	One TRIO™ Lighthouse, Red/White/Amber, For WeCan® Series Only, Price Available When Ordered with Inner Edge® Tray	96.00
ISTBCA	One TRIO™ Lighthouse, Blue/White/Amber, For WeCan® Series Only, Price Available When Ordered with Inner Edge® Tray	96.00
ISTRBC	One TRIO™ Lighthouse, Red/Blue/White, For WeCan® Series Only, Price Available When Ordered with Inner Edge® Tray	96.00
IS458	Chevy Tahoe/Suburban, 2015-2019, Upper Rear Housing for Eight or Ten Modules, No Charge When Ordered with Inner Edge® Tray	
IS448	Dodge Durango, 2016-2019, Upper Rear Housing for Eight or Ten Modules, No Charge When Ordered with Inner Edge® Tray	
IS358	Dodge Charger, 2011-2019, Lower Rear Housing for Eight or Ten Modules, No Charge When Ordered with Inner Edge® Tray	



IS35Z	Dodge Charger, 2011-2019, Lower Rear Housing for Twelve Modules, No Charge When Ordered with Inner Edge® Tray	
IS438	Ford Fusion, 2017-2019, Lower Rear Housing for Eight or Ten Modules, No Charge When Ordered with Inner Edge® Tray	
IS488	Ford Expedition, 2018-2019, Upper Rear Housing for Eight or Ten Modules, No Charge When Ordered with Inner Edge® Tray	
IS348	Ford Police Interceptor Utility, 2013-2019, Upper Rear Housing for Eight or Ten Modules, No Charge When Ordered with Inner Edge® Tray	
IS388	Ford Police Interceptor Sedan, 2013-2019, Lower Rear Housing for Eight or Ten Modules, No Charge When Ordered with Inner Edge® Tray	
IS38Z	Ford Police Interceptor Sedan, 2013-2019, Lower Rear Housing for Twelve Modules, No Charge When Ordered with Inner Edge® Tray	
DELWCCP	Delete WeCan® Control Point (DEDUCT)	39.00

Inner Edge® RST™ Series for Trucks, Rear Facing Super-LED® Lightbars with Proclera® Silicone Optics, Eight, Ten or Twelve Lamp Arrays in SOLO™, DUO™ or TRIO™ Technology. (Additional charge for DUO™ and TRIO™ Lightheads) (Not for Use with Sliding Rear Windows)

ISRL8	NEW 8 Lamp Tray, Low Current, Choose 8 SOLO™ Lightheads and Vehicle Specific Mount, ISR Mounting Only	1019.00
ISRL10	NEW 10 Lamp Tray, Low Current, Choose 10 SOLO™ Lightheads and Vehicle Specific Mount, ISR Mounting Only	1121.00
ISRL12	NEW 12 Lamp Tray, Low Current, Choose 12 SOLO™ Lightheads and Vehicle Specific Mount, ISR Mounting Only	1325.00
ISRW8	NEW 8 Lamp Tray, WeCan®, Choose 8 SOLO™, DUO™ or TRIO™ Lightheads and Vehicle Specific Mount, ISR Mounting Only	1119.00
ISRW10	NEW 10 Lamp Tray, WeCan®, Choose 10 SOLO™, DUO™ or TRIO™ Lightheads and Vehicle Specific Mount, ISR Mounting Only	1221.00
ISRW12	NEW 12 Lamp Tray, WeCan®, Choose 12 SOLO™, DUO™ or TRIO™ Lightheads and Vehicle Specific Mount, ISR Mounting Only	1425.00
ISS*	NEW One SOLO™ Lighthead for FST™ and RST™ Series, No Charge When Ordered with Inner Edge® Tray	
ISD#	NEW One DUO™ Lighthead for FST™ and RST™, For WeCan® Series Only, Price Available When Ordered with Inner Edge® Tray	48.00
ISTRBA	NEW One TRIO™ Lighthead, Red/Blue/Amber, For WeCan® Series Only, Price Available When Ordered with Inner Edge® Tray	96.00
ISTRCA	NEW One TRIO™ Lighthead, Red/White/Amber, For WeCan® Series Only, Price Available When Ordered with Inner Edge® Tray	96.00
ISTBCA	NEW One TRIO™ Lighthead, Blue/White/Amber, For WeCan® Series Only, Price Available When Ordered with Inner Edge® Tray	96.00
ISTRBC	NEW One TRIO™ Lighthead, Red/Blue/White, For WeCan® Series Only, Price Available When Ordered with Inner Edge® Tray	96.00
ISR45	NEW Chevy Silverado 1500, 2016-2018, Mounting Kit for use with ISRL* or ISRW* Lamp Trays (Not for Use with Sliding Rear Windows), No Charge When Ordered with Inner Edge® Tray	
ISR47	NEW F-150, 2015-2019 and F-250/350 2017-2019, Mounting Kit for use with ISRL* or ISRW* Lamp Trays (Not for Use with Sliding Rear Windows), No Charge When Ordered with Inner Edge® Tray	
DELWCCP	NEW Delete WeCan® Control Point (DEDUCT)	39.00

Outer Edge® Series Lightbars

Outer Edge® Rear Facing Upper Exterior Mount, ION™ Super-LED® Low Current, Standard with Traffic Advisor™ Patterns.

OELS45	Six Lamp Warning, Two Piece, For Chevy Tahoe 2015-2019, Requires Six SOLO™ OEION* Lightheads	1069.00
OELS34	Six Lamp Warning, Two Piece, For Ford Police Interceptor Utility 2013-2019, Requires Six SOLO™ OEION* Lightheads	1069.00
OEION*	SOLO™ Lighthead, Six Required, No Charge when Ordered with Outer Edge®	
OEION*X	SOLO™ Lighthead, with Smoked Lens, Six Required, When Ordered with Outer Edge®, Add Each	10.50

Outer Edge® Rear Facing Upper Exterior Mount, ION™ Super-LED®, Allows Individual Control of Each Lighthead Color. Requires Remote Flasher, CenCom Carbide™, CanTrol® or REMOTE16 Module, Purchased Separately.


OEWS45	Six Lamp, Two Piece, For Chevy Tahoe 2015-2019, Requires Six SOLO™ OEION* Lightheads	1019.00
OEWS34	Six Lamp, Two Piece, For Ford Police Interceptor Utility 2013-2019, Requires Six SOLO™ OEION* Lightheads	1019.00
OEION*	SOLO™ Lighthead, for OEWS Series Only, Six Required, No Charge when Ordered with Outer Edge®	
OEION*X	SOLO™ Lighthead, with Smoked Lens, for OEWS Series only, Six Required, When Ordered with Outer Edge®, Add Each	10.50
OEWD45	Six Lamp, Two Piece, For Chevy Tahoe 2015-2019, Requires Six DUO™ OEI2 Lightheads	1429.00
OEWD34	Six Lamp, Two Piece, For Ford Police Interceptor Utility 2013-2019, Requires Six DUO™ OEI2 Lightheads	1429.00
OEI2#	DUO™ Lighthead for OEWD Series Only, Six Required, No Charge when Ordered with Outer Edge®	



All models are 12 Volt D.C. only unless otherwise noted above. For other voltages contact factory.

* Replace symbol in model number with letter indicating lens color or LED color desired: **A** = Amber; **B** = Blue; **C** = Clear/White; **R** = Red; **G** = Green

Replace symbol in model number with letter indicating SPLIT lens or LED color desired: **D** = Red/Clear or White; **E** = Blue/Clear or White; **F** = Amber/Clear or White; **H** = Green/Clear or White; **J** = Red/Blue; **K** = Red/Amber; **L** = Red/Green; **M** = Blue/Amber † (to be discontinued, check availability) **††** NCNR (special order, check availability, non-cancelable, non-returnable) **!** Indicate length desired: 5 foot, 6 foot, 7 foot or 8 foot **\$** Indicates Lower Price

↓  - NCNR (special order, non-cancelable, non-returnable, check availability). See "Made-To-Order" Statement on Table of Contents Page of this Price List.

MODEL	DESCRIPTION	LIST
OEI2#X	DUO™ Lighthead, with Smoked Lens, for OEWD Series only, Six Required, When Ordered with Outer Edge®, Add Each	10.50
OEWT45	Six Lamp, Two Piece, For Chevy Tahoe 2015-2019, Requires Six TRIO™ OEI3 Lighthead	1649.00
OEWT34	Six Lamp, Two Piece, For Ford Police Interceptor Utility 2013-2019, Requires Six TRIO™ OEI3 Lighthead	1649.00
OEI3RBA	TRIO™ Lighthead, Red/Blue/Amber, for OEWT Series Only, Six Required, No Charge when Ordered with Outer Edge®	
OEI3RCA	TRIO™ Lighthead, Red/White/Amber, for OEWT Series Only, Six Required, No Charge when Ordered with Outer Edge®	
OEI3BCA	TRIO™ Lighthead, Blue/White/Amber, for OEWT Series Only, Six Required, No Charge when Ordered with Outer Edge®	
OEI3RBC	TRIO™ Lighthead, Red/Blue/White, for OEWT Series Only, Six Required, No Charge when Ordered with Outer Edge®	
OEI3RBAX	TRIO™ Lighthead, with Smoked Lens, Red/Blue/Amber, for OEWT Series Only, Six Required, When Ordered with Outer Edge®, Add Each	10.50
OEI3RCAX	TRIO™ Lighthead, with Smoked Lens, Red/White/Amber, for OEWT Series Only, Six Required, When Ordered with Outer Edge®, Add Each	10.50
OEI3BCAX	TRIO™ Lighthead, with Smoked Lens, Blue/White/Amber, for OEWT Series Only, Six Required, When Ordered with Outer Edge®, Add Each	10.50
OEI3RBCX	TRIO™ Lighthead, with Smoked Lens, Red/Blue/White, for OEWT Series Only, Six Required, When Ordered with Outer Edge®, Add Each	10.50
Outer Edge® Rear Pillar Exterior Mount, ION™ Super-LED® Low Current		
RPLS45	Six Lamp, Two Piece, For Chevy Tahoe 2016-2019, Requires Six SOLO™ OEION* Lighthead	1469.00
RPLS34	Six Lamp, Two Piece, For Ford Police Interceptor Utility 2013-2019, Requires Six SOLO™ OEION* Lighthead	1209.00
OEION*	SOLO™ Lighthead, Six Required, No Charge when Ordered with Outer Edge®	
OEION*X	SOLO™ Lighthead, with Smoked Lens, Six Required, When Ordered with Outer Edge®, Add Each	10.50
Outer Edge® Rear Pillar Exterior Mount, ION™ Super-LED®, Allows Individual Control of Each Lighthead Color. Requires Remote Flasher, CenCom Carbide™, CanTrol® or REMOTE16 Module, Purchased Separately.		
RPWS45	Six Lamp, Two Piece, For Chevy Tahoe 2016-2019, Requires Six SOLO™ OEION* Lighthead	1379.00
RPWS34	Six Lamp, Two Piece, For Ford Police Interceptor Utility 2013-2019, Requires Six SOLO™ OEION* Lighthead	1060.00
OEION*	SOLO™ Lighthead, for RPWS Series Only, Six Required, No Charge when Ordered with Outer Edge®	
OEION*X	SOLO™ Lighthead, with Smoked Lens, for RPWS Series only, Six Required, When Ordered with Outer Edge®, Add Each	10.50
RPWD45	Six Lamp, Two Piece, For Chevy Tahoe 2016-2019, Requires Six DUO™ OEI2 Lighthead	1639.00
RPWD34	Six Lamp, Two Piece, For Ford Police Interceptor Utility 2013-2019, Requires Six DUO™ OEI2 Lighthead	1439.00
OEI2#	DUO™ Lighthead for RPWD Series Only, Six Required, No Charge when Ordered with Outer Edge®	
OEI2#X	DUO™ Lighthead, with Smoked Lens, for RPWD Series Only, Six Required, When Ordered with Outer Edge®, Add Each	10.50
RPWT45	Six Lamp, Two Piece, For Chevy Tahoe 2016-2019, Requires Six TRIO™ OEI3 Lighthead	1799.00
RPWT34	Six Lamp, Two Piece, For Ford Police Interceptor Utility 2013-2019, Requires Six TRIO™ OEI3 Lighthead	1629.00
OEI3RBA	TRIO™ Lighthead, Red/Blue/Amber, for RPWT Series Only, Six Required, No Charge when Ordered with Outer Edge®	
OEI3RCA	TRIO™ Lighthead, Red/White/Amber, for RPWT Series Only, Six Required, No Charge when Ordered with Outer Edge®	
OEI3BCA	TRIO™ Lighthead, Blue/White/Amber, for RPWT Series Only, Six Required, No Charge when Ordered with Outer Edge®	
OEI3RBC	TRIO™ Lighthead, Red/Blue/White, for RPWT Series Only, Six Required, No Charge when Ordered with Outer Edge®	
OEI3RBAX	TRIO™ Lighthead, with Smoked Lens, Red/Blue/Amber, for RPWT Series Only, Six Required, When Ordered with Outer Edge®, Add Each	10.50
OEI3RCAX	TRIO™ Lighthead, with Smoked Lens, Red/White/Amber, for RPWT Series Only, Six Required, When Ordered with Outer Edge®, Add Each	10.50
OEI3BCAX	TRIO™ Lighthead, with Smoked Lens, Blue/White/Amber, for RPWT Series Only, Six Required, When Ordered with Outer Edge®, Add Each	10.50
OEI3RBCX	TRIO™ Lighthead, with Smoked Lens, Red/Blue/White, for RPWT Series Only, Six Required, When Ordered with Outer Edge®, Add Each	10.50



Freedom® IV DYAD™ Series Lightbars

Clear Outer Domes with Clear Dividers. Multiple Flash Patterns with Passenger Side Cable Exit (For Mounting Options. (For Mounting Options, See Optional Mounting Kits).

Edge® Freedom® IV F4W WeCan® Series Super-LED® Lightbars, Includes Four Corner Linear-LED® Modules with Independent Control of Each Level of Each Lighthouse

F4W4****	44.5", 4 Red, Blue, Amber and/or White, Single or Two Color Over/Under Modules	1952.00
F4W8****	49.25", 4 Red, Blue, Amber and/or White, Single or Two Color Over/Under Modules	1952.00
F4W2****	55", 4 Red, Blue, Amber and/or White, Single or Two Color Over/Under Modules	1952.00
F4W0****	60", 4 Red, Blue, Amber and/or White, Single or Two Color Over/Under Modules, Freight Surcharges May Apply	2430.00
F4W7****	72", 4 Red, Blue, Amber and/or White, Single or Two Color Over/Under Modules, Freight Surcharges May Apply	2430.00



Edge® Freedom® IV F4X Low Current Series Super-LED® Lightbars, Includes Four Corner Linear-LED® Modules

F4X4****	44.5", 4 Red, Blue, Amber and/or White, Single Color Modules	1844.00
F4X8****	49.25", 4 Red, Blue, Amber and/or White, Single Color Modules	1844.00
F4X2****	55", 4 Red, Blue, Amber and/or White, Single Color Modules	1844.00
F4X0****	60", 4 Red, Blue, Amber and/or White, Single Color Modules, Freight Surcharges May Apply	2322.00
F4X7****	72", 4 Red, Blue, Amber and/or White, Single Color Modules, Freight Surcharges May Apply	2322.00


Edge® Freedom® IV Series Options

F4DL*	One Single Color Long 12 Super-LED® DYAD™ Lighthouse, Red, Blue, Amber or White	237.00
F4DS*	One Single Color Short 6 Super-LED® DYAD™ Lighthouse, Red, Blue, Amber or White	167.00
F4DL#	One Two Color Long 12 Super-LED® DYAD™ Lighthouse, Amber, Blue, Red and/or White, for F4W Series Only	237.00
F4DS#	One Two Color Short 6 Super-LED® DYAD™ Lighthouse, Amber, Blue, Red and/or White, for F4W Series Only	167.00
F4A3	Two 3-LED Super-LED® Alley Lights	156.00
F4A6	Two 6-LED Super-LED® Alley Lights	223.00
F4WA*	One Single Color Short 6 Super-LED® DYAD™ Lighthouse, Warning for Alley Light Position, Red, Blue, Amber or White	167.00
F4RWA#	One Single Short 6 Super-LED® Lighthouse, Amber, Blue, Red with White Alley light, for F4W Series Only	167.00
F4TL6	Two 6-LED Super-LED® Long Take Down Lights	223.00
F4TS6	Two 6-LED Super-LED® Short Take Down Lights	223.00
F4WBTT	Two LED Brake/Tail/Turn Lights for 44"-60" F4W Series Only	234.00
F4XBTT	Two LED Brake/Tail/Turn Lights for F4X Series Only, Includes External Harness	271.00
F4XTACBL	Traffic Advisor™ Internal and External Cables, Lighthouses Purchased Separately, When Purchased with Lightbar Only	259.00
F4XTACTL	Traffic Advisor™ Internal and External Cables and Control Head, Lighthouses Purchased Separately, When Purchased with Lightbar Only	568.00
DELWCCP	Delete WeCan® Control Point, F4W Series Only (DEDUCT)	39.00
WCC92SUB	Substitute WCC92 WeCan® Controller for WeCan® Control Point, When Purchased with F4W Series Only (Not for Use with Photocell Option)	167.00
F4DSCBL	Driver Side Cable Exit	65.00
FLBULK18	Bulk Package of 18 Freedom® IV's, In Place of Individually Boxed Lightbars - Deduct	60.00
795H	GTT Self-Contained LED IR Emitter, Refer to GTT Opticom™ Emitter Section for Pricing	
F4795H	Installation (Pre-wired) of 795H in a Freedom® IV Lightbar, No Charge when Purchased with a 795H Emitter, Center Mount Option Only	
F4795HT	Two 3-LED Take Downs and Installation (Pre-wired) of 795H (Purchased Separately) in a Freedom® IV Lightbar, Center Mount Option Only	281.00
F4500S	Strobe for Center Mount, Includes External Cable, Center Mount Only	216.00
F4500ST	Two 3-LED Take Downs and Strobe, Includes External Cable for Strobe, Center Mount Option Only	378.00
PF_#F4#	Pioneer™ Lightbar Mount for Freedom® IV, Refer to Pioneer and Pioneer Plus™ Series Lightbar Mount for Models and Pricing	
F4WPHOTO	Photocell Option for Hi/Low Power, F4W Series Only, No Charge when Ordered with Lightbar (Not for Use with Smoked or Colored Lens or with WCC92/WCC92SUB)	
F4XPHOTO	Photocell Option for Hi/Low Power, F4X Series Only, No Charge when Ordered with Lightbar (Not for Use with Smoked or Colored Lens or with WCC92/WCC92SUB)	
F4CF*	Color Filter, Corner Module, Each	6.15
F4LF*	Color Filter, Long Module, Each	6.15
F4SF*	Color Filter, Short Module, Each	6.15
F42END*	Color End Dome for 44" or 55" Lightbar, When Purchased with a Lightbar, Add Each	29.00
F42END#	Color End Dome with Clear Alley Window, for 44" or 55" Lightbar, When Purchased with a Lightbar, Add Each	29.00
F48END*	Color End Dome for 49", 60", 70", 72", 76", 81", 92" and 98" Lightbar, When Purchased with a Lightbar, Add Each	29.00
F48END#	Color End Dome with Clear Alley Window, for 49", 60", 70", 72", 76", 81", 92" and 98" Lightbar, When Purchased with a Lightbar, Add Each	29.00
F41CNT*	Color Center Dome for One Light Center Section, When Purchased with a Lightbar, Add Each	14.00
F42CNT*	Color Center Dome for Two Light Center Section, When Purchased with a Lightbar, Add Each	14.00
F42ENDX	Smoked End Dome for 44" and 55" Lightbar, When Purchased with a Lightbar, Add Each	10.50

All models are 12 Volt D.C. only unless otherwise noted above. For other voltages contact factory.

* Replace symbol in model number with letter indicating lens color or LED color desired: **A** = Amber; **B** = Blue; **C** = Clear/White; **R** = Red; **G** = Green

Replace symbol in model number with letter indicating SPLIT lens or LED color desired: **D** = Red/Clear or White; **E** = Blue/Clear or White; **F** = Amber/Clear or White; **H** = Green/Clear or White; **J** = Red/Blue; **K** = Red/Amber; **L** = Red/Green; **M** = Blue/Amber **†** (to be discontinued, check availability) **‡** NCNR (special order, check availability, non-cancelable, non-returnable) **!** Indicate length desired: 5 foot, 6 foot, 7 foot or 8 foot **\$** Indicates Lower Price

↓  - NCNR (special order, non-cancelable, non-returnable, check availability). See "Made-To-Order" Statement on Table of Contents Page of this Price List.

MODEL	DESCRIPTION	LIST
F48ENDX	Smoked End Dome for 49", 60", 72", 81", 92" and 98" Lightbar, When Purchased with a Lightbar, Add Each	10.50
F41CNTX	Smoked Center Dome for One Light Center Section, When Purchased with a Lightbar, Add Each	10.50
F42CNTX	Smoked Center Dome for Two Light Center Section, When Purchased with a Lightbar, Add Each	10.50
F4DIVIDX	Smoked Divider, Add Each	10.50

Freedom® IV Rota-Beam™ Super-LED® Series Lightbars

Clear Outer Domes with Clear Dividers. Multiple Flash Patterns with Passenger Side Cable Exit (For Mounting Options, See Optional Mounting Kits).

Edge® Freedom® IV F4R Rota-Beam™ Series Super-LED® Lightbars, Includes Four Half Corner Super-LED® Beacons and Scan-Lock™ Flash Patterns.

F4R2****	55", 4 Red, Blue, Amber and/or White, Single Color Modules	3121.00
F4R0****	60", 4 Red, Blue, Amber and/or White, Single Color Modules	3423.00
F4R7****	72", 4 Red, Blue, Amber and/or White, Single Color Modules	3423.00

Edge® Freedom® IV Rota-Beam™ Series Options

F4RB*	One Super-LED® Rota-Beam™ Module, Red, Blue, Amber or White, for Inboard Front or Rear	416.00
F4RDL*	One Single Long 12 Super-LED® Lighthead, Red, Blue, Amber or White	237.00
F4RDS*	One Single Short 6 Super-LED® Lighthead, Red, Blue, Amber or White	167.00
F4RA3	Two 3-LED Super-LED® Alley Lights	169.00
F4RA6	Two 6-LED Super-LED® Alley Lights	223.00
F4R6TL	Two 6-LED Super-LED® Long Take Down Lights	223.00
F4R3TS	Two 3-LED Super-LED® Short Take Down Lights	169.00
F4R6TS	Two 6-LED Super-LED® Short Take Down Lights	223.00
F4RFLASH	Flasher for Front or Rear F4RDS* and F4RDL*, purchased separately. Up to Two per Bar. Each Front or Rear Flasher Controls up to Four Lights, for a Total of Eight	104.00
F4RBT	Two LED Brake/Tail/Turn Lights for F4R Rota-Beam™ Series only, Includes External Harness	271.00
F4R795H	Installation (Pre-wired) of 795H in a Freedom® IV Rota-Beam™ Lightbar, No Charge when Purchased with a 795H Emitter, Center Mount Option Only	
F4R500S	Strobe for Center Mount, Includes External Cable, Center Mount Only	216.00
FRDSCBL	Driver Side Cable Exit, for Lightbars up to 60" Long	65.00
F4RDSC72	Driver Side Cable Exit, for Lightbars 72" or Longer	65.00

Legacy® Super-LED® Series Lightbars

WeCan® with DUO+™, Diamond Optix™ and Multiple Flash Patterns. Clear Outer Lens with Passenger Side Cable Exit. For Mounting Options, Use MKLP Models located in the Optional Mounting Kits.

Legacy® GB WeCan® DUO+™ Color Series Super-LED®, Includes Four Extra High Intensity Corner Linear-LED® Modules with Independent Control of the Two Colors of Each Lighthead.

GB4****	44", 4 Single Color Red, Blue, Amber and/or White	2080.00
GB4####	44", 4 Two Color Red, Blue, Amber and/or White	2080.00
GB8****	48", 4 Single Color Red, Blue, Amber or White	2080.00
GB8####	48", 4 Two Color Red, Blue, Amber and/or White	2080.00
GB2****	54", 4 Single Color Red, Blue, Amber and/or White	2236.00
GB2####	54", 4 Two Color Red, Blue, Amber and/or White	2236.00

Legacy® Series Options, Options not Available on all Models, Refer to WeCad™ Build-A-Bar Program for Lighthead Placement.

GBDL*	One Single Color DUO+™ Red, Blue, Amber or White, Long Super-LED® Lighthead	208.00
GBDL#	One Dual Color DUO+™ Red, Blue, Amber and/or White, Long Super-LED® Lighthead	208.00
GBDS*	One Single Color DUO+™ Red, Blue, Amber or White, Short Super-LED® Lighthead	121.00
GBDS#	One Dual Color DUO+™ Red, Blue, Amber and/or White, Short Super-LED® Lighthead	121.00
GBTL	Two Long Super-LED® Take-Down Lights	233.00
GBTS	Two Short Super-LED® Take-Down Lights	131.00
GBA	Two Super-LED® Alley Lights	131.00
GBAW*	One Super-LED® DUO+™ Warning/Warning or Warning/Alley Light, Single Color	121.00
GBAW#	One Super-LED® DUO+™ Warning/Warning or Warning/Alley Light, Dual Color	121.00
GBBTMK	Two Super-LED® TRIO™ Warning Modules with Brake/Tail/Turn Feature for 44" or 48" WeCan® Lightbars, One Blue/Amber/Red & One Red/Amber/Red, For GB Series Only	675.00
GBBTMK2	Two Super-LED® TRIO™ Warning Modules with Brake/Tail/Turn Feature for 54" WeCan® Lightbar, One Blue/Amber/Red & One Red/Amber/Red, For GB Series Only	675.00
GBBTMM	Two Super-LED® TRIO™ Warning Modules with Brake/Tail/Turn Feature for 44" or 48" WeCan® Lightbars, Two Blue/Amber/Red, For GB Series Only	675.00
GBBTMM2	Two Super-LED® TRIO™ Warning Modules with Brake/Tail/Turn Feature for 54" WeCan® Lightbar, Two Blue/Amber/Red, For GB Series Only	675.00
GBCF*	Color Filter, Corner Module	6.15
GBLF*	Color Filter, Long Module	6.15
GBSF*	Color Filter, Short Module	6.15
WCC92SUB	Substitute WCC92 WeCan® Controller for WeCan Control Point, For Use with Legacy® Series Only (Not for Use with Photocell Option)	167.00
DELWCCP	Delete WeCan® Control Point (DEDUCT)	39.00



	GBDSCBL	Driver Side Cable Exit	65.00
	GB8ENDX	Smoked End Dome for 48" Lightbar Only, When Purchased with a Lightbar, Add Each	10.50
	GB2ENDX	Smoked End Dome, for 44" or 54" Lightbar Only, Purchased with a Lightbar, Add Each	10.50
	GBCNTX	Smoked Center Dome for 54" Lightbar Only, When Purchased with a Lightbar, Add	10.50
	GBDIVDX	Smoked Divider, When Purchased with a Lightbar, Add Each	10.50
	GSPHOTO	Photocell Option for Hi/Low Power, No Charge when Ordered with Lightbar (Not for Use with Smoked or Colored Lens or with WCC92/WCC92SUB)	

Legacy® TRIO™ Series Super-LED® Lightbars

Includes Four Corner TRIO™ Modules, Alley Lights and Clear Lens. 44" Lightbar Features 10 Inboard Modules and Two 6-LED Take-Down Lights. 48" and 54" Lightbars Feature 14 Inboard Modules and Two 3-LED (48") or Two 6-LED (54") Take-Down Lights. For Mounting Options. (For Mounting Options, See Optional Mounting Kits).

Legacy® TRIO1 Series Super-LED® Lightbars, Red/Blue with White Illumination

††	G341	44"	5905.00
††	G381	48"	6217.00
††	G321	54"	6527.00

Legacy® TRIO2 Series Super-LED® Lightbars, Red/Blue with White Illumination Front and Rear Corners, Red/Amber/White Driver Rear Inboard and Blue/Amber/White Passenger Inboard

††	G342	44"	5905.00
††	G382	48"	6217.00
††	G322	54"	6527.00

Legacy® TRIO3 Series Super-LED® Lightbars, Red/Blue with Green Corners and White Illumination Front and Rear Inboards

††	G343	44"	6120.00
††	G383	48"	6433.00
††	G323	54"	6742.00

Legacy® TRIO4 Series Super-LED® Lightbars, Red/Blue with Green Corners and White Illumination Front Inboards and Red/Amber/White Driver Rear Inboard and Blue/Amber/White Passenger Inboard

††	G344	44"	6120.00
††	G384	48"	6433.00
††	G324	54"	6742.00

Legacy® TRIO5 Series Super-LED® Lightbars, Red/Blue with White Illumination to the Front and Rear Corners and Red/Blue/Amber Rear Inboards

††	G345	44"	5905.00
††	G385	48"	6217.00
††	G325	54"	6527.00

Legacy® TRIO6 Series Super-LED® Lightbars, Red/Blue with Green Corners and White Illumination Front Inboards and Red/Blue/Amber Rear Inboards

††	G346	44"	6120.00
††	G386	48"	6433.00
††	G326	54"	6742.00

Legacy SOLO™ Super-LED® Series Lightbars

WeCan®, Diamond Optix™ and Multiple Flash Pattern. Clear outer Lens with Passenger Side Cable Exit. For Mounting options, Use MKLP Located in the Optional Mounting Kits

Legacy SOLO™ GS WeCan® Series Lightbars

	GS4****	44" Single Color, Red, Blue, Amber and/or White	1872.00
	GS8****	48" Single Color, Red, Blue, Amber and/or White	1872.00
	GS2****	54" Single Color, Red, Blue, Amber and/or White	2028.00

Legacy SOLO™ Series Options, Options not Available on all Models, Refer to WeCad™ Build-A-Bar Program for Lighthead Placement


	GSDL*	One Super-LED® Single Color Long Lighthead, Red, Blue, Amber or White	121.00
	GSDS*	One Super-LED® Single Color Short Lighthead, Red, Blue, Amber or White	83.00
	GBTL	Two Long Super-LED® Take-Down Lights	233.00
	GBTS	Two Short Super-LED® Take-Down Lights	131.00
	GBA	Two Super-LED® Alley Lights	131.00
	GSAW*	One Super-LED® Single Color Short Lighthead for Alley Position Only, Red, Blue, Amber or White	93.00
	GSTL*	One Super-LED® DUO™ Warning/Traffic Advisor™ Long Lighthead, Warning Available in Red, Blue or White	197.00
	GSTS*	One Super-LED® DUO™ Warning/Traffic Advisor™ Short Lighthead, Warning Available in Red, Blue or White	115.00
	GSBTTBR	Two Super-LED® DUO™ Warning Modules with Brake/Tail/Turn Feature, One Blue/Red & One Red/Red, For GS Series Only	620.00
	GSBTTBB	Two Super-LED® DUO™ Warning Modules with Brake/Tail/Turn Feature, Two Blue/Red, For GS Series Only	620.00
	GSBTTAA	Two Super-LED® DUO™ Warning Modules with Brake/Tail/Turn Feature, Two Amber/Red, For GS Series Only	620.00
	GSPHOTO	Photocell Option for Hi/Low Power, No Charge when Ordered with Lightbar (Not for Use with Smoked or Colored Lens or with WCC92/WCC92SUB)	
	GBCF*	Color Filter, Corner Module	6.15
	GBLF*	Color Filter, Long Module	6.15
	GBSF*	Color Filter, Short Module	6.15

All models are 12 Volt D.C. only unless otherwise noted above. For other voltages contact factory.

* Replace symbol in model number with letter indicating lens color or LED color desired: A = Amber; B = Blue; C = Clear/White; R = Red; G = Green

Replace symbol in model number with letter indicating SPLIT lens or LED color desired: D = Red/Clear or White; E = Blue/Clear or White; F = Amber/Clear or White; H = Green/Clear or White, J = Red/Blue; K = Red/Amber; L = Red/Green; M = Blue/Amber † (to be discontinued, check availability) †† NCNR (special order, check availability, non-cancelable, non-returnable) ! Indicate length desired: 5 foot, 6 foot, 7 foot or 8 foot \$ Indicates Lower Price



↓  - NCNR (special order, non-cancelable, non-returnable, check availability). See "Made-To-Order" Statement on Table of Contents Page of this Price List.

MODEL	DESCRIPTION	LIST
WCC92SUB	Substitute WCC92 WeCan® Controller for WeCan Control Point, For Use with Legacy® Series Only (Not for Use with Photocell Option)	167.00
DELWCCP	Delete WeCan® Control Point (DEDUCT)	39.00
GBDSCBL	Driver Side Cable Exit	65.00
GB8ENDX	Smoked End Dome for 48" Lightbar Only, When Purchased with a Lightbar, Add Each	10.50
GB2ENDX	Smoked End Dome, for 44" or 54" Lightbar Only, When Purchased with a Lightbar, Add Each	10.50
GBCENTX	Smoked Center Dome for 54" Lightbar Only, When Purchased with a Lightbar, Add Each	10.50
GBDIVIDX	Smoked Divider, When Purchased with a Lightbar, Add Each	10.50

Liberty™ II Super-LED® Series Lightbars

Clear Outer Lens with Clear Dividers with Multiple Flash Patterns and Passenger Side Cable Exit. For Mounting Options, Use MKLP Located in the Optional Mounting Kits

Liberty™ II, SOLO™ IX & IG Low Current Series, Four Single Color Corner Modules. For use with Single Color Inboard Lighthead Options Only.

IX4****	44" Single Color, Red, Blue, Amber and/or White	1584.00
IX8****	48" Single Color, Red, Blue, Amber and/or White	1584.00
IX2****	54" Single Color, Red, Blue, Amber and/or White	1584.00
IG8****	48" Single Color, Red, Blue, Amber and/or White, with Center Section for 795H, Strobe or Center LED Warning	1668.00
IG2****	54" Single Color, Red, Blue, Amber and/or White, with Center Section for 795H, Strobe or Center LED Warning	1668.00

Liberty™ II, SOLO™ IW & IH WeCan® Series, Four Single Color Corner Modules, with Independent Control of each Lighthead. For use with Single Color Inboard Lighthead Options Only, except for a DUO+™ Rear Traffic Advisor™.

IW4****	44" Single Color, Red, Blue, Amber and/or White	1691.00
IW8****	48" Single Color, Red, Blue, Amber and/or White	1691.00
IW2****	54" Single Color, Red, Blue, Amber and/or White	1691.00
IH8****	48" Single Color, Red, Blue, Amber and/or White, with Center Section for 795H, Strobe or Center LED Warning	1774.00
IH2****	54" Single Color, Red, Blue, Amber and/or White, with Center Section for 795H, Strobe or Center LED Warning	1774.00

Liberty™ II, SOLO™, IX, IG, IH and IW Series Options

IWDL*	One Single Color Long 6 Super-LED® Lighthead, Red, Blue, Amber or White	173.00
IWDS*	One Single Color Short 3 Super-LED® Lighthead, Red, Blue, Amber or White	120.00
IBDL#	One DUO+™ Color Interleaved Long Super-LED® Lighthead, Red, Blue, Amber and/or White, For use as a Rear DUO+™ Traffic Advisor™ IH and IW Series Only	310.00
IBDS#	One DUO+™ Color Interleaved Short 6 Super-LED® Lighthead, Red, Blue, Amber and/or White, For use as a Rear DUO+™ Traffic Advisor™ IH and IW Series Only	173.00
IHDC*	One Single Color 6-LED Double Reflector Lighthead, Red, Blue, Amber or White, for IG or IH Series Lightbar Only. Rear Center Mount Section Only	173.00
IJDC#	One DUO+™ Color Interleaved Double Reflector Lighthead, Red, Blue, Amber and/or White, for IH Series Lightbar Only. Rear Center Mount Option Only, for use as a DUO+ Traffic Advisor™	310.00
IWTS3*	One Short 3 Super-LED® Take Down Light and One Single Color Short 3 Super-LED® Lighthead, for Inboard Position in a 48" IW and IX Series Lightbar Only	185.00
IWTS6*	One Short 6 Super-LED® Take Down Light and One Single Color Short 3 Super-LED® Lighthead, for Inboard Position in a 48" IW and IX Series Lightbar Only	236.00
ITL12	Two Long 12 Super-LED® Take Down Lights	408.00
ITS6	Two Short 6 Super-LED® Take Down Lights	233.00
ITL3	Two Long 3 Super-LED® Take Down Lights with Proclera® Silicone Optics (Replaces Original ITL3 and ITL6)	131.00
ITS3	Two Short 3 Super-LED® Take Down Lights	131.00
IA3	Two 3 Super-LED® Alley Lights, with 15° Horizontal Adjustment	131.00
ICF*	Color Filter, for Corner Module Only	6.15
ILF*	Color Filter, Long Module	6.15
ISF*	Color Filter, Short Module	6.15
IWTACNTL	Traffic Advisor™, Internal and External Harness and TACTL5, Lightheads purchased separately. When Purchased with Lightbar Only	568.00
IWBTTLED	Two LED Brake/Tail/Turn Lights, For WeCan® Series Only	190.00
IXBTTLED	Two LED Brake/Tail/Turn Lights, For IX Series Only	211.00
IWBTTBR	Two Super-LED® DUO™ Warning Modules with Brake/Tail/Turn Feature, One Blue/Red & One Red/Red, For IW/IH Series Only	620.00
IWBTTBB	Two Super-LED® DUO™ Warning Modules with Brake/Tail/Turn Feature, Two Blue/Red, For IW/IH Series Only	620.00
IWBTTAA	Two Super-LED® DUO™ Warning Modules with Brake/Tail/Turn Feature, Two Amber/Red, For IW/IH Series Only	620.00
795H	GTT Self-Contained LED IR Opticom™ Emitter, Refer to GTT Opticom™ Emitter Section for Pricing.	
IJ795H	Installation (Pre-wired) of 795H in a Liberty™ II IG or IH Series Lightbar Only. Center Mount Option Only. No Charge when Purchased with 795H	



IJ795HT	Two Super-LED® Flashing Take-Down Lights and Installation (Pre-wired) of 795H in a Liberty™ II IG or IH Series Lightbar Only. Center Mount Option Only	131.00
IJ500S	Strobe for Liberty™ II IG or IH Series Lightbar Only. Center Mount Option Only	216.00
IJ500ST	Two Super-LED® Flashing Take-Down Lights and a Strobe for Liberty™ II IG or IH Series Lightbar Only. Center Mount Option Only	378.00
IWTACBL	Traffic Advisor™, Internal and External Harness, for use with CCSRNTA, Lightheads Purchased Separately. When Purchased with Lightbar Only	230.00
IBDSCBL	Driver Side Cable Exit	65.00
IWPHOTO	Photo Cell Option for Hi/Low Power, For IW Series Only, No Charge when Ordered with Lightbar (Not for Use with Smoked or Colored Lens or with WCC92/WCC92SUB)	
IXPHOTO	Photo Cell Option for Hi/Low Power, For IX Series Only, No Charge when Ordered with Lightbar (Not for Use with Smoked or Colored Lens or with WCC92/WCC92SUB)	
IJ8END#	Color End Dome with Alley Window, for 48" IG or IH Series Only, When Purchased with a Lightbar, Add Each	29.00
IJ2END#	Color End Dome with Alley Window, for 44" or 54" with Long Center Section, for IG, IH or IJ Series Only, When Purchased with a Lightbar, Add Each	29.00
IJCNT*	Color Center Dome for 48" or 54" IG or IH Series Only, When Purchased with a Lightbar, Add Each	14.00
IJ8ENDX	Smoked End Dome for 48" IG or IH Series Only, When Purchased with a Lightbar, Add Each	10.50
IJ2ENDX	Smoked End Dome, for 44" or 54" with Long Center Section, for IG, IH or IJ Series Only, When Purchased with a Lightbar, Add Each	10.50
IJCNTX	Smoked Center Dome for 48" or 54" IG or IH Series Only, When Purchased with a Lightbar, Add Each	10.50
IB4ENDX	Smoked End Dome, for 44" IX or IW Series Only, When Purchased with a Lightbar, Add Each	10.50
IB8ENDX	Smoked End Dome for 48" or 54" IX or IW Series Only, When Purchased with a Lightbar, Add Each	10.50
IBCNTX	Smoked Center Dome for 54" IX or IW Series Only, When Purchased with a Lightbar, Add Each	10.50
IBDIVIDX	Smoked Divider for IX, IG, IH or IW Series Only, When Purchased with a Lightbar, Add Each	10.50
WCC92SUB	Substitute WCC92 WeCan® Controller for WeCan Control Point, For Use with Liberty™ II WeCan® Series Only (Not for Use with Photocell Option)	167.00

Liberty™ II, DUO+™ IB & IJ WeCan® Series and Options, Four High Intensity Corner Modules, with Independent Color Control of each Lighthead.

IB4****	44" Single Color, Red, Blue, Amber or White	2162.00
IB8****	48" Single Color, Red, Blue, Amber or White	2162.00
IB2****	54" Single Color, Red, Blue, Amber or White	2162.00
IJ8****	48" Single Color, Red, Blue, Amber or White, with Center Section for 795H, Strobe or Center LED Warning	2243.00
IJ8####	48" DUO+™ Color, Red, Blue, Amber and/or White, with Center Section for 795H, Strobe or Center LED Warning	2243.00
IJ2****	54" Single Color, Red, Blue, Amber or White, with Center Section for 795H, Strobe or Center LED Warning	2243.00
IJ2####	54" DUO+™ Color, Red, Blue, Amber and/or White, with Center Section for 795H, Strobe or Center LED Warning	2243.00
IB4####	44" DUO+™ Color, Red, Blue, Amber and/or White	2162.00
IB8####	48" DUO+™ Color, Red, Blue, Amber and/or White	2162.00
IB2####	54" DUO+™ Color, Red, Blue, Amber and/or White	2162.00
IBDL*	One Single Color Long 12 Super-LED® Lighthead, Red, Blue, Amber or White	310.00
IBDL#	One DUO+™ Color Interleaved Long Super-LED® Lighthead, Red, Blue, Amber and/or White	310.00
IBDS*	One Single Color Short 6 Super-LED® Lighthead, Red, Blue, Amber or White	173.00
IBDS#	One DUO+™ Color Interleaved Short 6 Super-LED® Lighthead, Red, Blue, Amber and/or White	173.00
ITL12	Two Long 12 Super-LED® Take Down Lights	408.00
IJDC*	One Single Color Double Reflector Lighthead, Red, Blue, Amber or White, for IJ Series Lightbar Only. Rear Center Mount Option Only	310.00
IJDC#	One DUO+™ Color Interleaved 12-LED Double Reflector Lighthead, Red, Blue, Amber and/or White, for IJ Series Lightbar Only. Rear Center Mount Option Only	310.00
ITS6	Two Short 6 Super-LED® Take Down Lights	233.00
ITL3	Two Long 3 Super-LED® Take Down Lights with Proclera® Silicone Optics (Replaces Original ITL3 and ITL6)	131.00
ITS3	Two Short 3 Super-LED® Take Down Lights	131.00
IBTS3*	One Short 3 Super-LED® Take Down Light and One Single Color Short 6 Super-LED® Lighthead, for Inboard Position in a 48" IB Series Lightbar Only	238.00
IBTS3#	One Short 3 Super-LED® Take Down Light and One DUO+™ Interleaved Short Super-LED® Lighthead, for Inboard Position in a 48" IB Series Lightbar Only	238.00
IBTS6*	One Short 6 Super-LED® Take Down Light and One Single Color Short 6 Super-LED™ Lighthead, for Inboard Position in a 48" IB Series Lightbar Only	289.00
IBTS6#	One Short 6 Super-LED® Take Down Light and One DUO+™ Interleaved Short 6 Super-LED® Lighthead, for Inboard Position in a 48" IB Series Lightbar Only	289.00
IA3	Two 3 Super-LED® Alley Lights with 15° Horizontal Adjustment	131.00
ICF*	Color Filter, for Single Color Corner Module Only	6.15
ILF*	Color Filter, for Single Color Long Module Only	6.15
ISF*	Color Filter, for Single Color Short Module Only	6.15



Lightbars

All models are 12 Volt D.C. only unless otherwise noted above. For other voltages contact factory.

* Replace symbol in model number with letter indicating lens color or LED color desired: **A** = Amber; **B** = Blue; **C** = Clear/White; **R** = Red; **G** = Green

Replace symbol in model number with letter indicating SPLIT lens or LED color desired: **D** = Red/Clear or White; **E** = Blue/Clear or White; **F** = Amber/Clear or White; **H** = Green/Clear or White; **J** = Red/Blue; **K** = Red/Amber; **L** = Red/Green; **M** = Blue/Amber **†** (to be discontinued, check availability) **‡** NCNR (special order, check availability, non-cancelable, non-returnable) **!** Indicate length desired: 5 foot, 6 foot, 7 foot or 8 foot **\$** Indicates Lower Price

↓ †† - NCNR (special order, non-cancelable, non-returnable, check availability). See "Made-To-Order" Statement on Table of Contents Page of this Price List.

MODEL	DESCRIPTION	LIST
795H	GTT Self-Contained LED IR Opticom™ Emitter, Refer to GTT Opticom™ Emitter Section for Pricing.	
IJ795H	Installation (Pre-wired) of 795H in a Liberty™ II IJ Series Lightbar Only. Center Mount Option Only. No Charge when Purchased with 795H	
IJ795HT	Two Super-LED® Flashing Take-Down Lights and Installation (Pre-wired) of 795H in a Liberty™ II IJ Series Lightbar Only. Center Mount Option Only	131.00
IJ500S	Strobe for Liberty™ II IJ Series Lightbar Only. Center Mount Option Only	216.00
IJ500ST	Two Super-LED® Flashing Take-Down Lights and a Strobe for Liberty™ II IJ Series Lightbar Only. Center Mount Option Only	378.00
IWBTTLED	Two LED Brake/Tail/Turn Lights, For WeCan® Series Only	190.00
IBBTMMK	Two Super-LED® TRIO™ Warning Modules with Brake/Tail/Turn Feature for 44" or 48" WeCan® Lightbars, One Blue/Amber/Red & One Red/Amber/Red, For IB/IJ Series Only	675.00
IBBTMMK2	Two Super-LED® TRIO™ Warning Modules with Brake/Tail/Turn Feature for 54" WeCan® Lightbar, One Blue/Amber/Red & One Red/Amber/Red, For IB/IJ Series Only	675.00
IBBTMM	Two Super-LED® TRIO™ Warning Modules with Brake/Tail/Turn Feature for 44" or 48" WeCan® Lightbars, Two Blue/Amber/Red, For IB/IJ Series Only	675.00
IBBTMM2	Two Super-LED® TRIO™ Warning Modules with Brake/Tail/Turn Feature for 54" WeCan® Lightbar, Two Blue/Amber/Red, For IB/IJ Series Only	675.00
IBDSCBL	Driver Side Cable Exit	65.00
IJ8END#	Color End Dome with Alley Window, for 48" IJ Series Only, When Purchased with a Lightbar, Add Each	29.00
IJ2END#	Color End Dome with Alley Window, for 44" or 54" with Long Center Section, for IG, IH or IJ Series Only, When Purchased with a Lightbar, Add Each	29.00
IJCNT*	Color Center Dome for 48" or 54" IJ Series Only, When Purchased with a Lightbar, Add	14.00
IJ8ENDX	Smoked End Dome for 48" IJ Series Only, When Purchased with a Lightbar, Add Each	10.50
IJ2ENDX	Smoked End Dome, for 44" or 54": with Long Center Section, for IG, IH or IJ Series Only, When Purchased with a Lightbar, Add Each	10.50
IJCNTX	Smoked Center Dome for 48" or 54" IJ Series Only, When Purchased with a Lightbar, Add	10.50
IB4ENDX	Smoked End Dome, for 44" IB Series Only, When Purchased with a Lightbar, Add Each	10.50
IB8ENDX	Smoked End Dome for 48" or 54" IB Series Only, When Purchased with a Lightbar, Add Each	10.50
IBCNTX	Smoked Center Dome for 54" IB Series Only, When Purchased with a Lightbar, Add	10.50
IBDIVIDX	Smoked Divider for IB or IJ Series Only, When Purchased with a Lightbar, Add Each	10.50
WCC92SUB	Substitute WCC92 WeCan® Controller for WeCan® Control Point, When Purchased with Liberty™ WeCan® Series Only (Not for Use with Photocell Option)	167.00
IWPHOTO	Photo Cell Option for Hi/Low Power, No Charge when Ordered with Lightbar (Not for Use with Smoked or Colored Lens or with WCC92/WCC92SUB)	

Liberty™ II TRIO™ Series Super-LED® Lightbars

Includes Four Corner TRIO® Modules, Alley Lights and Clear Lens. 44" and 48" Lightbar Features 10 Inboard Modules and Two 3-LED Take-Down Lights. 54" Lightbar Features 14 Inboard Modules and Two 3-LED Take-Down Lights. (For Mounting Options, See Optional Mounting Kits).

Liberty™ II TRIO1 Series Super-LED® Lightbars, Red/Blue with White Illumination

††	I341	44"	5905.00
††	I381	48"	6217.00
††	I321	54"	6527.00

Liberty™ II TRIO2 Series Super-LED® Lightbars, Red/Blue with Traffic Advisor™ and White Illumination

††	I342	44"	5905.00
††	I382	48"	6217.00
††	I322	54"	6527.00

Liberty™ II TRIO3 Series Super-LED® Lightbars, Red and Blue Warning with Green Command Corners and White Illumination Inboard

††	I343	44"	6120.00
††	I383	48"	6433.00
††	I323	54"	6742.00

Liberty™ II TRIO4 Series Super-LED® Lightbars, Red and Blue Warning with Amber Traffic Advisor™ and Green Command Corners and White Illumination Front and Rear Inboard

††	I344	44"	6120.00
††	I384	48"	6433.00
††	I324	54"	6742.00

Liberty™ II TRIO5 Series Super-LED® Lightbars, Red/Blue with White Illumination to the Front and Rear Corners and Red/Blue/Amber Rear Inboards

††	I345	44"	5905.00
††	I385	48"	6217.00
††	I325	54"	6527.00

Liberty™ II TRIO6 Series Super-LED® Lightbars, Red/Blue with Green Corners and White Illumination Front Inboards and Red/Blue/Amber Rear Inboards

††	I346	44"	6120.00
††	I386	48"	6433.00



††	I326	54"	6742.00
Liberty™ II, TRIO™ Series Options			
††	SUBI3T6S	Substitute 6 Super-LED® Short Take-Downs for 3 Super-LED® Short Take-Downs, for Liberty™ II TRIO™ Only	102.00
††	SUBI3T12	Substitute 12 Super-LED® Long Take-Downs for 3 Super-LED® Long Take-Downs with Proclera® Silicone Optics, for Liberty™ II TRIO™ Only	278.00

Cenator™ Super-LED® Series Lightbars

Clear Outer Lens Standard with Multiple Flash Patterns and Passenger Side Cable Exit. (For Mounting Options, See Optional Cenator™ Mounting Kits). (Formerly Ceridian™ Super-LED® Series Lightbars)

Cenator™ SOLO™ CV Standard Current Series Super-LED®, LIN6™

CV4****	NEW 42" Single Color, Red, Blue, Amber or White	1075.00
CV8****	NEW 48" Single Color, Red, Blue, Amber or White	1099.00
CV2****	NEW 54" Single Color, Red, Blue, Amber or White	1189.00

Cenator™ SOLO™ CX Standard Current Series Super-LED®, LIN6+™

CX4****	NEW 42" Single Color, Red, Blue, Amber or White	1175.00
CX8****	NEW 48" Single Color, Red, Blue, Amber or White	1199.00
CX2****	NEW 54" Single Color, Red, Blue, Amber or White	1289.00

Cenator™ SOLO™ CY WeCan® Series Super-LED® LIN6™

CY4****	NEW 42" Single Color, Red, Blue, Amber or White	1175.00
CY8****	NEW 48" Single Color, Red, Blue, Amber or White	1199.00
CY2****	NEW 54" Single Color, Red, Blue, Amber or White	1289.00

Cenator™ DUO™ CB WeCan® Series Super-LED®, LIN6™

CB4####	NEW 42" DUO™ Color, Red, Blue, Amber and/or White	1275.00
CB8####	NEW 48" DUO™ Color, Red, Blue, Amber and/or White	1299.00
CB2####	NEW 54" DUO™ Color, Red, Blue, Amber and/or White	1389.00

Cenator™ SOLO™ CP WeCan® Series Super-LED®, LIN6+™

CP4****	NEW 42" Single Color, Red, Blue, Amber or White	1275.00
CP8****	NEW 48" Single Color, Red, Blue, Amber or White	1299.00
CP2****	NEW 54" Single Color, Red, Blue, Amber or White	1389.00

Cenator™ DUO™ CJ WeCan® Series Super-LED®, LIN6+™

CJ4####	NEW 42" DUO™ Color, Red, Blue, Amber and/or White	1375.00
CJ8####	NEW 48" DUO™ Color, Red, Blue, Amber and/or White	1399.00
CJ2####	NEW 54" DUO™ Color, Red, Blue, Amber and/or White	1489.00

Cenator™ Super-LED® Series Options


CTDA	NEW Two Super-LED® Take Downs, Two Work Lights or Two Alley lights, Maximum 4 Lamp Modules Total Per Bar	85.00
CFTD	NEW Two Super-LED® Flashing Take Downs for Standard Current Lightbars Up To 60" Long, For use in CV and CX Series Only	110.00
CDC*	NEW One Combination Linear/TIR LIR3™ Module, Red, Blue, Amber or White, Cannot be used with LIN6+™ Lighthouse	99.00
CDL*	NEW One LIN6™ Lighthouse, Red, Blue, Amber or White, Cannot be used with LIN6+™ Lighthouse	129.00
CDL#	NEW One DUO™ LIN6™ Lighthouse, Red/Amber, Blue/Amber, Red/White, Blue/White, Amber/White or Red/Blue, Cannot be Used with LIN6+™ Lighthouse	189.00
CDLP*	NEW One LIN6+™ Lighthouse, Red, Blue, Amber or White, Cannot be used with LIN6™ or LIR3™ Module	209.00
CDLP#	NEW One DUO™ LIN6+™ Lighthouse, Red/Amber, Blue/Amber, Red/White, Blue/White, Amber/White or Red/Blue, Cannot be Used with LIN6™ or LIR3™ Module	289.00
CDOMECB	NEW Clear End Dome with Blue Color Top, When Purchased with a Lightbar, Add Each	10.50
CDOMECL	NEW Clear End Dome with Red Color Top, When Purchased with a Lightbar, Add Each	10.50
CDOMEX	NEW Smoked End Dome, When Purchased with a Lightbar, Add Each	10.50
CCNT1X	NEW Smoked Center Dome, 6" Section, When Purchased with a Lightbar, Add Each	10.50
CCNT2X	NEW Smoked Center Dome, 12" Section, When Purchased with a Lightbar, Add Each	10.50
CCNT3X	NEW Smoked Center Dome, 18" Section, When Purchased with a Lightbar, Add Each	10.50
CCNT4X	NEW Smoked Center Dome, 24" Section, When Purchased with a Lightbar, Add Each	10.50
CDIVIDX	NEW Smoked Divider, When Purchased with Lightbar, Add Each	10.50
CCFTR*	NEW Color Filter for LIN6™, LIN6+™ or LIR3™ Module, Red, Blue or Amber, Each	6.15
CSDSCBL	NEW Driver Side Cable Exit, Standard Current	65.00
CSWDSCBL	NEW Driver Side Cable Exit, SOLO™ WeCan® Series	65.00
CDWDSCBL	NEW Driver Side Cable Exit, DUO™ and TRIO™ WeCan® Series	65.00
CTACBL	NEW Traffic Advisor™ Includes Internal and External Harness, For Use with CenCom® with TA Driver Option, Lighthouses Purchased Separately. When Purchased with Lightbar Only	230.00
CTACNTL	NEW Traffic Advisor™ Includes Internal, External Harness and TACTL5, Lighthouses Purchased Separately. When Purchased with Lightbar Only	568.00
CPHOTO	NEW Photocell Option for WeCan® Models Only, No Charge when Ordered with WeCan® Lightbar, Not for use with Smoked Lens or WCC92/WCC92SUB	
CSWBTBR8	NEW Two Super-LED® DUO™ Warning Modules with Brake/Tail/Turn Feature for 42"- 48" WeCan® Lightbars, One Blue/Red & One Red/Red, For use in CP and CJ Series Only	578.00
CSWBTBB8	NEW Two Super-LED® DUO™ Warning Modules with Brake/Tail/Turn Feature for 42"- 48" WeCan® Lightbars, Two Blue/Red, For use in CP and CJ Series Only	578.00

All models are 12 Volt D.C. only unless otherwise noted above. For other voltages contact factory.

* Replace symbol in model number with letter indicating lens color or LED color desired: A = Amber; B = Blue; C = Clear/White; R = Red; G = Green

Replace symbol in model number with letter indicating SPLIT lens or LED color desired: D = Red/Clear or White; E = Blue/Clear or White; F = Amber/Clear or White; H = Green/Clear or White, J = Red/Blue; K = Red/Amber; L = Red/Green; M = Blue/Amber † (to be discontinued, check availability) †† NCNR (special order, check availability, non-cancelable, non-returnable) ! Indicate length desired: 5 foot, 6 foot, 7 foot or 8 foot \$ Indicates Lower Price



↓  - NCNR (special order, non-cancelable, non-returnable, check availability). See "Made-To-Order" Statement on Table of Contents Page of this Price List.

MODEL	DESCRIPTION	LIST
CSWBTA8	NEW Two Super-LED® DUO™ Warning Modules with Brake/Tail/Turn Feature for 42" - 48" WeCan® Lightbars, Two Amber/Red, For use in CP and CJ Series Only	578.00
CDWBTK8	NEW Two Super-LED® TRIO™ Warning Modules with Brake/Tail/Turn Feature for 42" - 48" WeCan® Lightbars, One Blue/Amber/Red & One Red/Amber/Red, For use in CP and CJ Series Only	738.00
CDWBTKM8	NEW Two Super-LED® TRIO™ Warning Modules with Brake/Tail/Turn Feature for 42" - 48" WeCan® Lightbars, Two Blue/Amber/Red, For use in CP and CJ Series Only	738.00
CSWBTKR2	NEW Two Super-LED® DUO™ Warning Modules with Brake/Tail/Turn Feature for 54" - 60" WeCan® Lightbars, One Blue/Red & One Red/Red, For use in CP and CJ Series Only	578.00
CSWBTKB2	NEW Two Super-LED® DUO™ Warning Modules with Brake/Tail/Turn Feature for 54" - 60" WeCan® Lightbars, Two Blue/Red, For use in CP and CJ Series Only	578.00
CSWBTKA2	NEW Two Super-LED® DUO™ Warning Modules with Brake/Tail/Turn Feature for 54" - 60" WeCan® Lightbars, Two Amber/Red, For use in CP and CJ Series Only	578.00
CDWBTKM2	NEW Two Super-LED® TRIO™ Warning Modules with Brake/Tail/Turn Feature for 54" - 60" WeCan® Lightbars, One Blue/Amber/Red & One Red/Amber/Red, For use in CP and CJ Series Only	738.00
CDWBTKM2	NEW Two Super-LED® TRIO™ Warning Modules with Brake/Tail/Turn Feature for 54" - 60" WeCan® Lightbars, Two Blue/Amber/Red, For use in CP and CJ Series Only	738.00
795H	NEW GTT Self-Contained LED IR Opticom™ Emitter, Refer to GTT Opticom™ Emitter Section for Pricing	
C795H2	NEW Installation (Pre-Wire) of 795H in a 42" or 54" Cenator™ Center Position, No Charge When Purchased with a 795H Emitter	
C795H8	NEW Installation (Pre-Wire) of 795H in a 48" or 60" Cenator™ Center Position, No Charge When Purchased with a 795H Emitter	
CSIGNL2	NEW Lighted Sign for 48" Cenator™ Lightbars Only	315.00
CSIGNL3	NEW Lighted Sign for 42" and 54" Cenator™ Lightbars Only	315.00
WCC92SUB	NEW Substitute WCC92 WeCan® Controller for WeCan® Control Point, When Purchased with Cenator™ WeCan® Series Only (Not for Use with Photocell Option)	167.00

Cenator™ TRIO™ Series Linear Super-LED® Lightbars

Includes Four Corner LIN6+™ Super-LED® TRIO™ Modules, Take-Downs, Alley Lights and Clear Lens. Passenger Side Cable Exit. (For Mounting Options, See Optional Cenator™ Mounting Kits). (Formerly Ceridian™ Super-LED® Series Lightbars)

Cenator™ TRIO1 Series Linear Super-LED® Lightbars, Red/Blue with White Illumination

C381	NEW 48", 12 Inboard TRIO™ Modules	5499.00
C321	NEW 54", 14 Inboard TRIO™ Modules	6099.00

Cenator™ TRIO2 Series Linear Super-LED® Lightbars, Red/Blue with White Illumination to the Front and Rear Corners and Red/Blue/Amber Rear Inboards

C385	NEW 48", 12 Inboard TRIO™ Modules	5499.00
C325	NEW 54", 14 Inboard TRIO™ Modules	6099.00

Cenator™ Super-LED® Series Mounting Kit Options

For Use with Cenator™ Lightbars at Time of Purchase Only (Formerly Ceridian™ Super-LED® Series Lightbars) (Formerly Ceridian™ Super-LED® Series Lightbars)

Cenator™ Super-LED® Series Mounting Kit Options

CMK93	NEW Chevy Tahoe PPV and SSV / 2015 - 2019 / 54"	79.00
CMK91	NEW Chevy Silverado / 2017-2018 / 54"	79.00
CMK82	NEW Dodge Charger / 2016-2019 / 48"	79.00
CMK86	NEW Dodge Ram 1500 / 2018 and Dodge Ram 1500 Classic / 2019 / 54" - 60"	79.00
CMK76	NEW Ford Police Interceptor Sedan / 2016-2019 / 48"	79.00
CMK83	NEW Ford Police Interceptor Utility / 2014-2019 / 48" - 54"	79.00
CMK98	NEW Ford Expedition SSV / 2018-2019 / 54" - 60"	79.00
CMK88	NEW Ford Fusion / 2017-2019 / 48"	79.00
CMKAJ94	NEW Ford F-150 / 2015-2019 and F-250/F-350/F-450/F-550 Super Duty / 2017-2019 / Adjustable Lightbar Mounting Foot Kit, Stainless Steel / 60"	89.00
CMK7	NEW Permanent Mounting Kit / ALL	47.00
CSTPK#	NEW Straps and Bolts Only For Mounting Kit, For Use with CMK Only	95.00
CMK29	NEW Mounting Foot with Strap Hardware (Straps Purchased Separately)	55.00
RCMK#	NEW Replacement Mounting Kit Includes Feet, Hardware & Straps of your Choice	161.00
RCMK29	NEW Replacement Mounting Foot with Strap Hardware (Straps Purchased Separately)	95.00

Justice® Super-LED® WeCan® Series Lightbars

Black Base with Clear Outer Lenses Standard with Multiple Flash Patterns and Passenger Side Cable Exit. (For Mounting Options, See Optional Mounting Kits).

Justice® JV WeCan® Series Super-LED®, Includes Four Corner Linear-LED® Modules with 9 Super-LED®s Per Module.

JV4****	44" 4 Red, Blue, Amber and/or White	1472.00
JV8****	50.125" 4 Red, Blue, Amber and/or White	1541.00
JV2****	56.25" 4 Red, Blue, Amber and/or White	1616.00



Justice® JY WeCan® Series Super-LED®, Includes Four Corner Linear-LED® Modules with 6 Super-LED®s Per Module.

JY4****	44" 4 Red, Blue, Amber and/or White	1360.00
JY8****	50.125" 4 Red, Blue, Amber and/or White	1428.00
JY2****	56.25" 4 Red, Blue, Amber and/or White	1503.00
Justice® WeCan® Series Options		
JDC*	One CON3™, Red, Blue, Amber or White	104.00
JDH*	One LTR3™, for Use in Center Section Only, Red, Blue, Amber or White	104.00
JDL*	One LIN6™, Red, Blue, Amber or White	167.00
JDL#	One DUO™ LIN6™, Red/Amber or Blue/Amber, For use in Rear of Bar as a DUO™ Traffic Advisor™	176.00
JTLS1	Two LR11 Super-LED® Flashing Take-Down Lights with 15° Horizontal Adjustment	117.00
JALF1	Two LR11 Super-LED® Flashing Alley Lights with 15° Horizontal Adjustment	117.00
JDLF**	Two Red, Blue and/or Amber Flashing LR11 Super-LED® Modules in Alley Light Positions, with 15° Horizontal Adjustment	230.00
JCTLS1	One LR11 Super-LED® Flashing Take-Down Light, for Single Center Section, with 15° Horizontal Adjustment	70.00
JCTLS12	Two LR11 Super-LED® Flashing Take-Down Lights, for Two Center Sections, with 15° Horizontal Adjustment	117.00
JCTLS1D	One Dual LR11 Super-LED® Flashing Take-Down Lights, for Single Center Section, with 15° Horizontal Adjustment	117.00
JTDLED1	One Super High Intensity LED Take-Down, for Center Section of a 50" Lightbar	116.00
JTDLED2	Two Super High Intensity LED Take-Down Lights	230.00
JWLLED2	Two Super High Intensity LED Work Lights	230.00
JXALF1L	Two Super-LED® External Alley Lights, for Standard End Section	309.00
JXALF**L	Two Red, Blue and/or Amber Super-LED® Modules in External Alley Light Positions, for Standard End Section	259.00
JBTLED	Two LED Brake/Turn/Tail Lights	195.00
JTA2W	Two Wire Control Traffic Advisor™, Standard Feature if Appropriate Number of Lightheads are Purchased	
JTACNTL	Traffic Advisor™ Includes Internal, External Harness and TACTL5, Lightheads Purchased Separately. When Purchased with Lightbar Only. For Use with CON3™ Center Module Only	568.00
JTACBL	Traffic Advisor™ Includes Internal and External Harness, for use with CCSRNTA3, Lightheads Purchased Separately. When Purchased with Lightbar Only. For Use with CON3™ Center Module Only	230.00
WCC9SUB	Substitute WCC9 WeCan® Controller for WeCan® Electronic Control Point Module. When Purchased with WeCan® JV & JY Series Lightbars Only, ADD	167.00
DELWCCP	Delete WeCan® Control Point, for use with JV and JY Series Only - DEDUCT	39.00
†† JDSCBL	Driver Side Cable Exit, in Place of Passenger Side	
JBULK18	Bulk Package of 18 Justice® Series Lightbars, In Place of Standard Individually Boxed Lightbars- DEDUCT	60.00

Justice® Super-LED® Competitor™ Series Lightbars

Black Base with Clear Outer Lenses Standard. Standard Current Switching with Scan-Lock™ Flash Patterns, Pattern Override Mode and Passenger Side Cable Exit. (For Mounting Options, See Optional Mounting Kits).

Justice® JC Competitor™ Series Super-LED®, Includes Four Corner Linear-LED® Modules with 9 Super-LED®s Per Module.

JC4****	44" 4 Red, Blue, Amber and/or White	1133.00
JC8****	50.125" 4 Red, Blue, Amber and/or White	1220.00
JC2****	56.25" 4 Red, Blue, Amber and/or White	1305.00
JC0****	62.375" 4 Red, Blue, Amber and/or White	1404.00

Justice® JE Competitor™ Series Super-LED®, Includes Four Corner Linear-LED® Modules with 6 Super-LED®s Per Module.

JE4****	44" 4 Red, Blue, Amber and/or White	1020.00
JE8****	50.125" 4 Red, Blue, Amber and/or White	1107.00
JE2****	56.25" 4 Red, Blue, Amber and/or White	1191.00
JE0****	62.375" 4 Red, Blue, Amber and/or White	1289.00

Justice® Competitor™ Series Options

JDC*	One CON3™, Red, Blue, Amber or White	104.00
JDH*	One LTR3™, for Use in Center Section Only, Red, Blue, Amber or White	104.00
JDL*	One LIN6™, Red, Blue, Amber and/or White	167.00
JHALF1	Two LR11 Super-LED® Steady-Burn Alley Lights with 15° Horizontal Adjustment	183.00
JHCTAL1C	NEW One High Intensity Super-LED® Center-Mounted Steady-Burn Take-Down Light, for Single Center Section and Two LR11 Super-LED® Steady-Burn Alley Lights with 15° Horizontal Adjustment	263.00
JHTDLED1	NEW One High Intensity Super-LED® Center-Mounted Steady-Burn Take-Down Light, for Single Center Section	165.00
JHTLS2	Two LR11 Super-LED® Steady-Burn Take-Down Lights with 15° Horizontal Adjustment	183.00
JHCTLS1	Two LR11 Super-LED® Center-Mounted Steady-Burn Take-Down Lights with 15° Horizontal Adjustment for two center sections	183.00
JHCTLS1D	One Dual LR11 Super-LED® Take-Down Light, for Single Center Section, with 15° Horizontal Adjustment	183.00
JHTDALL1	Four LR11 Super-LED®s, Two Steady-Burn Take-Down and Two Steady-Burn Alley Lights with 15° Horizontal Adjustment	285.00

All models are 12 Volt D.C. only unless otherwise noted above. For other voltages contact factory.

* Replace symbol in model number with letter indicating lens color or LED color desired: A = Amber; B = Blue; C = Clear/White; R = Red; G = Green

Replace symbol in model number with letter indicating SPLIT lens or LED color desired: D = Red/Clear or White; E = Blue/Clear or White; F = Amber/Clear or White; H = Green/Clear or White; J = Red/Blue; K = Red/Amber; L = Red/Green; M = Blue/Amber † (to be discontinued, check availability) †† NCNR (special order, check availability, non-cancelable, non-returnable) ! Indicate length desired: 5 foot, 6 foot, 7 foot or 8 foot \$ Indicates Lower Price



↓ †† - NCNR (special order, non-cancelable, non-returnable, check availability). See "Made-To-Order" Statement on Table of Contents Page of this Price List.

MODEL	DESCRIPTION	LIST
JHCTAL1	Four LR11 Super-LED®, Two Center-Mounted Steady-Burn Take-Down and Two Steady-Burn Alley Lights with 15° Horizontal Adjustment for two center sections	285.00
JHCTAL1D	Four LR11 Super-LED®, One Dual LR11 Center-Mounted Steady-Burn Take-Down Light, for Single Center Section and Two Steady-Burn Alley Lights with 15° Horizontal Adjustment	285.00
JHFLASH	Flasher for Flashing Take-Down or Flashing Work Lights, Please Specify	117.00
JHBTTLED	Two LED Brake/Tail/Turn Lights	276.00
JTACNTL	Traffic Advisor™, Includes Internal and External Harness and TACTL5, Lightheads Purchased Separately. When Purchased with Lightbar Only. For Use with CON3™ Center Module Only	568.00
JTACBL	Traffic Advisor™ Internal and External Harness, for use with CCSRNTA3, Lightheads Purchased Separately. When Purchased with Lightbar Only. For Use with CON3™ Center Module Only	230.00
†† JDSCBL	Driver Side Cable Exit, in Place of Passenger Side	
DELWCCP	Delete WeCan® Control Point, for use with Justice Competitor Series Plus Lightbars Only - DEDUCT	39.00
JBULK18	Bulk Package of 18 Justice® Series Lightbars, In Place of Standard Individually Boxed Lightbars- DEDUCT	60.00

Century™ Elite Series LED Lightbars

Century™ Elite Series LED Lightbars, Includes Four Corner Linear-LED® Modules.

CE4****	44", 4 Red, Blue, Amber or White	900.00
CE8****	50", 4 Red, Blue, Amber or White	979.00
Century™ Elite Series Options		
CEDLX*	One Linear12™ LED Red, Blue, Amber or White	159.00
CETAT8	Eight TIR Lamp Amber LED Traffic Advisor™, Requires No Special Control Head, For CE4, 44", Models Only	556.00
CETAL5	Five LED Lamp Amber Linear-LED® Traffic Advisor™, Requires No Special Control Head, For CE8, 50", Models Only	785.00
CTLS1	Two LR11 LED Take Down Lights	117.00
CALF1	Two LR11 LED Alley Lights	117.00

Towman's™ Super-LED® Series Lightbars

Individual Control of Front and/or Rear Lightheads. All Models Include 4 Corner Amber Linear-LED® Modules, LED Work Lights, LED Brake/Tail/Turn Lights.

Towman's™ Freedom® IV Series, Includes LED Brake/Tail/Turn and LED Work Lights

F40BAAAA	60" Long, Low Current, 3 Slide Bolt Mounting Brackets, Amber, and Eight Inboard Modules	4685.00
F4EDLA	One Single Color Long Economy DYAD™ Lighthead, Amber	130.00

Towman's™ Liberty™ II WeCan® Series

IW0BAAAA	60" Long, 4 Slide Bolt Mounting Brackets, Amber, Four Corner and Six Inboard	3490.00
IWDL*	One Single Color Long 6 Super-LED® Lighthead, Amber, Blue, Red or White	173.00
IWDS*	One Single Color Short 3 Super-LED® Lighthead, Amber, Blue, Red or White	120.00

Towman's™ Justice® Competitor™ Series, Includes Brake/Turn/Tail and LED Work Lights Unless Specified.

JF0TAAAA	62.375" Long, 3 Slide Bolt Mounting Brackets, Amber	1552.00
JF0BAAAA	62.375" Long, 3 Slide Bolt Mounting Brackets, Amber and 6 CON3™ Amber	1828.00
JF0DAAAA	62.375" Long, 3 Slide Bolt Mounting Brackets, Amber with a Five CON3™ Traffic Advisor™, No Work Lights	2177.00
JF0FAAAA	62.375" Long, 3 Slide Bolt Mounting Brackets, Amber with 16 CON3™ Amber, No Work Lights	2196.00
JF01AAAA	62.375" Long, 2 "U" Mounting Brackets with Plug and Play Harness, Amber and 6 CON3™ Amber	1828.00
JF02AAAA	62.375" Long, 2 "U" Mounting Brackets with Plug and Play Harness, Amber and 6 CON3™ Amber, Includes Identification Light	1956.00
JDC*	One CON3™, Amber, Blue, Red or White	104.00

Towman's™ Century™ Series

CW0BAAAA	60" Long, 3 Slide Bolts Mounting Brackets, Amber with 4 Amber Inboard Modules	1569.00
CDT6A	Optional, One Amber TIR6™ Inboard Module	71.00
CEDLXA	One Amber LIN12™ Super-LED®	159.00

NFPA Lightbars

Meeting NFPA 1901 Zone "A" Upper Lighting Requirements, For Available Options, Contact Factory. (For Mounting Options, See Optional Mounting Kits).

NFPA Edge® Freedom® IV F4N Low Current DYAD™ Series Linear Super-LED® Lightbars, ZONE "A" UPPER, All Models Include Clear Outer Lens, Freight Surcharge May Apply.

F4N2VLED	55", Four Red Corners and Four Front (2 Red/2 White)	2790.00
F4N0VLED	60", Four Red Corners and Four Front (2 Red/2 White)	3269.00
F4N7VLED	72", Four Red Corners and Four Front (2 Red/2 White)	3269.00
F4N2QLED	55", Two Red Front Corners and Four Front (2 Red/2 White) and Two End Red, Square Ends	2790.00
F4N0QLED	60", Two Red Front Corners and Four Front (2 Red/2 White) and Two End Red, Square Ends	3269.00
F4N7QLED	72", Two Red Front Corners and Four Front (2 Red/2 White) and Two End Red, Square Ends	3269.00
F4NMINI	Two 21.5" Mini Freedom® IVs, Each Lightbar Consists of Two Red Front Corners, Two Front Center White and One Red End, Sold in Pairs	3306.00



NFPA Justice® Series Super-LED®, ZONE "A" UPPER, All Models Include Clear Outer Lens.

JE2NFPA	56", Four Corner Red Linear-LED®, Six Front CON3™s (4 Red/2 White)	1828.00
JE0NFPA	62", Four Corner Red Linear-LED®, Six Front CON3™s (4 Red/2 White)	1912.00

Options for NFPA Lightbars

MKEZ7	1-1/2" Permanent Mount / ALL	47.00
MK8H	5" Permanent Mount (Cast Aluminum) / ALL / ALL	118.00
MK9S	Slide Bolt Brackets For Flat Surface Mounting (2 ea.) 48"/52"	59.00
MK20S	Slide Bolt Brackets For Flat Surface Mounting (3 ea.) 60"/72"	93.00



4500 Series Surface Mount Lightbars

4500 Plus Super-LED® Build-A-Bar™ Series, Not All Options Available on All Lightbars, 4500B Series is a Build-A-Bar, All Inner Lighthoods Purchased Separately.

†† 45B±±	4500 Series Build-A-Bar™, ±± Insert Length 38" or 44" Long	359.00
†† 45B52	4500 Series Build-A-Bar™, 52" Long	457.00
†† 45B52*	4500 Series Build-A-Bar™, 52" Long, with Center-Mounted LED ICC Lights, Replace * with Color of ICC light, A = Amber or R = Red	457.00
†† 45B±±	4500 Series Build-A-Bar™, ±± Insert Length 60" or 72" Long	666.00
†† 45B±±*	4500 Series Build-A-Bar™, ±± Insert Length 60" or 72" Long, with Center-Mounted LED ICC Lights, Replace * with Color of ICC light, A = Amber or R = Red	666.00
†† 45B±±	4500 Series Build-A-Bar™, ±± Insert Length 76" Long	730.00
†† 45B±±*	4500 Series Build-A-Bar™, ±± Insert Length 76" Long, with Center-Mounted LED ICC Lights, Replace * with Color of ICC light, A = Amber or R = Red	730.00
†† 45B±±	4500 Series Build-A-Bar™, Insert Length 82", 84", 86", 88" or 90" Long, Freight Surcharge May Apply	827.00
†† 45B±±*	4500 Series Build-A-Bar™, Insert Length 82", 84", 86", 88" or 90" Long, with LED ICC Lights, Replace * with Color of ICC light, A = Amber or R = Red, Freight Surcharge May Apply	827.00
†† 45KFL	Interior KKK Front Super-LED® Lighting Package, Includes Two Corner Red, Two 400 Series Red and Two 400 Series White Linear-LED®s	1569.00
†† 45KRL	Interior KKK Rear Super-LED® Lighting Package, Includes Two Corner Red, Two 400 Series Red, Two 400 Series Amber Linear-LED®s and Halogen Load Lights	1844.00
†† 45DLOUTA	Delete Outboard Two Amber ICC Lights Only	
†† 45DLOUTR	Delete Outboard Two Red ICC Lights Only	
†† 45DLCNTA	Delete Center Amber ICC Light Only	
†† 45DLCNTR	Delete Center Red ICC Light Only	
†† 45CL*	Add One Single Color Corner Linear-LED® Lighthead, Amber, Blue, Red or White	272.00
†† 45ADRB*	ROTA-BEAM™ Super-LED® Beacon, Red, Blue, Amber or White	416.00
†† 45FL*	Add One Single Color 400 Series Linear-LED® Lighthead, Amber, Blue, Red or White	246.00
†† 45ADL8*	Add One Single Color 700 Series Super-LED® Lighthead (Flashing), Red, Blue or Amber	246.00
†† 45ADLS8*	Add One Single Color 700 Series Super-LED® Lighthead (Steady), Amber, Blue, Red or White (Flasher Purchased Separately)	246.00
†† 45FLASH	Add One Internal Flasher & Harness Only, For up to Two 400 or 700 Series Linear-LED® Super-LED® Lighthoods	95.00
†† 45KFH	Interior KKK Front Halogen Lighting Package, Includes Three Halogen Modules	392.00
†† 45KRH	Interior KKK Rear Halogen Lighting Package, Includes Three Halogen Modules and Two Load Lights	545.00
†† 45LRLOAD	Add a Pair of Triple (6 LR11's total) LR11 Super-LED® Load Lights	461.00
†† 45ADDHAL	Add One 700 Series Halogen Lighthead	144.00
†† 45ADDSTR	Add One 700 Series Strobe Lighthead	155.00
†† 45ADDAST	Add One Outboard Angled Strobe Lighthead	155.00
†† 45ADROTA	Add One Rotator	116.00
†† 795H	GTT Self-Contained LED IR Opticom™ Emitter, Refer to GTT Opticom™ Emitters Section for Pricing	
†† 45795H	Installation of 795H in a 4500 Series Lightbar, No Charge when Purchased with 795H	



Options, Mounting Kits

For Legacy®, Freedom® IV, Justice® & Liberty™ II Model/Year/Length, Available at Time of Lightbar Purchase ONLY. (For Mounting Kit Options and Replacement Strap & Mounting Kits, See Replacement Parts, Mounting Kits & Strap Kits).

Chevrolet, with Lightbar Purchase Only.

MKEZ95	Colorado / 2015-2019 / Legacy®, Liberty™ II and Freedom® IV 48"-50" or Justice 55"	79.00
MKEZ96	Suburban (Roof Rack Mount) / 2015-2019 / 55"-60"	79.00
†† MKEZ45	Silverado Pickup / 1999-2006 (2007 Classic) / 54"-56"	79.00
MKEZ91	† Silverado 1500 / GMC 1500 Pickup / 2014-2018 / 54"-56"	79.00
MKEZ93	Tahoe / 2015-2019 / 54"-56"	79.00

Chrysler, with Lightbar Purchase Only.

†† MKEZ69	Charger / 2005-2010 / 48"-50"	79.00
MKEZ82	Charger / 2011-2019 / 48"-50"	79.00
MKEA84	Charger / 2011-2019 / 43"-44"	105.00
†† MKEA69	Charger Low Profile Adjustable / 2005-2010 / 43"-44"	105.00
MKEZ85	Durango / 2011-2019 / 48"-50"	79.00
†† MKEZ62	Durango / 2004-2010 / 48"-50"	79.00

All models are 12 Volt D.C. only unless otherwise noted above. For other voltages contact factory.

* Replace symbol in model number with letter indicating lens color or LED color desired: A = Amber; B = Blue; C = Clear/White; R = Red; G = Green

Replace symbol in model number with letter indicating SPLIT lens or LED color desired: D = Red/Clear or White; E = Blue/Clear or White; F = Amber/Clear or White; H = Green/Clear or White, J = Red/Blue; K = Red/Amber; L = Red/Green; M = Blue/Amber † (to be discontinued, check availability) †† NCNR (special order, check availability, non-cancelable, non-returnable) ! Indicate length desired: 5 foot, 6 foot, 7 foot or 8 foot \$ Indicates Lower Price



Lightbars

↓ †† - NCNR (special order, non-cancelable, non-returnable, check availability). See "Made-To-Order" Statement on Table of Contents Page of this Price List.

MODEL	DESCRIPTION	LIST
†† MKAJ62	Durango, Adjustable Leveling Foot / 2004-2010 / 48"-50"	89.00
MKEZ79	† Ram 1500-3500 / 2010-2011 / 54"-56"	79.00
MKEZ86	Ram 1500 / 2012-2018 and Ram 1500 Classic / 2019 / 54"-56"	79.00
Ford, with Lightbar Purchase Only.		
MKEZ89	Escape / 2013-2019 / 48"-50"	79.00
†† MKEZ38	Excursion, For Edge® Series / 2000-2006 / 55"-60"	79.00
†† MKEZ74	† Expedition (Low Profile Rack Mount) / 2007-2017 / 54"-56"	79.00
†† MKEZ60	† Expedition / 2003-2017 / 54"-56"	79.00
MKEZ98	Expedition (Roof Rack Mount) / 2018-2019 / Liberty™ II 54", Legacy® 54", Freedom® IV 55", Justice® 62"	79.00
MKAJ98	Expedition / 2018-2019 / 54"-56"	89.00
MKEZ94	F-150 / 2015-2019 / Liberty™ II 59", Freedom® IV 60", Justice® 62"	79.00
MKAJ94	F-150 / 2015-2019 / Liberty™ II 54", Legacy® 54", Freedom® IV 55" and Justice® 62"	89.00
MKEA94	F-150 / 2015-2019 / Original Liberty™ 54" (Not Liberty™ II) or Justice® 56"	105.00
†† MKEZ61L	F-150 / 2004-2014 / 54"-56"	79.00
†† MKEZ61	F-150 / 2004-2014 / 60"	79.00
MKEZ94	F-250/F-350/F-450/F-550 Super Duty / 2017-2019 / Liberty™ II 59", Freedom® IV 60", Justice® 62"	79.00
MKAJ94	F-250/F-350/F-450/F-550 Super Duty / 2017-2019 / Liberty™ II 54", Legacy® 54", Freedom® IV 55", Justice® 62"	89.00
†† MKEZ38	F-250/F-350/F-450/F-550 Super-Duty / 1999-2016 / 60", Edge® Only	79.00
†† MKEZ38L	F-250/F-350/F-450/F-550 Super-Duty / 1999-2016 / 54", Edge® Only	79.00
MKEZ88	Fusion / 2013-2019 / 48"-50"	79.00
MKEA76	Police Interceptor Sedan / 2013-2019 / 43"-44"	105.00
MKEZ76L	Police Interceptor Sedan / 2013-2019 / 48"-50"	79.00
MKEZ83	Police Interceptor Utility / 2013-2019 / 48"-55"	79.00
Toyota, with Lightbar Purchase Only.		
MKEZ97	Tacoma / 2016-2019 / 48"	79.00
Permanent Mount, with Lightbar Purchase Only.		
MKEZ7	1-1/2" Permanent Mount / ALL	47.00
MKAJ7	Adjustable Leveling Foot for 1-1/2" Permanent Mount / ALL	73.00
MK8H	5" Permanent Mount (Cast Aluminum) / ALL / ALL	118.00
MK9S	Slide Bolt Brackets for Flat Surface Mounting (2 ea.) 48"-55"	59.00
MK20S	Slide Bolt Brackets for Flat Surface Mounting (3 ea.) 60+"	93.00
MKEZ29	1-1/2" Mounting Foot with Strap Hardware (Straps Purchased Separately)	55.00
MKEA29	Low Profile Adjustable Foot with Strap Hardware (Straps Sold Separately)	84.00
MK7SS2	Stainless Steel Heavy Duty 10° Adjustable Permanent Mount Feet, Low	189.00
MK7SS4	Stainless Steel Heavy Duty 10° Adjustable Permanent Mount Feet, High	215.00

Replacement Parts, Mounting Kits & Strap Kits

Replace # with the Vehicle # Listed Above.

Replacement Strap Kits & Mounting Kits

RMKEZ#	Replacement Mounting Kit Includes Feet, Hardware & Straps of your Choice	161.00
RMKEZ29	Replacement 1 1/2" Mounting Foot with Strap Hardware (Straps Purchased Separately)	95.00
RMKEA29	Replacement MKEA29 Mounting Foot with Strap Hardware (Straps Purchased Separately)	118.00
STPKT#	Straps and Bolts Only for Mounting Kit, For Use with MKEZ or MKAJ Only	95.00
†† STPEA69	Straps and Bolts Only for MKEA69 Mounting Kit, Charger / 2005-2010	95.00
RMKEZ7	Replacement 1-1/2" Permanent Mounting Kit #7	95.00
RMK9S	Replacement Slide Bolt Mounting Kit #9S (2 ea.)	95.00
RMK20S	Replacement Slide Bolt Mounting Kit #20S (3 ea.)	128.00
RMK8H	Replacement 5" Riser Mounting Kit #8H	134.00
RMKAJ#	Replacement Adjustable Leveling Foot, Includes Feet, Hardware and Choice of Strap # 16, 52, 54, 62, 71 or 72	180.00
NOTE	All straps are special ordered and NON-RETURNABLE. Some modification may be required by the end user to adapt these straps to fit exact vehicle roof line and door jamb positions. This list is intended as a GUIDE ONLY to assist in obtaining the closest strap for vehicle make and fit, and DOES NOT GUARANTEE an exact fit in every case.	

Options, Low Profile Mounting Kits

For Legacy® and Liberty II™ Series Lightbars Only

Chevrolet

MKLP95	Colorado / 2015 - 2019 / 48"-50"	112.00
MKLP91	† Silverado 1500 / GMC 1500 Pickup / 2015-2018 / 54"-56"	112.00
MKLP93	Tahoe / 2015-2019 / 54"-56"	112.00

Chrysler

MKLP82	Charger / 2011-2019 / 48"-50"	112.00
MKLP86	Ram 1500 / 2012-2018 and Ram 1500 Classic / 2019 / 54"-56"	112.00



Ford

††	MKLP38	F-250/F-350/F-450/F-550 Super Duty / 1999-2016 / 55"-60"	112.00
	MKLP88	Fusion / 2013-2019 / 48"-50"	112.00
	MKLP76	Police Interceptor Sedan / 2013-2019 / 48"-50"	112.00
	MKLP83	Police Interceptor Utility / 2013-2019 / 48"-55"	112.00

Toyota

	MKLP97	Tacoma / 2016-2019 / 48"	112.00
--	--------	--------------------------	--------

Replacement Parts, Low Profile Mounting Kits & Strap Kits

For Legacy® Series Lightbars Only

Replacement Strap Kits & Low Profile Mounting Kits

	MKLP7	Low Profile Permanent Mounting Foot, When Purchased with Lightbar	103.00
	MKLP29	Replacement 1 1/2" Low Profile Mounting Foot with Strap Hardware (Straps Purchased Separately)	94.00
	MKLPQDU	Low Profile Foot with Universal Quick Disconnect Mounting Brackets	135.00
	RMKLPQDU	Replacement Low Profile Foot with Universal Quick Disconnect Mounting Brackets	161.00
	STPKTQDU	Straps and Bolts Only with Universal Quick Disconnect Mounting Brackets	95.00
	RMKLP#	Replacement Low Profile Mounting Foot, Include Feet, Hardware and Straps of your Choice	161.00
	STPLP#	Straps and Bolts, Use With MKLP Only	95.00
	NOTE	All straps are special ordered and NON-RETURNABLE. Some modification may be required by the end user to adapt these straps to fit exact vehicle roof line and door jamb positions. This list is intended as a GUIDE ONLY to assist in obtaining the closest strap for vehicle make and fit, and DOES NOT GUARANTEE an exact fit in every case.	

24 VDC Products

Refer to Series Section for Options. For other 24 VDC Models that are Not Listed Below, Contact Factory for Pricing and Availability.

Super-LED® Beacons, 24 VDC

††	L31H*F4	L31 Super-LED® Beacon, Class 1, High Dome, Amber, Blue or Red, Flat Mount, Cast Base	599.00
††	L32L*F4	L32 Super-LED® Beacon, Class 1 in Amber, Class 2 in Red or Blue, Low Dome, Amber, Blue or Red, Flat Mount, Cast Base	398.00
††	L21H*P4	L21 Super-LED® Beacon, Class 1, High Dome, Amber or White, Perm/Pipe/"J" Hook Mount, Polycarbonate Base	343.00
††	L21L*P4	L21 Super-LED® Beacon, Class 1, Low Dome, Amber or White, Perm/Pipe/"J" Hook Mount, Polycarbonate Base	343.00
††	L22H*P4	L22 Super-LED® Beacon, Class 2 Amber, High Dome, Amber, Blue, Red or White, Perm/Pipe/"J" Hook Mount, Polycarbonate Base	198.00
††	L22L*P4	L22 Super-LED® Beacon, Class 2 Amber, Low Dome, Amber, Blue, Red or White, Perm/Pipe/"J" Hook Mount, Polycarbonate Base	198.00
††	L10HAP4	L10 Super-LED® Beacon, Class 1, High Dome, Amber, Perm/Pipe Mount, Polycarbonate Base	164.00
††	L10LAP4	L10 Super-LED® Beacon, Class 1, Low Dome, Amber, Perm/Pipe Mount, Polycarbonate Base	164.00

Lightheads, 24 VDC

††	0SU0EDCR	0S Series White Illumination Light, Clear Lens	40.00
††	20U0CDCR	4" Round, 2G Series, Compartment Light, Level 3 Intensity, Optional Mounting Kit Purchased Separately	138.00
††	3SU00FCR	3" Round Super-LED®, Flashing, White with Clear Lens	75.00
††	3SS00FAR	3" Round Super-LED®, Flashing, Amber with Amber Lens	75.00
††	3SW00FRR	3" Round Super-LED®, Flashing, Red with Red Lens	75.00
††	50S03ZAR	500 Series TIR6™ Super-LED®, Amber with Amber Lens	167.00
††	50T03ZBR	500 Series TIR6™ Super-LED®, Blue with Blue Lens	167.00
††	50W03ZRR	500 Series TIR6™ Super-LED®, Red with Red Lens	167.00
††	60U0EHCR	6" Round Surface Mount, Super-LED® Ambulance Interior Light	204.00
††	7SU0ENZR	700 Series, Gradient Opti-Scenelight™, Surface Mount	309.00
††	9SU0ENZR	900 Series, Gradient Opti-Scenelight™, Surface Mount, Includes Flange	546.00
††	90BTT4	900 Series, 5mm Brake/Tail/Turn, 2 Flash Patterns	389.00
††	C9SL4	Scenelight, Includes Chrome Flange	546.00
††	IONSM*4	ION™ Series Surface Mount, Red, Blue, Amber or White, Black Housing	150.00
††	WIONSM*4	ION™ Series, Wide Angle Surface Mount, Red, Blue, Amber or White, Black Housing	150.00
††	WIONSC*4	ION™ Series, Wide Angle Surface Mount, Red, Blue, Amber or White, Chrome Housing	200.00
††	LINZ6*24	† LINZ6™ Series Super-LED®, Red, Blue, Amber or White, with Clear Lens	169.00
††	M2*24	M2 Series Super-LED® with Scan-Lock™ Flash Patterns, Red, Blue, Amber or White, with Color Lens	174.00
††	M2W*24	M2 Series Super-LED®, Warning, Wide Angle, Red, Blue, Amber or White, with Color Lens	174.00
††	M2W*C24	M2 Series Super-LED®, Warning, Wide Angle, Red, Blue, Amber or White, with Clear Lens	174.00
††	M4*24	M4 Series Super-LED® with Scan-Lock™ Flash Patterns, Red, Blue, Amber or White, with Color Lens	188.00
††	M6*24	M6 Series Super-LED® with Scan-Lock™ Flash Patterns, Red, Blue, Amber or White, with Color Lens	229.00
††	M6*C24	M6 Series Super-LED® with Scan-Lock™ Flash Patterns, Red, Blue, Amber or White, with Clear Lens	229.00

All models are 12 Volt D.C. only unless otherwise noted above. For other voltages contact factory.

* Replace symbol in model number with letter indicating lens color or LED color desired: A = Amber; B = Blue; C = Clear/White; R = Red; G = Green

Replace symbol in model number with letter indicating SPLIT lens or LED color desired: D = Red/Clear or White; E = Blue/Clear or White; F = Amber/Clear or White; H = Green/Clear or White; J = Red/Blue; K = Red/Amber; L = Red/Green; M = Blue/Amber † (to be discontinued, check availability) †† NCNR (special order, check availability, non-cancelable, non-returnable) ! Indicate length desired: 5 foot, 6 foot, 7 foot or 8 foot \$ Indicates Lower Price

↓ †† - NCNR (special order, non-cancelable, non-returnable, check availability). See "Made-To-Order" Statement on Table of Contents Page of this Price List.

MODEL	DESCRIPTION	LIST
†† M6V2*4	M6 Super-LED® V-Series™, Combination 180° Warning and Perimeter Light, Scan-Lock™ Flash Patterns with Color Outer Lens over the Warning Light. Optional Mounting Flanges Purchased Separately	601.00
†† M6BTT24	M6 Series Brake/Tail/Turn, Red Lens	167.00
†† M6BUW24	M6 Series Back-Up, Clear Lens	223.00
†† M6ZC24	M6 Series Super-LED® Gradient Scene Light	386.00
†† M6T24	M6 Series Amber Turn Signal, Sequential Arrow, Amber Lens	145.00
†† M7*24	M7 Series Super-LED® with Scan-Lock™ Flash Patterns, Red, Blue, Amber or White, with Color Lens	229.00
†† M7ZC24	M7 Series Super-LED® Gradient Scenelight	229.00
†† M9*24	M9 Series Super-LED® with Scan-Lock™ Flash Patterns, Red, Blue, Amber or White, with Color Lens	343.00
†† M9V2*4C	M9 Super-LED® V-Series™, Combination 180° Warning and Scene Light, Scan-Lock™ Flash Patterns with Color Outer Lens over the Warning Light, Includes Chrome-Plated Flange	903.00
†† M9V2*4B	M9 Super-LED® V-Series™, Combination 180° Warning and Scene Light, Scan-Lock™ Flash Patterns with Color Outer Lens over the Warning Light, Includes Black Flange	895.00
†† MCRNS*4	Micron™ Series Super-LED® with Scan-Lock™ Flash Patterns, Red, Blue, Amber or White, Black Flange	129.00
†† NP6B4W	Pioneer™ Nano Work/Scene Lights, 6-LED, with Bail Mount, White	260.00
†† NP6B4B	Pioneer™ Nano Work/Scene Lights, 6-LED, with Bail Mount, Black	260.00
†† MPB4B	Micro Pioneer™ Super-LED® Work Light, Bail/Stud Mount, Black Housing	421.00
†† MPB4W	Micro Pioneer™ Super-LED® Work Light, Bail/Stud Mount, White Housing	421.00
†† MPP4W	Micro Pioneer™ Super-LED® Work Light, Low Profile Pedestal/Swivel Mount, White Housing	579.00
†† MPR4W	Micro Pioneer™ Super-LED® Work Light, Straight Recessed Mount, White Housing	516.00
†† PELCB4	Perimeter Enhancement Light, White Super-LED®, Black Housing	210.00
†† PELCC4	Perimeter Enhancement Light, White Super-LED®, Chrome Housing	210.00
†† PFH14	Single Panel, Pioneer Plus™, Super-LED® Flood Light, White Housing	858.00
†† PFH24	Dual Panel, Pioneer Plus™, Super-LED® Flood Light, White Housing	1497.00
†† PCH14	Single Panel Pioneer™ Combination Flood/Spot with Proclera® Silicone Optics	858.00
†† PFH1P04	Single Panel Pioneer Plus™ with Pole/Pedestal Mount Adapter	1100.00
†† PCH14P	Single Panel Pioneer™ with Pole/Pedestal Mount Adapter, Combination Flood/Spot with Proclera® Silicone Optics, White Housing	1100.00
†† PCH14P1	Single Panel Pioneer™ with Pole/Pedestal Mount Adapter and On/Off Switch, Combination Flood/Spot with Proclera® Silicone Optics, White Housing	1126.00
†† PCH24	Dual Panel Pioneer™ Combination Flood/Spot with Proclera® Silicone Optics, White Housing	1497.00
†† PCH24P	Dual Panel Pioneer™ with Pole/Pedestal Mount Adapter, Combination Flood/Spot with Proclera® Silicone Optics, White Housing	1741.00
†† PCH24P1	Dual Panel Pioneer™ with Pole/Pedestal Mount Adapter and On/Off Switch, Combination Flood/Spot with Proclera® Silicone Optics, White Housing	1766.00
†† PFBP12C4	PAR-36 Round 12-Super-LED® Flood Light, With Pedestal/Swivel Mount and an On/Off Switch, Chrome Rear Cover	453.00
†† P46HHS4	PAR-46, Super-LED® Hand Held Spotlight, Includes Cigar Cord, On/Off Switch and Magnet	486.00
†† VTX609*4	Vertex™, Omni Directional Lighthouse, Red, Blue, Amber or White, 9' Cable	119.00
†† PSCOMPH4	NEW Strip-Lite™ Plus Series, Compartment Light, High Intensity	138.00
Sirens, 24 VDC		
†† ALPHA24R	Alpha Series Siren, Remote, for use with Remote Switches, Purchase Separately	253.00
†† ALPHA24S	Alpha Series Siren, Self-Contained	304.00
†† BETA124R	Beta Series Full Function Siren, Remote, for use with Remote Switches, Purchase Separately	299.00
†† 295SL102	295SL Series, Full Function Siren (up to Two 100 Watt speakers), Includes Microphone	392.00
†† HOWL24	NEW Howler™ Siren Amplifier with Two Speakers, No Charge When Purchased with Howler™ System, Refer to Howler™ Section for Optional Vehicle Specific Mounting Brackets	755.00
†† HHS3400	NEW HHS Series, Siren Amplifier with Hand-Held Controller (CANCTL5)	599.00
†† HHS4400	NEW HHS Series, Same as HHS3400, Except with WeCan® Port that Supports the Inner Edge® FST™, XLP and RST™ Series, WeCan® Lightbars, and a WeCan® External Amplifier (Not for Use with the CANEM16 Expansion Module)	699.00
Responder® LP Series Lightbars, Aluminum Base, 24 VDC		
†† R2LPPA4	Six LIN6™ Super-LED® Modules, Permanent Mount, Amber, 24 VDC	636.00
†† R2LPPB4	Six LIN6™ Super-LED® Modules, Permanent Mount, Blue, 24 VDC	636.00
†† R2LPPMA4	Six LIN6™ Super-LED® Modules, Magnetic Mount, Amber, 24 VDC	659.00
†† R2LPPR4	Six LIN6™ Super-LED® Modules, Permanent Mount, Red, 24 VDC	636.00
Mini Edge® Freedom® IV Series Lightbars, 24 VDC		
†† F4M1111P	Permanent Mount, Amber	1485.00
†† F4M5555P	Permanent Mount, Red	1485.00
†† F4DLA4	One Single Color Long 12 Super-LED® Lighthouse, Amber	237.00
†† F4DLR4	One Single Color Long 12 Super-LED® Lighthouse, Red	237.00
Liberty™II, SOLO™, 24 VDC, IX Series and Options, Low Current		
†† IX4****4	44" Four Single Color Corner Modules, Red, Blue, Amber and/or White	1584.00

††	IX8****4	48" Four Single Color Corner Modules, Red, Blue, Amber and/or White	1584.00
††	IX2****4	54" Four Single Color Corner Modules, Red, Blue, Amber and/or White	1584.00
††	IWDL*4	One Single Color Long 6 Super-LED® Lighthouse, Red, Blue, Amber or White	173.00
††	IWDS*4	One Single Color Short 6 Super-LED® Lighthouse, Red, Blue, Amber or White	120.00
††	ITL124	Two Long 12 Super-LED® Take Down Lights	408.00
††	ITS64	Two Short 6 Super-LED® Take Down Lights	233.00
††	IA34	Two Short 6 Super-LED® Alley Lights with 15° Horizontal Adjustment	131.00

Green Products

Refer to Series Section for Options Mounting.

L31 & L32 Super-LED® Beacons, Cast Aluminum Base. Includes Scan-Lock™ Flash Patterns, Hi/Low Power, Cruise and Synchronize Features.

††	L31HGF	Green with Green Dome, Flat Mount	821.00
††	L31HPF	Amber/Green with Clear Dome, Flat Mount	710.00
††	L32L4F	Green with Clear Dome, Flat Mount	543.00
††	L32LGF	Green, Flat Mount	543.00
††	L32LGM	Green, Magnetic Mount	590.00
††	L32LGV	Green, Magnetic/Suction Mount	592.00

L21 Series Super-LED® Encapsulated Beacon, Polycarbonate Base, Perm Mount Models with Scan-Lock™ Flash Patterns.

††	L21L4P	Green with Low Clear Dome, Perm/Pipe / "J" Hook Mount	429.00
----	--------	---	--------

Lighthoods - Green, Super-LED® (Unless Specified) with Scan-Lock™ Flash Patterns

††	0SG00MCR	Green Marker/Clearance Light with Clear Lens	49.00
††	2EG00ZGR	4" Round Series, Extended Lens, Green with Green Lens	204.00
††	2EP00ZCR	4" Round Series, Extended Lens, Amber/Green with Clear Lens	250.00
††	40G02ZCR	400 Series, Single Level, Green with Clear Lens	162.00
††	40G02ZGR	400 Series, Single Level, Green with Green Lens	162.00
††	50G02ZCR	500 Series, Green with Clear Lens	200.00
††	50G02ZGR	500 Series, Green with Green Lens	200.00
††	50AG2ZCR	500 Series, Amber/Green with Clear Lens	230.00
††	5V1G	500 V-Series™, Green with Clear Lens	385.00
††	60G02FCR	600 Series, Green with Clear Lens	248.00
††	60G02FGR	600 Series, Green with Green Lens	248.00
††	70G02FGR	700 Series, Green with Green Lens	248.00
††	IONG	ION™ Series, Green with Clear Lens	199.00
††	IONSMG	ION™ Series, Surface Mount, Green with Clear Lens	199.00
††	TLI2P	ION™ T-Series™ DUO™ Color, Amber/Green with Clear Lens	199.00
††	LINV2G	LINV2™ V-Series™, Green with Clear Lens	294.00
††	LINSV2G	LINSV2™ V-Series, Under Surface Mount, Green with Clear Lens	307.00
††	LINZ6G	† LINZ6™ Series, Green with Clear Lens	182.00
††	M4G	M4 Series, Green	219.00
††	M6G	M6 Series, Green	271.00
††	M6GC	M6 Series, Green with Clear Lens	271.00
††	M7G	M7 Series, Green	271.00
††	M9G	M9 Series, Green	406.00
††	MCRNSG	Micron™ Series, Surface Mount, Green with Clear Lens	158.00
††	RS002ZCR	LIN3™ Series, Green with Clear Lens	105.00
††	RS003ZCR	TIR3™ Series, Green with Clear Lens	105.00
††	VTX609G	Vertex™ Series, Green with Clear Lens	135.00
††	VTXD609G	Vertex™ Series, Directional Lighthouse, Green with Clear Lens	135.00

Lightbars, Mini, Super-LED®

††	R2LPHPG	Responder® LP Series, Mini Lightbar, LIN6™, Permanent Mount, Green with Green Dome	876.00
††	RDLPPAG	Responder® LP DUO™ Series, Mini Lightbar, Permanent Mount, Six Super-LED® Amber/Green Modules with Clear Dome	1399.00
††	MC16MCG	Century™ Series, Mini Lightbar, 16", Magnet Mount, Green with Clear Dome	538.00

Replacement Parts, Lens Kits

Lens kit worksheets are available from your local distributor or your authorized managing sales representative.

Edge® Classic, 94 & 96 Series, Lens Kits

††	LENSKIT1	Lens Kit for Classic Edge® Lightbar	283.00
††	LENSKIT2	Lens Kit for Classic Edge® Lightbar	377.00
††	LENSKIT3	Lens Kit for Classic Edge® Lightbar	377.00

Edge® 9M Series, Lens Kits

††	9MLENKT1	Lens Kit for Edge® 9M Series Lightbar	283.00
††	9MLENKT2	Lens Kit for Edge® 9M Series Lightbar	377.00
††	9MLENKT3	Lens Kit for Edge® 9M Series Lightbar	377.00

Edge® Ultra 9U & Freedom Series, Lens Kits

††	9ULENKT1	Lens Kit for Edge® Freedom® Series Lightbar	283.00
††	9ULENKT2	Lens Kit for Edge® Freedom® Series Lightbar	377.00
††	9ULENKT3	Lens Kit for Edge® Freedom® Series Lightbar	377.00

All models are 12 Volt D.C. only unless otherwise noted above. For other voltages contact factory.

* Replace symbol in model number with letter indicating lens color or LED color desired: **A** = Amber; **B** = Blue; **C** = Clear/White; **R** = Red; **G** = Green

Replace symbol in model number with letter indicating SPLIT lens or LED color desired: **D** = Red/Clear or White; **E** = Blue/Clear or White; **F** = Amber/Clear or White; **H** = Green/Clear or White; **J** = Red/Blue; **K** = Red/Amber; **L** = Red/Green; **M** = Blue/Amber † (to be discontinued, check availability) †† NCNR (special order, check availability, non-cancelable, non-returnable) ! Indicate length desired: 5 foot, 6 foot, 7 foot or 8 foot \$ Indicates Lower Price

↓ †† - NCNR (special order, non-cancelable, non-returnable, check availability). See "Made-To-Order" Statement on Table of Contents Page of this Price List.

MODEL DESCRIPTION LIST

Liberty™ Series Lens Kits, Not for use with 500 Series Alleys

††	SLENKT1	Lens Kit for Liberty™ Series Lightbars for use with LR11 Alley Lights	283.00
††	SLENKT2	Lens Kit for Liberty™ Series Lightbars for use with LR11 Alley Lights	377.00
††	SLENKT3	Lens Kit for Liberty™ Series Lightbars for use with LR11 Alley Lights	377.00

Liberty™ Series Lens Kits, Includes Two LR11 Alley Lights

††	SLENLRK1	Lens Kit for Liberty™ Lightbar, Includes Two LR11 Alley Lights	409.00
††	SLENLRK2	Lens Kit for Liberty™ Lightbar, Includes Two LR11 Alley Lights	503.00
††	SLENLRK3	Lens Kit for Liberty™ Lightbar, Includes Two LR11 Alley Lights	503.00

Replacement Parts, Bulbs For Whelen Lights

Halogen Bulbs, 12 Volts, Unless Specified, Snap-In, Bulb Only.

††	H27DSN28	27 Watt, 24 Volt, Stop/Tail/Turn	61.00
††	H35DSN12	35 Watt Halogen Dual Filament for Interior Light Only	69.00
††	H35SN24	35 Watt, 24 Volt (Yellow Dot)	61.00

Halogen Bulbs, 12 Volts, H-1

††	H55H112	55 Watts, For Delta™ Rotators, Guardian™ Models G1 and G2 Series	48.00
----	---------	--	-------

Halogen Bulbs, 12 Volts, Unless Specified, Twist-Lock, Includes Twist-Lock Adapter & Snap-In Bulb.

††	H35HSC12	35 Watt Halogen Bulb for 810 Scene Light	75.00
††	H35ASC24	35 Watt Halogen Bulb for 24 Volt 810 Scene Light	75.00
††	H35DTL12	35 Watt Halogen Bulb, 3 Position Connector for Interior Light Only, Dual Filament	99.00

Strobe Tubes

††	UNI	Universal Flash Tube (Replaces S406, S600, Z360)	142.00
††	4ELTUBE	400 Series Linear Strobe Tube/Reflector Assembly	162.00
††	4ECTUBE	4E Series Combination Rear Strobe w/Halogen Lamp Reflector Assembly	243.00
††	500LTUBE	500 Series Linear Strobe Tube/Reflector Assembly	202.00
††	58L4TUBE	508E Series Linear Strobe Tube/Reflector Assembly, 4 Screw Lens Design	313.00
††	81L4TUBE	810E Series Linear Strobe Tube/Reflector Assembly, 4 Screw Lens Design	313.00
††	6ELTUBE	600/6E Series Linear Strobe Tube/Reflector Assembly	215.00
††	7ELTUBE	700/7E Series Linear Strobe Tube/Reflector Assembly	215.00
††	7ECTUBE	7E Series Combination Rear Strobe w/Halogen Lamp Reflector Assembly	243.00
††	80DTUBE	800D/1200D Series Helix 1-1/2 Turn, 3 Pin Plug-In Base Strobe Tube, Each	140.00
††	80TUBE	800C/1200C Series Helix 1-1/2 Turn Strobe Tube with black reflector 1200C Series, 800C Series, FHEAD / GHEAD / XHEAD Series	140.00
††	900STUBE	900 Series Non-Linear Strobe Tube/Reflector Assembly	227.00
††	9UTUBE	Edge® 9M/Ultra Corner Tube/Reflector	162.00
††	LFLTUBE	Edge® LFL Corner Tube/Reflector	162.00
††	DIRECTIO	Large Directional Strobe Tube with Reflector (MN200S Style) 9000FF Series, 9000FM, 9801 Series, 9804 Series, 9806 Series, AdvantEdge®+Plus™ Series	192.00
††	FT10A	3-Pin "U" Strobe Tube, Plug-in, VP410 Series, VP415 Series, 2004, 2012, 2015	74.00
††	FT1510	Linear Tube for 1510 Series	69.00
††	FT20A	3-Pin Helix 1-1/2 turn Strobe Tube, Plug-in, VP420 Series, VP422 Series, 2022, G5 & G7 Series	83.00
††	FT25	Flash Tube, 2500 Series Beacons	83.00
††	M469	1 1/2 Turn Helix Strobe Tube with Reflective Base, V-Head	142.00
††	REPTSSTR	Twin Side Beam™ Dual Strobe Reflector Assembly	251.00
††	SSTUBE	Super Strobe® Helix 1-1/2 turn Strobe Tube and Polished Reflector, DOT6H, S360C/S360D/S360S Series, SS361, SS363, SS364	140.00
††	TURBOASY	Linear Strobe/Reflector Module for "Classic" Edge® and Edge+Plus™	162.00
††	S30HAC	Clear Strobe Tube Only (Less Cable), Flange Mount	139.00
††	S30HAA	Amber Strobe Tube Only (Less Cable), Flange Mount	162.00
††	S30HACD	Clear Strobe Tube Only (Less Cable), Flange Mount, Deutsch® Waterproof Connector	153.00
††	S30HAAD	Amber Strobe Tube Only (Less Cable), Flange Mount, Deutsch® Waterproof Connector	182.00

DOT3® Systems with Deutsch® Waterproof Connectors

††	REPDIRWD	DOT3® 100 Series Rear Strobe Assembly, Replaces Old Style AMP W.P., (P/N 02-0341827-00C)	221.00
††	REPSTTWD	DOT3® 100/200 Series Brake/Tail/Turn Bulb Assembly, Replaces Old Style AMP W.P., (P/N 34-0061856-00C)	89.00
††	DIRECTWD	DOT3® 100 Series Rear Strobe Assembly with Deutsch® Waterproof Connector	207.00

DOT3® Systems with AMP® Waterproof Connectors

††	H35TL12W	DOT3® 100/200 Series Back-up Light Assembly	111.00
††	REPDIRWA	DOT3® 100 Series Rear Strobe Assembly	215.00

Snap-In Bulbs

††	H20SN12	20 Watt (Green Dot) , TA836 Series, TA870A Series, TA837 Series, TA1652H Series, TA1664H Series, BLTA, 97 Edge® Bar Series/All Dual Halogen Models, SSNF™ Series Halogen Lighthead	37.00
††	H27SN12	27 Watt (Red Dot), 508 Series, 64 Back Series, 810 Series, 830 Scenelight, AdvantEdge®+Plus™ & Super AdvantEdge®+Plus™ Lightbars, Towman®s™ Lightbars, Edge®+Plus™, B-Link™ Bar Full Size Halogen Modules, Dash-Miser™ Halogen Models	37.00

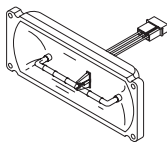
††	H35SN12	35 Watt (White Dot), 4000 Motor/Reflector Assembly/Brushless, 52 Series, DOT3® Systems, Edge® California Steady-Burn, RDX Series	37.00
††	H35HSN12	35 Watt, Horizontal Filament (Gold Dot), GH Series, 64 Series, 73 Series, 97 Scenelight, 5000 Super AdvantEdge®+Plus™	37.00
††	H50SN12	50 Watt, Horizontal Filament (Blue Dot), 97 Series Scenelight, 9E Series, 7E Series (Flashing Only)	37.00
††	H50ASN12	50 Watt, Halogen Bulb for RB6P, RB6D, B6R and Centurion™ Lightbars	37.00
††	H60SN12	60 Watt, 7E Series, 9E Series, RB6T Series	37.00
††	STOPSN12	Brake/Tail/Turn Light, DOT3® Systems (Incandescent Globe Style)	37.00
Linear Snap-In Flash Tubes			
††	TURBO5	Linear Strobe Tube only for 900, 97 & 9E Linear, and 81E Linear. Snap-In with Stiff Trigger Lead 4.75" Long	84.00
††	TURBO64	Linear Strobe Turbo Tube for 64 Series, Snap-in 6" long, 508 Series Linear, 1997 Edge® Bars, Super AdvantEdge®+Plus™, TA864S	84.00
Bi-Pin Halogen Bulbs			
††	H20W12V	20 Watt, TA4000A, TA9000A Series, TA9000D	19.00
††	H27W12V	27 Watt, 9000 Series Alley Light (Full Size), 9000FM Work Light, CR12/212 Series, GRLHAL, TS200H, TS200C	19.00
††	H35W12V	35 Watt, 4000 Series Motor/Reflector Assembly with Brushes, Val-U-Bar™ Series Motor/Reflector Assembly with Brushes	19.00
††	H50W12V	50 Watt	19.00
Twist-Lock Halogen & Strobe Bulbs			
††	S30TL	Twist-Lock Helix 1-1/2 Turn Strobe Tube, 52 Series Twist-Lock, 56 Series Twist-Lock, 64 Series Twist-Lock, 73 Series Twist-Lock, 9000 Series, 97 Series Twist-Lock, DashMiser™/DashMiser Plus™ Twist-Lock Series, GSF/GSE Series, SBS8S	111.00
††	TA20TL12	20 Watt, 2 Position Connector, TA836A, TA837A, TA838A, TA839A, TA870A, TA1620A, TA1622A	65.00
††	H27TL12	27 Watt, 3 Position Connector, 9000 Series Take-Down and Flashers, DashMiser™/DashMiser Plus™ Halogen Series	65.00
††	H35TL12	35 Watt, 3 Position Connector, GHF/GHE Series, 52 Series Halogen, 64 Series, 64 Series Opti-Scenelight™, 73 Series, 73 Series Opti-Scenelight™	65.00
††	H50TL12	50 Watt, 3 Position Connector, 97 Series, 97 Series Opti-Scenelight™	65.00
††	BRAKTL12	Brake/Tail/Turn, 3 Position Connector, (Incandescent), 52 / 64 / 73 & 97 Series Brake/Tail/Turn (Globe Style, Not Flat Back Style)	65.00

All models are 12 Volt D.C. only unless otherwise noted above. For other voltages contact factory.

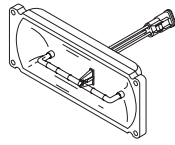
* Replace symbol in model number with letter indicating lens color or LED color desired: A = Amber; B = Blue; C = Clear/White; R = Red; G = Green

Replace symbol in model number with letter indicating SPLIT lens or LED color desired: D = Red/Clear or White; E = Blue/Clear or White; F = Amber/Clear or White; H = Green/Clear or White, J = Red/Blue; K = Red/Amber; L = Red/Green; M = Blue/Amber † (to be discontinued, check availability) †† NCNR (special order, check availability, non-cancelable, non-returnable) ! Indicate length desired: 5 foot, 6 foot, 7 foot or 8 foot \$ Indicates Lower Price

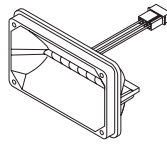
STROBE



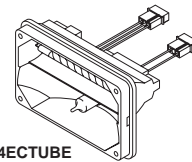
DIRECTIO
02-0340362-00



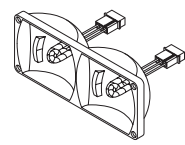
REPDIRWD
01-0442196-40
DIRECTWD
02-0342196-00



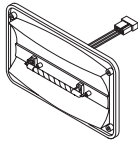
4ELTUBE
02-0362824-00



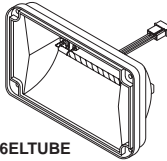
4ECTUBE
02-0363172-00



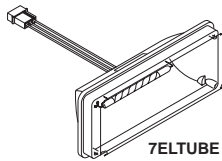
REPTSSTR
02-0361109-02



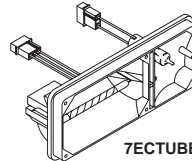
58L4TUBE
02-0362189-00



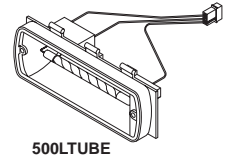
6ELTUBE
02-0363173-00



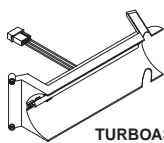
7ELTUBE
02-0362641-00



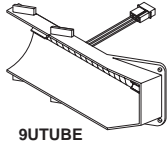
7ECTUBE
02-0363031-01



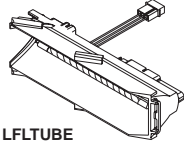
500LTUBE
02-0363292-00



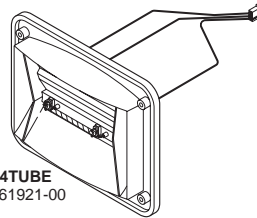
TURBOASY
02-0361417-00



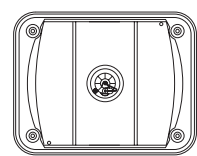
9UTUBE
02-0363171-00



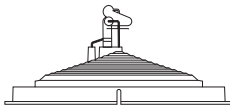
LFLTUBE
02-0363332-00



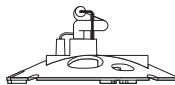
81L4TUBE
02-0361921-00



900STUBE
02-0383678-00



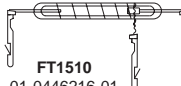
SSTUBE
01-0468256-00
36-0468256-00



80TUBE
01-0461513-00
36-0361513-00



TURBO5
5" Length
36-0142511-00



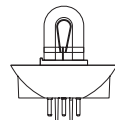
FT1510
01-0446216-01



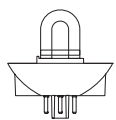
TURBO64
6" Length
01-0441675-00
36-0141675-00



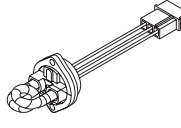
UNI
36-0261100-00



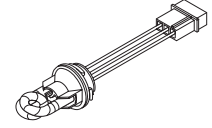
FT20A
01-0441567-W0
36-0341567-00



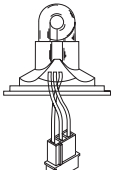
FT10A
01-0441566-W0
36-0341566-00



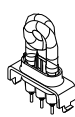
S30HA*
01-0461403-(-)0



S30TL
01-0461281-00



M469
01-0470044-00



FT25
01-0443008-00
36-0343008-00



80DTUBE
01-0442400-00
36-0342400-00

HALOGEN & INCANDESCENT



20W
H20W12V
01-0420781-00
34-0213030-9J



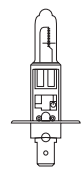
27W
H27W12V
01-0421757-00
34-0021757-00



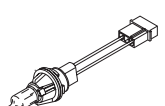
35W
H35W12V
01-0421758-00
34-0021758-00



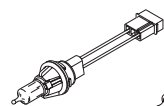
50W
H50W12V
01-0021759-00
34-0021759-00



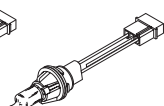
H55H112
34-02120B0-000



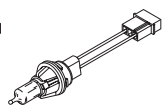
H27TL12
01-0462375-02



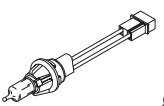
H35TL12
01-0462375-00



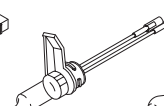
H35DTL12
01-0462503-01



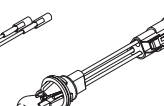
H50TL12
01-0462375-05



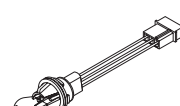
TA20TL12
01-0462380-01



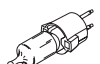
H35HSC12
01-0467838-01
34-0067838-01



REPSTTWD
01-0462507-00



BRAKTL12
01-0462503-00
34-0062389-00



H20SN12
Green Dot
01-0441987-04
34-0041987-04



H27SN12
Red Dot
01-0441987-03
34-0063001-03



H27DSN28
01-0463001-01
34-0063001-01



H35SN12
White Dot
01-0441987-00
34-0041987-00



H35HSN12
Gold Dot
01-0441987-05
34-0041987-05



H35SN24
Yellow Dot
01-0441987-02
34-0041987-02



H50SN12
Blue Dot
01-0441987-01
34-0041987-01



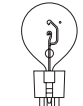
H60SN12
01-0441987-07
34-0041987-07



H50ASN12
Red/White Dot
01-0441987-06
34-0041987-06



H35DSN12
Silver Dot
01-0463001-00
34-0063001-00



STOPSN12
3 PINS
01-0462503-00
34-0062389-00

WHELEN® USER DIRECT WARRANTY (FOR AUTOMOTIVE PRODUCTS ONLY)

Whelen Engineering Company, Inc. warrants products of its manufacture against defects in material and workmanship. This is provided that the product has been installed and operated in accordance with the manufacturer's recommendations. During the warranty period (see below) the Factory Repair Center or an Authorized Whelen Repair Center† will repair or replace (at its option) any parts or electronic assemblies of the unit which disclose a defect in material or workmanship. The Repair Center will return the repaired unit, transportation cost prepaid.

The above warranty is between the first purchaser (ultimate user) only and Whelen Engineering Company, Inc. (manufacturer). **No prior authorization is required for returning Whelen products for warranty consideration.** Each Whelen product sold is covered only by the official warranty in effect at time of purchase.

This warranty is not applicable to any Whelen product that has failed from damage as a result of incompatible chemicals (including de-icing or road treatment), cleaning products or due to abuse, misuse, improper installation, excessive voltages, or alterations to the product that affects, in the manufacturer's judgment, intended use and service. Whelen will not be held liable for any incidental or consequential damages, and assumes no responsibility or liability for expenses incurred in the removal and/or re-installation of products requiring service and/or repair; nor the packaging, handling, and shipping to the Factory Repair Center or Authorized Whelen Repair Center†; nor for the handling of products returned from the repair center after service or repair.

There are no other warranties, expressed or implied, including, but not limited to, any implied merchantability or fitness for a particular use. Whelen Engineering Company, Inc. reserves the right to modify this warranty statement at any time; or discontinue, modify, or upgrade any products of its manufacture with design improvements without prior notice.

The use of magnetic or vacuum/suction mounted warning lights mounted on the roof or exterior of a vehicle in motion is at the sole discretion and risk of the user. Whelen Engineering makes no warranties or guarantees of equipment used in this way.

All power plugs/cigar plugs, incandescent and halogen bulbs, polycarbonate/plastic materials, radar products, aviation equipment, industrial products and high power voice/siren systems are not covered by this warranty (see applicable warranty statement).

All Non-Whelen manufactured items that are sold by Whelen are covered by that manufacturer's warranty, and are excluded from this warranty statement (such as, GTT Emitters, batteries). This warranty will be void when using or substituting other than all-genuine Whelen system components, such as remote head assemblies, xenon flash tubes, shielded cables, strobe power supplies, siren amplifiers and siren speakers. This warranty gives you specific rights, and you may also have other rights which vary from state to state.

STANDARD / 2 YEAR WARRANTY

Whelen products are covered by a direct warranty for up to a maximum two years from date of purchase (not to exceed three years from date of manufacture), with proof of purchase. In accordance with the policy statement described herein, the unit may be returned directly to the factory or to an Authorized Whelen Repair Center† for warranty consideration. Whelen siren speakers, when used with a Whelen siren amplifier, are covered by a 2 year warranty from the date of manufacture. For warranty consideration, both the siren speakers and motor assemblies are subject to the conditions and steps described herein.

SIRENS, LED PRODUCT, CONTROL HEADS AND SWITCH BOXES

CenCom®, CanTroI®, 295HFS, 295SLS, 295SSA, and 295SDA: Electronic circuit boards are covered by a 5 year warranty.

LED Lighthead, IO Boards, and Flashers: Electronic circuit boards are covered by a 5 year warranty.

295SL100 Series, Howler™, Alpha™, Beta™, Epsilon™, HHS, Gamma™, WPS, WSS, PAP112 and PAH112 series: Electronic circuit boards are covered by a 2 year warranty.

Economical Sirens, Airhorns, Traffic Advisor™ Control Heads, and Switch Boxes: Electronic circuit boards are covered by a 2 year warranty.

Mechanical components, i.e. Switches, relays, microphones, housings, mounting brackets and hardware are covered for 2 years for defect in material or workmanship. All other electronic circuit and IO boards not expressed herein are covered by a 2 year warranty.

Warranty starts from date of manufacture.

12 MONTH WARRANTY — BACK-UP ALARMS

Whelen Back-Up Alarms are covered by a 12 month warranty and are subject to the conditions and steps described herein.

6 MONTH WARRANTY — STROBE POWER SUPPLIES/FLASH TUBES AND OBSOLETE/DISCONTINUED PRODUCTS

If a Strobe Power Supply, Strobe Flash Tube component or an obsolete/discontinued product of a "Whelen" brand product is returned to Whelen within 6 months of the date which is affixed to the unit, Whelen will repair or replace that unit free of charge ONE TIME ONLY, subject to the conditions and steps herein.

WHELEN ENGINEERING COMPANY OUT-OF-WARRANTY FACTORY REPAIR PROGRAM

* If found to be repairable, the Whelen Factory Repair Center (only) will repair Non-Lightbar Electronic Strobe Power Supplies for \$160.00 each. All other repairs (non-strobe) will be \$135.00 per unit. This does not include replacement of any other electro-mechanical parts including flash tubes, polycarbonate domes, motors, or hardware items.

Follow the "Steps To Be Taken For Return" noted below, and include a check or money order. For Whelen products older than 10 years, repair charges will be determined upon examination only (minimum charge is \$260.00). Contact factory service center for further details.

STEPS TO BE TAKEN FOR WARRANTY RETURN:

- 1) Whelen products are to be returned **freight prepaid** to the: Whelen Factory Repair Center, 51 Winthrop Road, Chester, CT 06412-0684; or an Authorized Whelen Repair Center†. Do not ship by bus.
- 2) A copy of the sales receipt must be returned with the defective unit to qualify for warranty coverage from date of purchase.
- 3) Include a short statement explaining the problem.
- 4) Include your name, address, and day-time telephone number.
- 5) Whelen and its Authorized Repair Centers will, via UPS, ship back the repaired unit **freight prepaid**, 51 Winthrop Road, Chester, CT 06412-1036 where available (in the Continental U.S.), usually within a few days after its receipt.

WHELEN®
ENGINEERING COMPANY, INC.

— EFFECTIVE 12/20/18, REPLACES ALL PREVIOUSLY PUBLISHED SERVICE POLICIES —

† The only AUTHORIZED WHELEN REPAIR CENTER(S) are predetermined by the Whelen Factory via official listing obtained from Whelen Engineering Company, Chester, CT.

* New/Revised

10250AG-103118

© 2018 Whelen.

INDEX

0	17, 21	45LRLOAD	50	70C00VCR	8	AVC22EE	1
0AC0EDCR	5	4BKT1	6, 12	70C00WCR	8	AVC22FF	1
0S*00FCR	5	4ECTUBE	55	70C0ELZR	8	AVC22JJ	1
0S*00MCR	5	4EFLANGE	6	70CREGCS	8, 10	AVC22MM	1
0S*00SCR	5	4EGRILB	6	70F000*R	8	AVC23BAC	1
0SB00SCR	5	4EGRILP	6	70G02FGR	54	AVC23RAC	1
0SC0EDCR	5	4ELTUBE	55	70K000ZR	8	AVC23RBA	1
0SG00MCR	54	4FLANGEB	6	70RA6FCR	8	AVC23RBC	1
0SU0EDCR	52	4SWITCH	23	70RC6FCR	8	AVW11*	1
1SWITCH	23	4TSMAB	6	73FKIT	8	AVW12#	1
20C0CDCD	6	4TSMAC	6	795H	27, 40, 43, 45, 47, 50	AVW13BAC	1
20C0CDCR	6	4V3*	6	7CAST3	8	AVW13RAC	1
20R00XRR	5	50**2ZCR	6	7ECTUBE	55	AVW13RBA	1
20U0CDCR	52	50**3ZCR	6	7EFLANGE	8	AVW13RBC	1
295HFS2	24	50*02Z*R	6	7ELTUBE	55	AVW21**	1
295HFS2X	24	50*03Z*R	6	7FLANGEB	8	AVW22DD	1
295HFSA7	25	500LTUBE	55	7FLANGEC	8	AVW22DE	1
295HFSC9	25	50A02SA1	6	7GCV6LRC	8	AVW22EE	1
295HFSDA	25	50AA2SA2	6	7PTH5F	8	AVW22FF	1
295SDA1	24	50AC2ZCR	6	7PTM5F	8	AVW22JJ	1
295SDA2	24	50AG2ZCR	54	7SC0ENZR	8	AVW22MM	1
295SL100	25	50BC2ZCR	6	7SU0ENZR	52	AVW23BAC	1
295SL101	25	50CC2ZCR	6	80C00EZR	9	AVW23RAC	1
295SL102	53	50CR2ZCR	6	80C0EHCR	9	AVW23RBA	1
295SLSA1	24	50G02ZCR	54	80CBEHCR	10	AVW23RBC	1
295SLSA6	25	50G02ZGR	54	80CREHCR	10	B6370**	2
295SSA1	24	50S03ZAR	52	80DTUBE	55	B63M7**	2
295SSA2	24	50T03ZBR	52	80TUBE	55	B6MM**P	2
2E*00Z*R	5, 22	50W03ZRR	52	810CA0ZR	8	B6TM**1P	2
2ED00ZCR	5	58L4TUBE	55	810TRIM	8	BBKT20	3, 4
2EE00ZCR	5	5BKT1	7	81L4TUBE	55	BBKT30	3
2EG00ZGR	54	5BRUSH	7	86CE1	10	BETA1	25
2EJ00ZCR	5, 22	5FLANGEB	6	8WC00EZR	10	BETA112R	22, 25
2EP00ZCR	54	5FLANGEC	6	90**5F*R	8	BETA124R	53
2F*00Z*R	5, 22	5FLANGEP	6	90**5S*R	8	BETA2	22, 25
2FLANGEB	6	5G*00F*R	7	900STUBE	55	BETA2BKT	25
2FLANGEC	6	5GBKT1	6, 7	90A00TAR	8	BETAMIC	25
2G*00F*R	6	5GC00WCR	7	90BTT	8	BGH	3, 4
2GBKT1	6	5G00CCCR	7	90BTT4	52	BGLT	3, 4
2GFLANGB	6	5GFLANGB	7	90E000ZR	8	BRAKTL12	56
2GFLANGC	6	5GFLANGC	7	90F000*R	8	C321	47
2GROMMET	6	5GM2LRC	7	90FLANGB	8	C325	47
2SWITCH	23	5GROMMET	6	90FLANGC	8	C381	47
3FLANGEC	5	5IM2LRC	7	90J000CR	8	C385	47
3GROMMET	5	5LSMAB	7	90RA5FCR	8	C6#	9
3PC0C0CD	14	5LSMAC	7	90RB5FCR	8	C6*S	9
3S*00F*R	5	5TSMAB	6	90RC5FCR	8	C6*SC	9
3SBCCDCR	5	5TSMAC	7	97FKIT	8	C6BTT	9
3SC0CDCR	5	5V*02Z*R	6	9EFLANGE	8	C6BTTC	9
3SR0CDRR	5	5V1*	6	9FLANGEB	8	C6BU	9
3SRCCDCR	5	5V1G	54	9MLENKT1	54	C6BUL	9
3SS00FAR	52	5V3*	6	9MLENKT2	54	C6FB	9
3SU00FCR	52	60*02F*R	7	9MLENKT3	54	C6FC	9
3SW00FRR	52	60*02S*R	7	9SC0ENZR	8	C6HDLTMK	9
3SWITCH	23	60A00TAR	7	9SU0ENZR	52	C6L*	8
40**5SCR	6	60BR6FCR	7	9ULENKT1	54	C6L*C	8
40*02Z*R	6	60BTT	7	9ULENKT2	54	C6T	9
40A00AAR	6	60C00VCR	7	9ULENKT3	54	C6TC	9
40BTT	6	60C00WCR	7	9UTUBE	55	C7*S	9
40BUH	6	60C0EHCR	9	AFL530	4	C7*SC	9
40BUV	6	60C0EJCS	9	AFM1660	4	C795H2	47
40C00VCR	6	60C0ELZR	7	AFM560	4	C795H8	47
40G02ZCR	54	60CBEGCS	9	ALPHA1	25	C7BTT	9
40G02ZGR	54	60CREGCS	9	ALPHA12S	25	C7BTTC	9
43LENS*	2	60F000*R	7	ALPHA24R	53	C7BU	9
45795H	50	60G02FCR	54	ALPHA24S	53	C7BUL	9
45ADDAST	50	60G02FGR	54	ALPHA3	25	C7FB	9
45ADDDHAL	50	60J000CR	7	ALPHA4	25	C7FC	9
45ADDDSTR	50	60K000XR	7	ALPHA5	25	C7L*	9
45ADL8*	50	60K000YR	7	ALPHASL	22, 25	C7L*C	9
45ADLS8*	50	60RA6FCR	7	AVBKT1	1	C7T	9
45ADRB*	50	60RC6FCR	7	AVBKT2	1	C7TC	9
45ADROTA	50	60U0EHCR	52	AVBKT3D	1	C9*S	9
45B±±*	50	64FKIT	7	AVBKT3S	1	C9*SC	9
45B±±	50	6BKT1	7, 13	AVBKT4	1	C9BTT	9
45B52*	50	6BKT2	7, 13	AVBKT5D	1	C9BTTC	9
45B52	50	6EFLANGE	7	AVBKT5S	1	C9FB	9
45CL*	50	6EHDLTMK	7	AVC11*	1	C9FC	9
45DLCNTA	50	6ELTUBE	55	AVC12#	1	C9L*	9
45DLCNTR	50	6FLANGEB	7	AVC13BAC	1	C9L*C	9
45DLOUTA	50	6RB*	7	AVC13RAC	1	C9SL	9
45DLOUTR	50	6RB*C	7	AVC13RBA	1	C9SL4	52
45FL*	50	6SC0ENZR	7	AVC13RBC	1	C9T	9
45KFH	50	70*02F*R	7	AVC21**	1	C9TC	9
45KFL	50	70*02S*R	7	AVC22DD	1	CALF1	49
45KRH	50	70A00TAR	8	AVC22DE	1	CANCTL5	24
45KRL	50	70BR6FCR	8			CANCTL6	24
45FLASH	50	70BTT	8			CANCTL7	24

CANEM16	24	CV8****	46	F4R6TS	41	GBSF*	41, 42
CAST3	7	CW0BAAAA	49	F4R7****	41	GBTL	41, 42
CAST3H	7	CX2****	46	F4R795H	41	GBTS	42
CAST4V	7	CX4****	46	F4RA3	41	GBTS	41
CB2####	46	CX8****	46	F4RA6	41	GS2****	42
CB4####	46	CY2****	46	F4RB*	31, 41	GS4****	42
CB8####	46	CY4****	46	F4RBT	41	GS8****	42
CC5K1	24	CY8****	46	F4RDL*	31, 41	GSAW*	42
CC5K2	24	D2**	2	F4RDS*	41	GSBTAA	42
CC5K3	24	D4****	2	F4RDSC72	41	GSBTBB	42
CCFTR*	46	D6*****	2	F4RFLASH	41	GSBTBR	42
CCNT1X	46	D8\$\$\$\$\$0	2	F4RWA#	40	GSDL*	42
CCNT2X	46	DBKT3	2	F4RWA*	31	GSDS*	30, 42
CCNT3X	46	DBKT4	2	F4SF*	40	GSPHOTO	42
CCNT4X	46	DBKT5	2	F4TL6	40	GSTL*	42
CCSRN3	24	DELTAC5	28	F4TS6	40	GSTS*	42
CCSRN35	24	DELTAC6	28	F4W0****	40	GT9****M	30
CCSRN36	24	DELWCCP..34, 38, 40, 41,		F4W2****	40	GT9****P	30
CCSRN3A	24	43, 48, 49		F4W4****	40	GT9****V	30
CCSRN3F	24	DH2000*	3, 4	F4W7****	40	GTA	30
CCSRN4	24	DIRECTIO	55	F4W8****	40	GTTS	30
CCSRN4A	24	DIRECTWD	55	F4WA*	40	GTTSA	30
CCSRN4DA	24	DL2000*	3, 4	F4WBT	40	H20SN12	55
CCSRN5	24	DP2**	1	F4WPHOTO	40	H20W12V	56
CCSRNT35	24	DP4****	1	F4X0****	40	H27DSN28	55
CCSRNT36	24	DP6\$\$\$\$\$0	1	F4X2****	40	H27SN12	55
CCSRNT3A	24	DP8\$\$\$\$\$0	1	F4X4****	40	H27TL12	56
CCSRNT3F	24	EPSL1	25	F4X7****	40	H27W12V	56
CCSRNT4	24	EPSL2S6	25	F4X8****	40	H35ASC24	55
CCSRNT4A	24	EPSL2S9	25	F4XBTT	40	H35DSN12	55
CCSRNT5	24	F09PC	9	F4XPHOTO	40	H35DTL12	55
CCSRNTA3	24	F18PC	9	F4XTACBL	40	H35HSC12	55
CCTRM	24	F27PC	9	F4XTACTL	40	H35HSN12	56
CDC*	46	F36PC	9	F54PC	9	H35SN12	56
CDIVIDX	46	F40BAAAA	49	F63PC	9	H35SN24	55
CDL#	46	F41CNT*	40	FEDC06*R	5	H35TL12	56
CDL*	46	F41CNTX	41	FEDC06DR	5	H35TL12W	55
CDLP#	46	F42CNT*	40	FEDC06ER	5	H35W12V	56
CDLP*	46	F42CNTX	41	FEDC06JR	5	H50ASN12	56
CDOMECB	46	F42END#	40	FLBULK18	40	H50SN12	56
CDOMECE	46	F42END*	40	FLLED**	2	H50TL12	56
CDOMEX	46	F42ENDX	40	FRDSCBL	41	H50W12V	56
CDT6A	49	F4500S	40	FT10A	55	H55H112	55
CDWBTMK2	47	F4500ST	40	FT1510	55	H60SN12	56
CDWBTMK8	47	F45PC	9	FT20A	55	HHS3200	25
CDWBTTM2	47	F4795H	31, 40	FT25	55	HHS3206	25
CDWBTTM8	47	F4795HT	40	G321	42	HHS3207	25
CDWDSCBL	46	F48END#	40	G322	42	HHS3400	53
CE4****	49	F48END*	40	G323	42	HHS4200	25
CE8****	49	F48ENDX	41	G324	42	HHS4206	25
CEDLX*	49	F4A3	40	G325	42	HHS4207	25
CEDLXA	49	F4A6	40	G326	42	HHS4400	53
CETAL5	49	F4B****P	31	G341	42	HOWL24	53
CETAT8	49	F4CF*	40	G342	42	HOWLER	23
CFTD	46	F4DIVIDX	31, 41	G343	42	HWLDC15	23
CJ2####	46	F4DL#	40	G344	42	HWLFE13	23
CJ4####	46	F4DL*	31, 40	G345	42	HWLFT11	23
CJ8####	46	F4DLA4	53	G346	42	HWLRB11	23
CMK29	47	F4DLR4	53	G381	42	HWLRB13	23
CMK7	47	F4DS#	40	G382	42	HWLRB14	23
CMK76	47	F4DS*	40	G383	42	HWLRB18	23
CMK82	47	F4DSCBL	40	G384	42	HWLRB19	24
CMK83	47	F4EDLA	49	G385	42	HWLRB2	23
CMK86	47	F4G*0*0F	31	G386	42	HWLRB20	24
CMK88	47	F4LF*	40	GAMMA2	25	HWLRB21	24
CMK91	47	F4M****M	31	GB2####	41	HWLRB22	24
CMK93	47	F4M****P	31	GB2****	41	HWLRB23	24
CMK98	47	F4M*0*0F	31	GB2ENDX	42, 43	HWLRB24	24
CMKAJ94	47	F4M1111P	53	GB4####	41	HWLRB25	24
CP2****	46	F4M5555P	53	GB4****	41	HWLRB26	24
CP4****	46	F4MA3	31	GB8####	41	HWLRB27	24
CP8****	46	F4MA6	31	GB8****	41	HWLRB28	23
CPHOTO	46	F4MEND#	31	GB8ENDX	42, 43	HWLRB4	23
CSDSCBL	46	F4MEND*	31	GBA	42	HWLUNI	23
CSIGNL2	47	F4MENDX	31	GBA	41	I2#	10
CSIGNL3	47	F4MTATL3	31	GBAW#	41	I2SM#	10
CSTPK#	47	F4MTATL6	31	GBAW*	41	I321	45
CSWBTTAA2	47	F4MTL6	31	GBBTMM	41	I322	45
CSWBTTAA8	47	F4N0QLED	49	GBBTMMK2	41	I323	45
CSWBTTBB2	47	F4N0VLED	49	GBBTMM	41	I324	45
CSWBTTBB8	46	F4N2QLED	49	GBBTMM2	41	I325	45
CSWBTTBR2	47	F4N2VLED	49	GBCF*	41, 42	I326	46
CSWBTTBR8	46	F4N7QLED	49	GBCNTX	42, 43	I341	45
CSWDSCBL	46	F4N7VLED	49	GBDIVIDX	42, 43	I342	45
CTACBL	46	F4NMINI	49	GBDL#	41	I343	45
CTACNTL	46	F4R0****	41	GBDL*	41	I344	45
CTDA	46	F4R2****	41	GBDS#	41	I345	45
CTLS1	49	F4R3TS	41	GBDS*	41	I346	45
CV2****	46	F4R500S	41	GBDSCBL	42, 43	I381	45
CV4****	46	F4R6TL	41	GBLF*	41, 42	I382	45

INDEX

I383	45	IONG	54	ISFW438	34	IWTS3*	43
I384	45	IONGROM	11	ISFW43Z	34	IWTS6*	43
I385	45	IONHD1L	22	ISFW444	33	IX08UF5P	35
I386	45	IONHD1R	21	ISFW445	33	IX08UF6P	35
I3JA	10	IONHD2FM	22	ISFW448	33	IX08UF7X	35
I3JC	10	IONHD3FM	22	ISFW44Z	33	IX08UFZ	36
I3KC	10	IONHDRS	22	ISFW455	33	IX2****	43
I3MC	10	IONHDSS	22	ISFW456	33	IX2****4	54
I3SMJA	10	IONK1B	11	ISFW45X	33	IX34UF5P	35
I3SMJC	10	IONPEDB	11	ISFW45Z	33	IX34UF6P	35
I3SMKC	10	IONSM#	10	ISFW474	34	IX34UF7X	35
I3SMMC	10	IONSM*	10	ISFW475	34	IX34UFZ	35
IA3	43, 44	IONSM*4	52	ISFW478	34	IX35UF5P	34
IA34	54	IONSMG	54	ISFW47Z	34	IX35UF6P	34
IB2###	44	IONSV1*	11	ISFW485	34	IX35UF7X	34
IB2****	44	IONSV1*C	11	ISFW486	34	IX35UFZ	34
IB4###	44	IONSV1*W	11	ISFW48X	34	IX38UF5P	35
IB4****	44	IONSV3*	11	ISFW48Z	34	IX38UF6P	35
IB4ENDX	44, 45	IONSV3*C	11	ISRA5	38	IX38UF7X	35
IB8###	44	IONSV3*W	11	ISRA7	38	IX38UFZ	35
IB8****	44	IONV1*	11	ISRL10	38	IX39UF5P	35
IB8ENDX	44, 45	IONV1*W	11	ISRL12	38	IX39UF6P	35
IBBTTMK	45	IONV3*	10	ISRL8	38	IX39UF7X	35
IBBTTMK2	45	IONV3*W	11	ISRW10	38	IX39UFZ	35
IBBTTMM	45	IONVHDM	22	ISRW12	38	IX4****	43
IBBTTMM2	45	IS348	38	ISRW8	38	IX4****4	53
IBCNTX	44, 45	IS358	37	ISS*	33, 34, 37, 38	IX42UF5P	35
IBDIVDX	44, 45	IS35Z	38	ISTBCA	34, 37, 38	IX42UF6P	35
IBDL#	43, 44	IS388	38	ISTRBA	34, 37, 38	IX42UF7X	35
IBDL*	44	IS38Z	38	ISTRBC	34, 37, 38	IX42UFZ	35
IBDS#	43, 44	IS438	38	ISTRCA	34, 37, 38	IX43UF5P	35
IBDS*	44	IS448	37	IT9****M	30	IX43UF6P	35
IBDSCBL	44, 45	IS458	37	IT9****P	30	IX43UF7X	35
IBTS3#	44	IS488	38	IT9****V	30	IX43UFZ	35
IBTS3*	44	ISD*	34, 37, 38	ITA	30	IX44UF5P	34
IBTS6#	44	ISF*	43, 44	ITL12	43, 44	IX44UF6P	35
IBTS6*	44	ISFL345	32	ITL124	54	IX44UF7X	35
ICF*	43, 44	ISFL346	32	ITL3	44	IX44UFZ	35
ID08UF6P	37	ISFL34X	32	ITL3	43	IX45UF5P	34
ID08UF7X	37	ISFL34Z	32	ITRAYL10	37	IX45UF6P	34
ID34UF6P	37	ISFL355	32	ITRAYL12	37	IX45UF7X	34
ID34UF7X	37	ISFL356	32	ITRAYL8	37	IX45UFZ	34
ID35UF6P	36	ISFL35X	32	ITRAYW10	37	IX47UF5P	35
ID35UF7X	36	ISFL35Z	32	ITRAYW12	37	IX47UF6P	35
ID38UF6P	37	ISFL385	33	ITRAYW8	37	IX47UF7X	35
ID38UF7X	37	ISFL386	33	ITS3	43, 44	IX47UFZ	35
ID39UF6P	37	ISFL38X	33	ITS6	43, 44	IX48UF5P	35
ID39UF7X	37	ISFL38Z	33	ITS64	54	IX48UF6P	35
ID42UF6P	36	ISFL425	32	ITTS	30	IX48UF7X	35
ID42UF7X	37	ISFL426	32	ITTSA	30	IX48UFZ	35
ID43UF6P	37	ISFL42X	32	IW08UF6P	36	IX8****	43
ID43UF7X	37	ISFL42Z	32	IW08UF7X	36	IX8****4	54
ID44UF6P	36	ISFL434	33	IW0BAAAA	49	IXBTTLED	43
ID44UF7X	36	ISFL435	33	IW2****	43	IXD\$\$\$0	36
ID45UF6P	36	ISFL438	33	IW34UF6P	36	IXP\$\$\$\$0	36
ID45UF7X	36	ISFL43Z	33	IW34UF7X	36	IXPHOTO	44
ID47UF6P	37	ISFL444	32	IW35UF6P	36	JALF1	48
ID47UF7X	37	ISFL445	32	IW35UF7X	36	JBTTLED	48
ID48UF6P	37	ISFL448	32	IW38UF6P	36	JBULK18	48, 49
ID48UF7X	37	ISFL44Z	32	IW38UF7X	36	JC0****	48
IG2****	43	ISFL455	32	IW39UF6P	36	JC2****	48
IG8****	43	ISFL456	32	IW39UF7X	36	JC4****	48
IH2****	43	ISFL45X	32	IW4****	43	JC8****	48
IH8****	43	ISFL45Z	32	IW42UF6P	36	JCTLS1	48
IHDC*	43	ISFL474	32	IW42UF7X	36	JCTLS12	48
IJ2###	44	ISFL475	32	IW43UF6P	36	JCTLS1D	48
IJ2****	44	ISFL478	32	IW43UF7X	36	JDC*	32, 48, 49
IJ2END#	44, 45	ISFL47Z	33	IW44UF6P	36	JDH*	32, 48
IJ2ENDX	44, 45	ISFL485	33	IW44UF7X	36	JDL#	48
IJ500S	44, 45	ISFL486	33	IW45UF6P	36	JDL*	48
IJ500ST	44, 45	ISFL48X	33	IW45UF7X	36	JDLF*	48
IJ795H	43, 45	ISFL48Z	33	IW47UF6P	36	JDSCBL	48, 49
IJ795HT	44, 45	ISFW345	33	IW47UF7X	36	JE0****	48
IJ8###	44	ISFW346	33	IW48UF6P	36	JE0NFPA	50
IJ8****	44	ISFW34X	34	IW48UF7X	36	JE2****	48
IJ8END#	44, 45	ISFW34Z	33	IW8****	43	JE2NFPA	50
IJ8ENDX	44, 45	ISFW355	33	IWBTTAA	43	JE4****	48
IJCNT*	44, 45	ISFW356	33	IWBTTBB	43	JE8****	48
IJCNTX	44, 45	ISFW35X	33	IWBTTBR	43	JF01AAAA	49
IJDC#	43, 44	ISFW35Z	33	IWBTTLED	43, 45	JF02AAAA	49
IJDC*	44	ISFW385	34	IWD\$\$\$00	36, 37	JF0BAAAA	49
ILF*	43, 44	ISFW386	34	IWDL*	43, 49	JF0DAAAA	49
INSTLRDX	31	ISFW38X	34	IWDL*4	54	JF0FAAAA	49
ION#	10	ISFW38Z	34	IWDS*	30, 43, 49	JF0TAAAA	49
ION*	10	ISFW425	33	IWDS*4	54	JHALF1	48
IONBKT1	11	ISFW426	33	IWP\$\$\$\$0	36	JHBTTLED	49
IONBKT4	11	ISFW42X	33	IWP\$\$\$\$00	37	JHCTAL1	48
IONBKT5	11	ISFW42Z	33	IWPHOTO	44, 45	JHCTAL1C	48
IONBKT6	11	ISFW434	34	IWTACBL	44	JHCTAL1D	49
IONBKT7	11	ISFW435	34	IWTACNTL	43	JHCTLS1	48

Authorized Managing Sales Representatives

CONNECTICUT, MAINE, MASSACHUSETTS NEW HAMPSHIRE, RHODE ISLAND, VERMONT

Patriot Fleet Group, LLC

P.O. Box 886
Rocky Hill, Connecticut 06067
(860) 757-3922 • Fax: (860) 785-8697
e-mail: amsr1@whelen.com

FLORIDA, PUERTO RICO

Coastal Representative's Inc.

2300 Tall Pines Drive, Suite 123
Largo, Florida 33771
(727) 559-1423
e-mail: amsr3@whelen.com

ALABAMA, GEORGIA, MISSISSIPPI, NORTH CAROLINA, SOUTH CAROLINA, TENNESSEE (Except Memphis)

Thomas J. Madden & Associates, Inc.

935 Hwy 124, Bldg 400, Suite 401
Braselton, Georgia 30517
(678) 963-2060 • Fax: (678) 963-2061
e-mail: amsr4@whelen.com

HAWAII, GUAM & SAIPAN

Pacific Sales Representatives, Inc.

P.O. Box 240256
Honolulu, Hawaii 96824-0256
(808) 373-4666 • Fax: (808) 373-3045
e-mail: amsr6@whelen.com

KENTUCKY, OHIO, WEST VIRGINIA

Holstein & Associates, LLC

9031 Heritage Drive
Plain City, Ohio 43064
(614) 873-2121 • Fax: (614) 873-3095
e-mail: amsr7@whelen.com

ARKANSAS, LOUISIANA, TENNESSEE (Memphis only), TEXAS

John Wright & Associates

1111 W Abram Street
Arlington, Texas 76013
(817) 459-2001 • Fax: (817) 459-2515
e-mail: amsr8@whelen.com

ALASKA, IDAHO, MONTANA, OREGON, WASHINGTON

Kent D. Bruce Company, LLC

P.O. Box 225
Black Diamond, Washington 98010
(360) 886-9410 • Fax: (360) 886-9411
e-mail: amsr10@whelen.com

CALIFORNIA, NEVADA (Northwest and South) WATTCO

2230 Cordelia Road
Fairfield, California 94534
(707) 435-9233 • Fax: (707) 435-1941
e-mail: amsr12@whelen.com

IOWA, MINNESOTA, NORTH DAKOTA, SOUTH DAKOTA, WISCONSIN

W. Reeves & Associates LLC

P.O. Box 477
Norwalk, Iowa 50211
(515) 981-5967 • Fax: (866) 336-3503
e-mail: amsr13@whelen.com

KANSAS, MISSOURI, NEBRASKA, OKLAHOMA

Busch & Associates, LLC

12705 South Rene Street
Olathe, Kansas 66062
(913) 390-1777 • Fax: (913) 390-7889
e-mail: amsr14@whelen.com

COLORADO, NEVADA (Northeast) UTAH, WYOMING

Rep Services, LLC

33990 County Road 27
Kiowa, Colorado 80117
(303) 840-7451 • Fax: (303) 805-0133
e-mail: amsr19@whelen.com

DELAWARE, MARYLAND, NEW JERSEY, NEW YORK, PENNSYLVANIA, VIRGINIA, WASHINGTON D.C.

Fleet Reps, LLC

38373 Sussex Hwy, Suite 5
Delmar, DE 19940
(302) 440-2190
e-mail: amsr20@whelen.com

ILLINOIS, INDIANA, MICHIGAN

C. S. Trojan & Associates, Inc.

1375 Rickett Road
Brighton, Michigan 48116
(810) 227-7775 • Fax: (810) 227-9195
e-mail: amsr22@whelen.com

ARIZONA, NEW MEXICO

Charlotte Young & Associates, Inc.

2710 S. Litchfield Road
Goodyear, Arizona 85338
(602) 615-8710
e-mail: amsr25@whelen.com

WHELEN FACTORY INQUIRY

Automotive Sales

e-mail: autosale@whelen.com

Automotive Catalog

e-mail: catalog@whelen.com

Customer Service

e-mail: custserv@whelen.com

CANADIAN INQUIRY

EASTERN: NEWFOUNDLAND, NEW BRUNSWICK, NOVA SCOTIA, PRINCE EDWARD ISLAND

Leslie and Associates

32 Steeles Avenue East, Unit 8
Milton, Ontario, Canada L9T 5A1
(905) 878-8457 • Fax: (905) 878-0877
e-mail: amsr15@whelen.com

CENTRAL: MANITOBA, ONTARIO, QUEBEC, NUNAVUT

Leslie and Associates

32 Steeles Avenue East, Unit 8
Milton, Ontario, Canada L9T 5A1
(905) 878-8457 • Fax: (905) 878-0877
e-mail: amsr15@whelen.com

WESTERN: ALBERTA, BRITISH COLUMBIA, SASKATCHEWAN, YUKON AND NORTHWEST TERRITORIES

TL Smid Associates

3057 Similkameen Place
Kamloops, British Columbia, Canada V2E 2T6
(250) 572-1507
e-mail: amsr21@whelen.com

CARIBBEAN, CENTRAL & SOUTH AMERICA INQUIRY

Fred Villoria

3823 Pirate Drive
Rancho Palos Verdes, California 90275
(310) 230-5209
e-mail: amsr49@whelen.com

MEXICO INQUIRY

ZABAI LLC

Ivan R. Lopez Zavala
20 Bokum Road
Chester, Connecticut 06412
(860) 819-6986
e-mail: amsr50@whelen.com

MIDDLE EAST INQUIRY

TM Associates

4395 Centre Lake Drive
Windsor, Ontario, Canada N9G 2X5
(519) 563-9339
e-mail: amsr26@whelen.com

INTERNATIONAL INQUIRY

Contact Factory

e-mail: autointl@whelen.com



JHCTLS1D	48	LF35BASE	18	M6FCV2	13	MC23S*	30
JHFLASH	49	LF35CB12	18	M6FCV3	13	MC23V*	30
JHTDALL1	48	LF35CBAC	18	M6FCV4	13	MCFLED2*	14
JHTDLED1	48	LF35CBAE	18	M6G	54	MCRNB1	14
JHTLS2	48	LF35E	18	M6GC	54	MCRNB2	14
JTA2W	48	LF35TPM	18	M6HDLMTK	13	MCRNS#	14
JTACBL	48, 49	LFLTUBE	55	M6P15B	12	MCRNS#X	14
JTACNTL	48, 49	LINSV2*	19	M6P15C	12	MCRNS*	14
JTDLED1	48	LINSV2*X	19	M6PT5R	13	MCRNS*4	53
JTDLED2	48	LINSV2G	54	M6PTH5F	13	MCRNS*X	14
JTLS1	48	LINV2*	19	M6PTM5F	13	MCRNSC#	14
JV2****	47	LINV2*X	19	M6T	12	MCRNSC*	14
JV4****	47	LINV2G	54	M6T24	53	MCRNSG	54
JV8****	47	LINZ6#	19	M6V2*	12	MCRNT#	14
JWLLD2	48	LINZ6*	19	M6V2*4	53	MCRNT#X	14
JXALF**L	48	LINZ6*24	52	M6V2*C	12	MCRNT*	14
JXALF1L	48	LINZ61	19	M6WLENX	13	MCRNT*X	14
JY2****	48	LINZ62	19	M6ZC	12	MIRROR15	4
JY4****	47	LINZ65	19	M6ZC24	53	MIRROR20	3, 4
JY8****	48	LINZ6FC	19	M7#	13	MJTDALL1	32
L10H#P	4	LINZ6G	54	M7*	13	MJY****M	32
L10HAM	4	LSK	3, 4	M7*24	53	MJY****P	32
L10HAP	3	LSVBKT13	20	M7*C	13	MJY****V	32
L10HAP4	3, 52	LSVBKT34	20	M7*CS	13	MK20S	50, 51
L10HAV	4	LSVBKT35	20	M7*S	13	MK7SS2	51
L10HCP	3	LSVBKT38	20	M7BK71	13	MK7SS4	51
L10L#P	4	LSVBKT42	20	M7BRUSH	13	MK8H	50, 51
L10LAM	4	LSVBKT44	20	M7FB	13	MK9S	50, 51
L10LAP	4	LSVBKT45	20	M7FC	13	MKAJ62	51
L10LAP4	4, 52	LSVBKT47	20	M7FC700	13	MKAJ7	51
L10LAV	4	M07T	23	M7G	54	MKAJ94	51
L10LCP	4	M08T	23	M7WLENX	13	MKAJ98	51
L21H*M	3	M1BATT	23	M7ZC	13	MKEA29	51
L21H*P	3	M1GROUND	23	M7ZC24	53	MKEA69	50
L21H*P4	3, 52	M2#	12	M9#	13	MKEA76	51
L21H*V	3	M2*	12	M9*	13	MKEA84	50
L21L*M	3	M2*24	52	M9*24	53	MKEA94	51
L21L*P	3	M2*C	12	M9*C	13	MKEZ29	51
L21L*P4	3, 52	M2FB	12	M9*CS	13	MKEZ38	51
L21L*V	3	M2FC	12	M9*CZ	13	MKEZ38L	51
L21L4P	54	M2GROM	12	M9*S	13	MKEZ45	50
L22H*M	3	M2KTHD1	22	M92#	13	MKEZ60	51
L22H*P	3	M2PEDB	12	M9BTTX	13	MKEZ61	51
L22H*P4	3, 52	M2PEDC	12	M9BUW	13	MKEZ61L	51
L22H*V	3	M2W#	12	M9FB	13	MKEZ62	50
L22L*M	3	M2W*	12	M9FC	13	MKEZ69	50
L22L*P	3	M2W*24	52	M9FC900	13	MKEZ7	50, 51
L22L*P4	3, 52	M2W*C	12	M9FCZ900	13	MKEZ74	51
L22L*V	3	M2W*C24	52	M9G	54	MKEZ76L	51
L31H*F	3	M4#####	22	M9HTH5FC	13	MKEZ79	51
L31H*F4	3, 52	M4#	12	M9HTH5RC	13	MKEZ82	50
L31H*M	3	M4*****	22	M9HTM5FC	13	MKEZ83	51
L31H*V	3	M4*	12	M9HTM5RC	13	MKEZ85	50
L31HAFCA	3	M4*24	52	M9JCZ	13	MKEZ86	51
L31HAMCA	3	M4*C	12	M9LZC	13	MKEZ88	51
L31HAVCA	3	M4*CS	12	M9T	13	MKEZ89	51
L31HGF	54	M4*S	12	M9V2*	13	MKEZ91	50
L31HPF	54	M469	55	M9V2*4B	53	MKEZ93	50
L31HRFN	3	M4B6B	22	M9V2*4C	53	MKEZ94	51
L32L*F	3	M4B6CHRG	23	M9V2*C	13	MKEZ95	50
L32L*F4	3, 52	M4B6L	22	M9VFC900	13	MKEZ96	50
L32L*M	3	M4B6R	22	M9WLENX	13	MKEZ97	51
L32L*V	3	M4BRUSH	12	MBADPT14	22	MKEZ98	51
L32L4F	54	M4BSEP	23	MBCT15**	14	MKLP29	52
L32LGF	54	M4CT15B	12	MBCT15JJ	14	MKLP38	52
L32LGM	54	M4DW*	12	MBDC11**	14	MKLP7	52
L32LGV	54	M4DWJ	12	MBDC11JJ	14	MKLP76	52
L360BGB	3	M4FB	12	MBFF17**	14	MKLP82	51
L360PMKT	3	M4FC	12	MBFT11**	14	MKLP83	52
L40BG	4	M4FC400	12	MBFT11JJ	14	MKLP86	51
L41*M	4	M4FF15B	12	MBFX11**	14	MKLP88	52
L41*P	4	M4G	54	MBFX11JJ	14	MKLP91	51
L41*V	4	M4TB15B	12	MC11M*	29	MKLP93	51
L51*M	4	M4TM15B	12	MC11P*	29	MKLP95	51
L51*P	4	M4V2*	12	MC11S*	29	MKLP97	52
L53AM	4	M6#	12	MC16M*	30	MKLPQDU	52
L53AP	4	M6*	12	MC16MCG	54	MMK	3, 4
L6BKT2	19	M6*24	52	MC16MF	30	MPB4B	53
L6BKT3	19	M6*C	12	MC16MJ	30	MPB4W	53
LA28	18	M6*C24	52	MC16P*	30	MPBB	15
LA28A	18	M6*CS	12	MC16PF	30	MPBW	15
LCPHOTO	4, 24	M6*S	12	MC16PJ	30	MPL10B	22
LEDLOAD	5	M6BRUSH	12	MC16S*	30	MPL10J	22
LENSKIT1	54	M6BTT	12	MC16SF	30	MPL10R	22
LENSKIT2	54	M6BTT24	53	MC16SJ	30	MPP4W	53
LENSKIT3	54	M6BUW	12	MC16V*	30	MPPB	15
LF28	18	M6BUW24	53	MC16VF	30	MPPBBS	15
LF28A	18	M6FB	12	MC16VJ	30	MPPBCS	15
LF35	18	M6FC	12	MC23M*	30	MPPW	15
LF35A	18	M6FC600	12	MC23P*	30	MPPWCS	15

INDEX

MPR15B	15	PC2	23	PROGRAM2	5	R416*V	4
MPR15W	15	PC3	23	PS#02FCR	19	R4B***P	31
MPR4W	53	PCC10W	23	PS*00F*R	19	R4B*0*0P	31
MPRB	15	PCC10W1	23	PS*01FCR	19	R4B795H	31
MPRW	15	PCC4W	23	PSB00FBR	19	R4BA3	31
MTL1*	23	PCC6W	23	PSBKT1	19	R4BA6	31
MXCT15**	14	PCC6W1	23	PSBKT2	19	R4BEND#	31
MXCT15JJ	14	PCC8R	23	PSBKT45	19	R4BEND*	31
MXDC11**	14	PCCS9LW	23	PSBKT451	19	R4BENDX	31
MXDC11JJ	14	PCCS9RW	23	PSBP12	14	R4BFLASH	31
MXFF17**	14	PCH1	16	PSBP12C	14	R4BTL6	31
MXFT11**	14	PCH14	53	PSBP6	14	RB6T*P	2
MXFT11JJ	14	PCH14P	53	PSBP6C	14	RBKT1	20
MXFX11**	14	PCH14P1	53	PSBS12	15	RBKT10	20
MXFX11JJ	14	PCH1F41	17	PSBS12C	15	RBKT14	20
NOTE	51, 52	PCH1F42	17	PSBS12S	15	RBKT16	20
NP3BB	15	PCH1P	16	PSBS6	15	RBKT17	20
NP3BW	15	PCH1P1	16	PSBS6C	15	RBKT18	20
NP6B4B	53	PCH2	16	PSBS6S	15	RBKT19	20
NP6B4W	53	PCH24	53	PSC00FCR	19	RBKT2	20
NP6BB	15	PCH24P	53	PSC0ADCR	19	RBKT4	20
NP6BW	15	PCH24P1	53	PSC0CDCR	19	RBKT6	20
NPBKT2	15	PCH2F41	17	PSCOMPH	19	RBKT7	20
NPBKT3	15	PCH2F42	17	PSCOMPH4	53	RBKTHD1	20, 21
NPBKT4	15	PCH2P	16	PSCOMPL	19	RBKTHD2	20, 21
OEI2#	38, 39	PCH2P1	16	PSFC	19	RBKTHD4L	20, 21
OEI2#X	39	PCP2AFS	16	PSL1B	17	RBKTHD4R	20, 21
OEI3BCA	39	PCP2AP	16	PSL1BB	17	RBKTHD5	20, 21
OEI3BCAX	39	PCP2AP1	16	PSL1P	17	RBKTHD6	20, 21
OEI3RBA	39	PCP2ASF	16	PSL1PB	17	RBKTHD7	20, 21
OEI3RBAX	39	PCP3	16	PSL1R	17	RBKTHD8	20, 21
OEI3RBC	39	PCP3A	16	PSL1R5	17	RBKTHD9	21
OEI3RBCX	39	PCP3AP	17	PSL1R5B	17	RCMK#	47
OEI3RCA	39	PCP3AP1	17	PSL1RB	17	RCMK29	47
OEI3RCAX	39	PCP3P	16	PSL2	17	RDLPPAB	30
OEION*	38, 39	PCP3P1	16	PSL2B	17	RDLPPAG	54
OEION*X	38, 39	PCPSM1AB	17	PSL2BB	17	RDXMM90	31
OELS34	38	PCPSM1AC	17	PSL2BLK	17	REPDIRWA	55
OELS45	38	PCPSM1B	17	PSL2P	17	REPDIRWD	55
OEWD34	38	PCPSM1C	17	PSL2PB	17	REPSTTWD	55
OEWD45	38	PCPSM2AB	17	PSL2R	17	REPTSSTR	55
OEWS34	38	PCPSM2AC	17	PSL2R5	17	RFLANG2B	19, 21
OEWS45	38	PCPSM2B	17	PSL2R5B	17	RFLANG2C	19, 21
OEWT34	39	PCPSM2C	17	PSL2RB	17	RFLANGCD	19, 21
OEWT45	39	PEIMFI13	5	PSL2AC	16	RFLANGEA	19
P32F2BB	22	PELCB	15	PSP1ALP	16	RFLANGEC	19
P32F2RB	22	PELCB4	53	PSP1AP	16	RGROMMET	19
P32F2RR	22	PELCC	15	PSP1AP1	16	RMK20S	51
P32HD1	22	PELCC4	53	PSR00XRR	19	RMK8H	51
P36HHS	14	PF #F4#	40	PSRAXCR	19	RMK9S	51
P36SLC	14	PFBP12	14	PSSEQACR	19	RMKAJ#	51
P36SLCHG	14	PFBP12C	14	PSTANK	19	RMKEA29	51
P46FL*	15	PFBP12C4	53	PSTANK2	19	RMKEZ#	51
P46FLCX	15	PFBP6	14	PSXLFC	19	RMKEZ29	51
P46HHS	15	PFBP6C	14	QFFORD1	32	RMKEZ7	51
P46HHS4	53	PFBFS12	15	QFGM1	32	RMKLP#	52
P46S2*	15	PFBFS12C	15	QFRAM1	32	RMKLPQDU	52
P46S2*3	15	PFBFS12S	15	R1\$\$\$00	30	RPHOTO	4
P46S2X	15	PFBFS6	15	R10HDM*	31	RPLS34	39
P46S2X2	15	PFBFS6C	15	R10HDP*	31	RPLS45	39
P46S3*H	15	PFBFS6S	15	R10HDV*	31	RPWD34	39
P46SLC	15	PFFH1	16	R1LPM*	30	RPWD45	39
P46SLCHG	15	PFFH14	53	R1LPMF	30	RPWS34	39
P46SLCX	15	PFFH1F41	17	R1LPP*	30	RPWS45	39
P46WL*	15	PFFH1F42	17	R1LPPF	30	RPWT34	39
P46WLCX	15	PFFH1P	16	R1LPV*	30	RPWT45	39
PAH112	25	PFFH1P04	53	R1LPVF	30	RS*02ZCR	19, 21
PAP112	25	PFFH1P1	16	R2\$\$\$00	30	RS*03ZCR	19, 21
PAPEXT15	25	PFFH2	16	R2LPHM*	30	RSG02ZCR	54
PAR28*	5	PFFH24	53	R2LPHP*	30	RSG03ZCR	54
PAR28D*	5	PFFH2F41	17	R2LPHPG	54	RV*03ZCR	19, 21
PAR28D	5	PFFH2F42	17	R2LPHV*	30	S091MB	18
PAR28DJ	5	PFFH2P	16	R2LPM*	30	S092MB	18
PAR28E	5	PFFH2P1	16	R2LPMA4	30, 53	S161MB	18
PAR28J	5	PFLASH	16	R2LPP*	30	S162MB	18
PBA103	16	PFP1AC	16	R2LPPA4	30, 53	S30HAA	55
PBA106U	16	PFP1AP	16	R2LPPB4	53	S30HAAD	55
PBA203	16	PFP1AP1	16	R2LPPR4	53	S30HAC	55
PBA206U	16	PFP2AC	16	R2LPV*	30	S30HACD	55
PBAINTC	16	PFP2AP	16	R316**F	4	S30MAB	18
PBAPEDA	16	PFP2AP1	16	R316**M	4	S30MB	18
PBAPEDAL	16	PFP4AWB	17	R316**V	4	S30MBB	18
PBAPEDD	16	PFP4AWP	17	R316*F	4	S30MJB	18
PBAPEDDL	16	PFP4AWP1	17	R316*M	4	S30MRB	18
PBH103	16	PH1LPED	16	R316*V	4	S30TL	56
PBH106U	16	PLASC3V	9	R416**F	4	S44MAB	18
PBH203	16	PLASC4V	9	R416**M	4	S44MB	18
PBH206U	16	PLAST3V	7	R416**V	4	S44MBB	18
PBHINTC	16	PLAST4V	7	R416*F	4	S44MJB	18
PC1	23	PLAST4VL	7	R416*M	4	S44MRB	18

S58MAB	18	SPT5TEMP	26	TCRB35	29	VTX3609*	20
S58MB	18	SPTWI*	26	TCRB38	29	VTX609#	20
S58MBB	18	SSFFP16	5	TCRB39	29	VTX609*	20
S58MJB	18	SSFPOS	4	TCRB42	29	VTX609*4	53
S58MRB	18	SSFPOS16	5	TCRB44	29	VTX609G	54
S72MAB	18	SSTUBE	55	TCRB45	29	VTXD609#	20
S72MB	18	STA155	28	TCRB45A	29	VTXD609*	20
S72MBB	18	STA235	28	TCRB47	29	VTXD609G	54
S72MJB	18	STA245	28	TCRBHD1	22	VTXFB	21
S72MRB	18	STA255	28	TCRHD1	29	VTXFC	21
S86MAB	17	STA335	28	TCRHD2	29	VXCT15**	14
S86MB	17	STA345	28	TCRHD3	29	VXDC11**	14
S86MBB	17	STA355	28	TCRHD4	29	VXFF17**	14
S86MJB	17	STA445	28	TCRHD5	29	VXFT11**	14
S86MRB	18	STA455	28	TCRHD6	29	VXFX11**	14
SA314A	26	STA535	28	TCRHS1	28	W20SS	27
SA314B	26	STA545	28	TCRHS2	29	W20SSRK	27
SA315P	26	STA555	28	TCRHS3	29	WBUA107	27
SA31101D	26	STA635	28	TCRHS4	29	WBUA112	27
SA31101P	26	STA735	28	TCRHS5	29	WBUA112C	27
SA340STS	27	STA745	28	TCRHS6	29	WBUA97	27
SA340TS	26	STA755	28	TCRHT1	29	WCC9	23
SA350M	22, 27	STA835	28	TCRHT2	29	WCC92	23
SA350MB1	23, 27	STA845	28	TCRHT3	29	WCC92SUB 40, 41, 43, 44,	
SA350MH	23	STA855	28	TCRHT4	29	45, 47	
SABKT1	26	STA935	28	TCRHT5	29	WCC9SM	23
SABKT9	26	STA945	28	TCRHT6	29	WCC9SUB	48
SAK1	26	STA955	28	TCRL**	29	WION#	10
SAK23	26	STOPSN12	56	TCRL*	29	WION*	10
SAK25	26	STPEA69	51	TCRLBKT	29	WIONSC*4	52
SAK32	26	STPKT#	51	TCRLBKT1	29	WIONSM#	10
SAK37	26	STPKTQDU	52	TCRLBKT2	29	WIONSM*	10
SAK42	26	STPLP#	52	TCRLRBA	29	WIONSM*4	52
SAK43	26	SUBI3T12	46	TCRLRBC	29	WMM6K	2
SAK44	26	SUBI3T6S	46	TDPS\$S00	28	WPA1	22, 25
SAK47	26	SUBKT1B	18	TFLANGEB	5	WPA112	22, 25
SAK48	26	SUBKT2B	18	TFLANGEC	5	WPA2	25
SAK49	26	SUCBL15	18	TGROM2	5	WPA3BM	25
SAK50	26	TO*00M*R	5	TIONBKT1	11	WPKM1	25
SAK51	26	TOCACCRR	5	TIONBKT2	11	WPLOW1A	21
SAK52	26	TA125NF1	28	TIONBKT3	11	WPLOW2A	21
SAK54	26	TA125NF2	28	TIONBKT4	11	WPLOW3AA	21
SAK57	26	TA165NF1	28	TIONFC	11	WPLOWZ1A	21
SAK58	26	TA165NF2	28	TIONHDM	22	WPLOWZ2A	21
SAK59	26	TA166AL5	28	TIONHDRS	22	WPLOWZ3A	21
SAK60	26	TA20TL12	56	TIONHDSS	22	WS321	23, 25
SAK61D	26	TA4437M	28	TIONMBK1	11	WS321B14	22
SAK61P	26	TA4437M1	28	TIONMBK2	11	WSMIC321	22, 23, 25
SAK62D	26	TA4437M2	28	TIONMBK4	12	WSSC30	26
SAK62P	26	TA45B72	28	TIONMFC	11	WSSC30HK	26
SAK63D	26	TAC815	28	TIONMGRM	11	WSSMSW3	22, 26
SAK63P	26	TAC830	28	TIONMLB	11	WSSPA30	26
SAK64D	26	TAC850	28	TIONMLC	11	WXON#	10
SAK64P	26	TACF85**	27	TLI#	11	WXON*	10
SAK9	26	TACF85	27	TLI#X	11	WXONSM#	10
SD210R	27	TACTL5	28	TLI*	11	WXONSM*	10
SD210RX	27	TACTL6	28	TLI#X	11	XI2#	10
SD370	27	TAD6	2, 27	TLI2#	11	XI2SM#	10
SFION*	2	TAD8**	2, 27	TLI2#X	11	XI3JA	10
SFIOND	2	TAD8	2, 27	TLI2P	54	XI3JC	10
SFIONE	2	TADCTL1	2, 28	TLMI*	11	XI3KC	10
SFIONJ	2	TADF6	27	TLMI2#	11	XI3MC	10
SK01**	18	TADF8	28	TURBO5	56	XI3SMJA	10
SK01JJ	18	TADP6	2, 27	TURBO64	56	XI3SMJC	10
SK01V3**	18	TADP8**	2, 27	TURBOASY	55	XI3SMKC	10
SK01W**	19	TADP8	2, 27	UFM8	4, 21	XI3SMMC	10
SK01WJJ	19	TADP8FT	27	UHF2150A	5	XK01**	19
SLENKT1	55	TADSW1	2, 28	ULF44	4	XK01JJ	19
SLENKT2	55	TADSW2	2, 28	UNI	55	XK01V3**	19
SLENKT3	55	TAL65	27	V23*TPB	20	XK01W**	19
SLENLRK1	55	TAL85	27	V23*TPBX	20	XK01WJJ	19
SLENLRK2	55	TAM63	27	V23*TPC	20	XON#	10
SLENLRK3	55	TAM65	28	V23*TPCX	20	XON*	10
SLFLASH	4	TAM83**	27	V23P20B	20	XONSM#	10
SLPBKT1	2	TAM83	27	V23P20C	20	XONSM*	10
SLPMM**	2	TAM85**	28	V23PEDB	20	XONSV1*	11
SMLLAA	2	TAM85	28	V23PEDC	20	XONSV3*	11
SMLLBB	2	TANBKT1	27	VHB609#	21	XONV1*	11
SMLLBC	2	TANF65	27	VHB609*	21	XONV3*	11
SMLLBR	2	TANF85**	27	VMCT15**	14	XTX609#	21
SMLLCR	2	TANF85	27	VMDC11**	14	XTX609*	21
SMLLRR	2	TAZ66	27	VMFF17**	14	XTXD609#	21
SP123BMC	26	TAZ86**	27	VMFT11**	14	XTXD609*	21
SPT5D	26	TAZ86	27	VMFX11**	14		
SPT5P	26	TCRB34	29	VTX3609#	21		