



9420.00 DAS CC Capitol West Stairs and Surrounding Landings Repair
BID ISSUANCE #3 WITH SIGNAGE
RFB 942000-01



ARCHITECTURAL DRAWINGS (BID ISSUANCE 3)

SHEET NUMBER	SHEET NAME
A000.3	COVER SHEET SITE ACCESS & GENERAL DRAWING INFORMATION
A100.3	SITE IMPROVEMENTS
A101.3	SITE SIGNAGE
A102.3	ENLARGED FLOOR PLANS - EAST STAIRS
A110.3	NORTH STAIR ELEVATIONS
A111.3	EAST STAIR ELEVATIONS
A112.3	SOUTH STAIR ELEVATIONS
A113.3	WEST STAIR ELEVATIONS
A120.3	DETAILS
A120.4	SIGNAGE GRAPHICS

1007 E GRAND AVENUE, DES MOINES, IA 50319



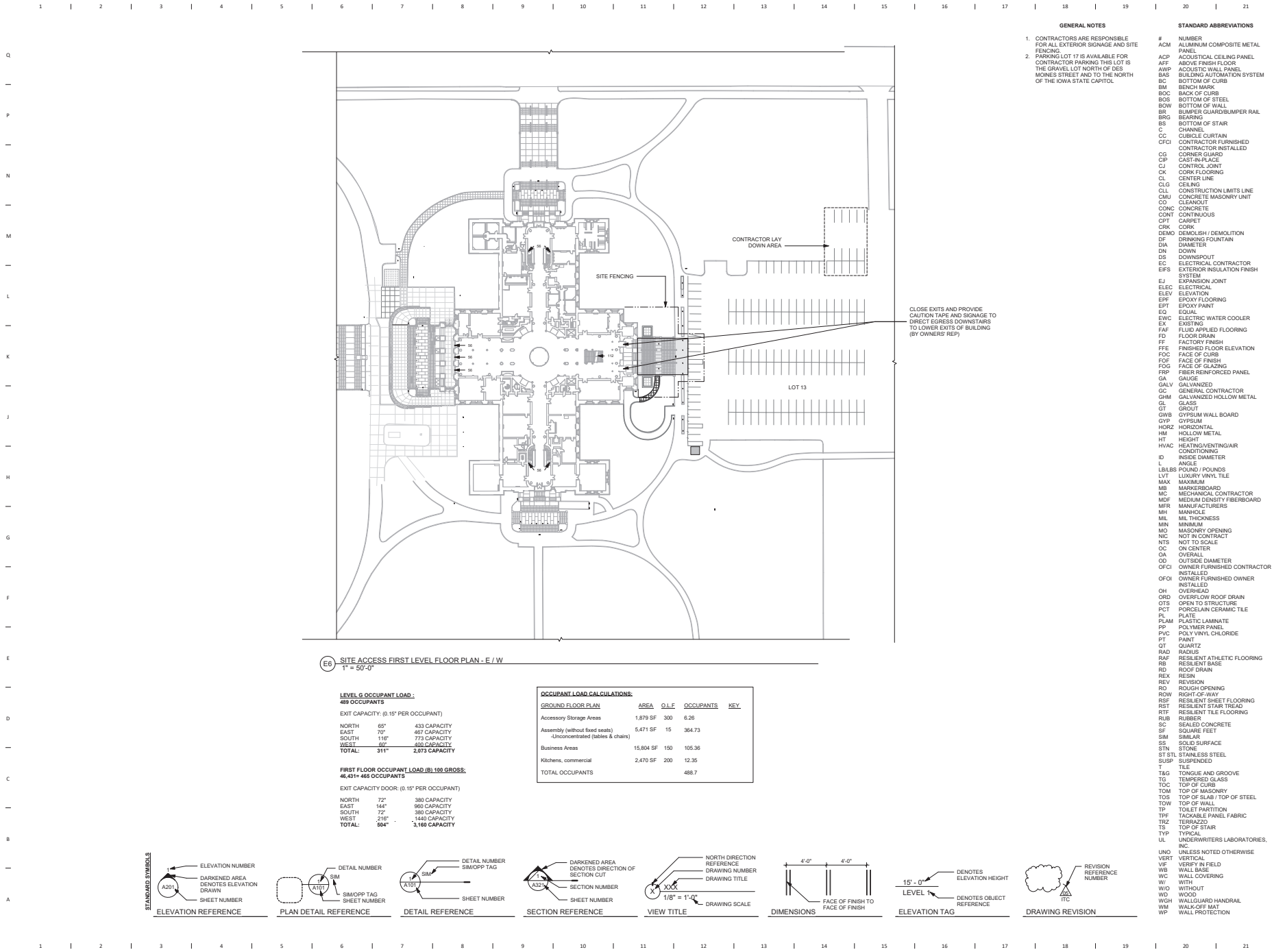
100 Court Ave. Suite 100, Des Moines, IA 50309
P: 515-309-0722 F: 515-309-0725 www.opnarchitects.com



ARCHITECT	CONSTRUCTION MANAGER	STRUCTURAL ENGINEER	CIVIL ENGINEER
OPN ARCHITECTS 100 COURT AVENUE DES MOINES, IA 50309	THE SAMUELS GROUP 2509 WESTTOWN PARKWAY SUITE 200 WEST DES MOINES, IA 50266	RAKER RHODES ENGINEERING 4717 GRAND AVENUE DES MOINES, IA 50309	SNYDER & ASSOCIATES, INC. 2727 SW SNYDER BOULEVARD, PO BOX 1159 ANKENY, IA 50023

JULY 1, 2025

BID SET



E0 SITE ACCESS FIRST LEVEL FLOOR PLAN - E / W
1" = 50'-0"

LEVEL G OCCUPANT LOAD :
489 OCCUPANTS

EXIT CAPACITY: (0.15" PER OCCUPANT)

NORTH	65'	433 CAPACITY
EAST	70'	467 CAPACITY
SOUTH	116'	773 CAPACITY
WEST	90'	400 CAPACITY
TOTAL:	311'	2,073 CAPACITY

FIRST FLOOR OCCUPANT LOAD (B) 100 GROSS:
46,431+ 465 OCCUPANTS

EXIT CAPACITY DOOR: (0.15" PER OCCUPANT)

NORTH	72'	380 CAPACITY
EAST	144'	660 CAPACITY
SOUTH	72'	380 CAPACITY
WEST	216'	1,140 CAPACITY
TOTAL:	184'	3,160 CAPACITY

OCCUPANT LOAD CALCULATIONS:

GROUND FLOOR PLAN	AREA	O.L.E	OCCUPANTS	KEY
Accessory Storage Areas	1,879 SF	300	6.26	
Assembly (without fixed seats)	5,471 SF	15	364.73	
Unconcentrated (tables & chairs)				
Business Areas	15,804 SF	150	105.36	
Kitchens, commercial	2,470 SF	200	12.35	
TOTAL OCCUPANTS			488.7	

STANDARD SYMBOLS

ELEVATION NUMBER
DARKENED AREA
SHEET NUMBER
ELEVATION REFERENCE

DETAIL NUMBER
SIM
SHEET NUMBER
PLAN DETAIL REFERENCE

DETAIL NUMBER
SIM/OPP TAG
SHEET NUMBER
DETAIL REFERENCE

DARKENED AREA
DENSITIES DIRECTION OF SECTION CUT
SECTION NUMBER
SHEET NUMBER
SECTION REFERENCE

NORTH DIRECTION
REFERENCE
DRAWING NUMBER
DRAWING TITLE
1/8" = 1'-0"
VIEW TITLE

4'-0"
4'-0"
FACE OF FINISH TO
FACE OF FINISH

15'-0"
LEVEL
DENOTES ELEVATION HEIGHT
DENOTES OBJECT
REFERENCE

REVISION
REFERENCE
NUMBER
DRAWING REVISION

- GENERAL NOTES**
- CONTRACTORS ARE RESPONSIBLE FOR ALL EXTERIOR SIGNAGE AND SITE FENCING.
 - PARKING LOT 17 IS AVAILABLE FOR CONTRACTOR PARKING THIS LOT IS THE GRAVEL LOT NORTH OF DES MOINES STREET AND TO THE NORTH OF THE IOWA STATE CAPITOL.
- STANDARD ABBREVIATIONS**
- | | |
|--------|--------------------------------------|
| # | NUMBER |
| ACM | ALUMINUM COMPOSITE METAL PANEL |
| ACP | ACOUSTICAL CEILING PANEL |
| AFF | ABOVE FINISH FLOOR |
| AWP | ACOUSTIC WALL PANEL |
| BAS | BUILDING AUTOMATION SYSTEM |
| BC | BOTTOM OF CURB |
| BM | BENCH MARK |
| BOS | BACK OF CURB |
| BOS | BOTTOM OF STEEL |
| BOW | BOTTOM OF WALL |
| BR | BLUPEL GUARDRUMPER RAIL |
| BRG | BEARING |
| BS | BOTTOM OF STAIR |
| C | CHANNEL |
| CC | CURB/CURB CURTAIN |
| CFCI | CONTRACTOR FURNISHED |
| CG | CORNER GUARD |
| CF | CAST-IN-PLACE |
| CJ | CONTROL JOINT |
| CK | CORK FLOORING |
| CL | CENTER LINE |
| CLG | CEILING |
| CLL | CONSTRUCTION LIMITS LINE |
| CMU | CONCRETE MASONRY UNIT |
| CO | CLEANOUT |
| CONC | CONCRETE |
| CONT | CONTINUOUS |
| CPT | CARPET |
| CRK | CORK |
| DEM | DEMOLISH / DEMOLITION |
| DF | DRINKING FOUNTAIN |
| DI | DIAMETER |
| DN | DOWN |
| DS | DOWNSPOUT |
| EC | ELECTRICAL CONTRACTOR |
| EFS | EXTERIOR INSULATION FINISH SYSTEM |
| EXP | EXPANSION JOINT |
| ELEC | ELECTRICAL |
| ELEV | ELEVATION |
| EPF | EPOXY FLOORING |
| EPT | EPOXY PAINT |
| EQ | EQUAL |
| EWC | ELECTRIC WATER COOLER |
| EX | EXISTING |
| FAF | FLUID APPLIED FLOORING |
| FD | FLOOR DRAIN |
| FF | FACTORY FINISH |
| FFE | FINISHED FLOOR ELEVATION |
| FOC | FACE OF CURB |
| FP | FACE OF FINISH |
| FOG | FACE OF GLAZING |
| FRP | FIBER REINFORCED PANEL |
| GA | GAUGE |
| GALV | GALVANIZED |
| GC | GENERAL CONTRACTOR |
| GHM | GALVANIZED HOLLOW METAL |
| GL | GLASS |
| GT | GROUT |
| QWB | GYPSSUM WALL BOARD |
| GYP | GYPSSUM |
| HORZ | HORIZONTAL |
| HM | HOLLOW METAL |
| HT | HEIGHT |
| HVAC | HEATING/VENTILATING/AIR CONDITIONING |
| ID | INSIDE DIAMETER |
| L | ANGLE |
| LB/LBS | POUND / POUNDS |
| LVT | LUXURY VINYL TILE |
| MAX | MAXIMUM |
| MB | MARKERBOARD |
| MC | MECHANICAL CONTRACTOR |
| MDF | MEDIUM DENSITY FIBERBOARD |
| MFR | MANUFACTURERS |
| MH | MANHOLE |
| ML | MIL THICKNESS |
| MIN | MINIMUM |
| MO | MASONRY OPENING |
| NIC | NOT IN CONTRACT |
| NTS | NOT TO SCALE |
| OC | ON CENTER |
| OA | OVERALL |
| OD | OUTSIDE DIAMETER |
| OFCI | OWNER FURNISHED CONTRACTOR |
| OFOI | OWNER FURNISHED OWNER |
| OH | OVERHEAD |
| ORD | OVERFLOW ROOF DRAIN |
| OTS | OPEN TO STRUCTURE |
| PCT | PORCELAIN CERAMIC TILE |
| PL | PLATE |
| PLAM | PLASTIC LAMINATE |
| PP | POLYMER PANEL |
| PVC | POLY VINYL CHLORIDE |
| PT | PAINT |
| QT | QUARTZ |
| RAD | RADIUS |
| RAF | RESILIENT ATHLETIC FLOORING |
| RB | RESILIENT BASE |
| RD | ROOF DRAIN |
| RES | RESIN |
| REV | REVISION |
| RO | ROUGH OPENING |
| ROW | RIGHT-OF-WAY |
| RSF | RESILIENT SHEET FLOORING |
| RST | RESILIENT STAIR TREAD |
| RTF | RESILIENT TILE FLOORING |
| RUB | RUBBER |
| SC | SEALED CONCRETE |
| SF | SQUARE FEET |
| SM | SIMILAR |
| SS | SOLID SURFACE |
| STN | STONE |
| STSL | STAINLESS STEEL |
| SUSP | SUSPENDED |
| T | TILE |
| T&G | TONGUE AND GROOVE |
| TG | TEMPERED GLASS |
| TO | TOP OF CURB |
| TOM | TOP OF MASONRY |
| TOS | TOP OF SLAB / TOP OF STEEL |
| TOW | TOP OF WALL |
| TP | TOILET PARTITION |
| TPH | TACKABLE PANEL FABRIC |
| TRZ | TERRAZZO |
| TS | TOP OF STAIR |
| TYP | TYPICAL |
| UL | UNDERWRITERS LABORATORIES, INC. |
| UNO | UNLESS NOTED OTHERWISE |
| VERT | VERTICAL |
| VF | VERIFY IN FIELD |
| WB | WALL BOARD |
| WC | WALL COVERING |
| WI | WITH |
| W/O | WITHOUT |
| WO | WOOD |
| WGH | WALKGUARD HANDRAIL |
| WPM | WALK-OFF MAT WALK-PROTECTION |

OPN ARCHITECTS

100 Court Ave., Suite 100
Des Moines, IA 50309
P: 515-309-0722
www.opnarchitects.com

All reports, plans, specifications, computer files, field data, notes and other documents and instruments prepared by OPN Architects, Inc. are instruments of service and remain the property of OPN Architects, Inc. OPN Architects, Inc. shall retain all copyright, ownership and other intellectual property rights in and to the work product.

© 2025 OPN Architects, Inc.

THE BAUMILLER GROUP
2829 WESTOWN PARKWAY, SUITE 200
WEST DES MOINES, IA 50266

AKER RHODES ENGINEERING
4717 GRAND AVENUE
DES MOINES, IA 50309

9420.00 DAS Capitol West Stairs & Surrounding Landscape Repairs
Bid Issuance 3
1007 E GRAND AVENUE
DES MOINES, IA 50319

19802019

BID SET 07/01/2025

SITE ACCESS & GENERAL DRAWING INFORMATION

A000.3



Revision	Description	Date
----------	-------------	------

QPN Project No.

19802019

Sheet Issue Date

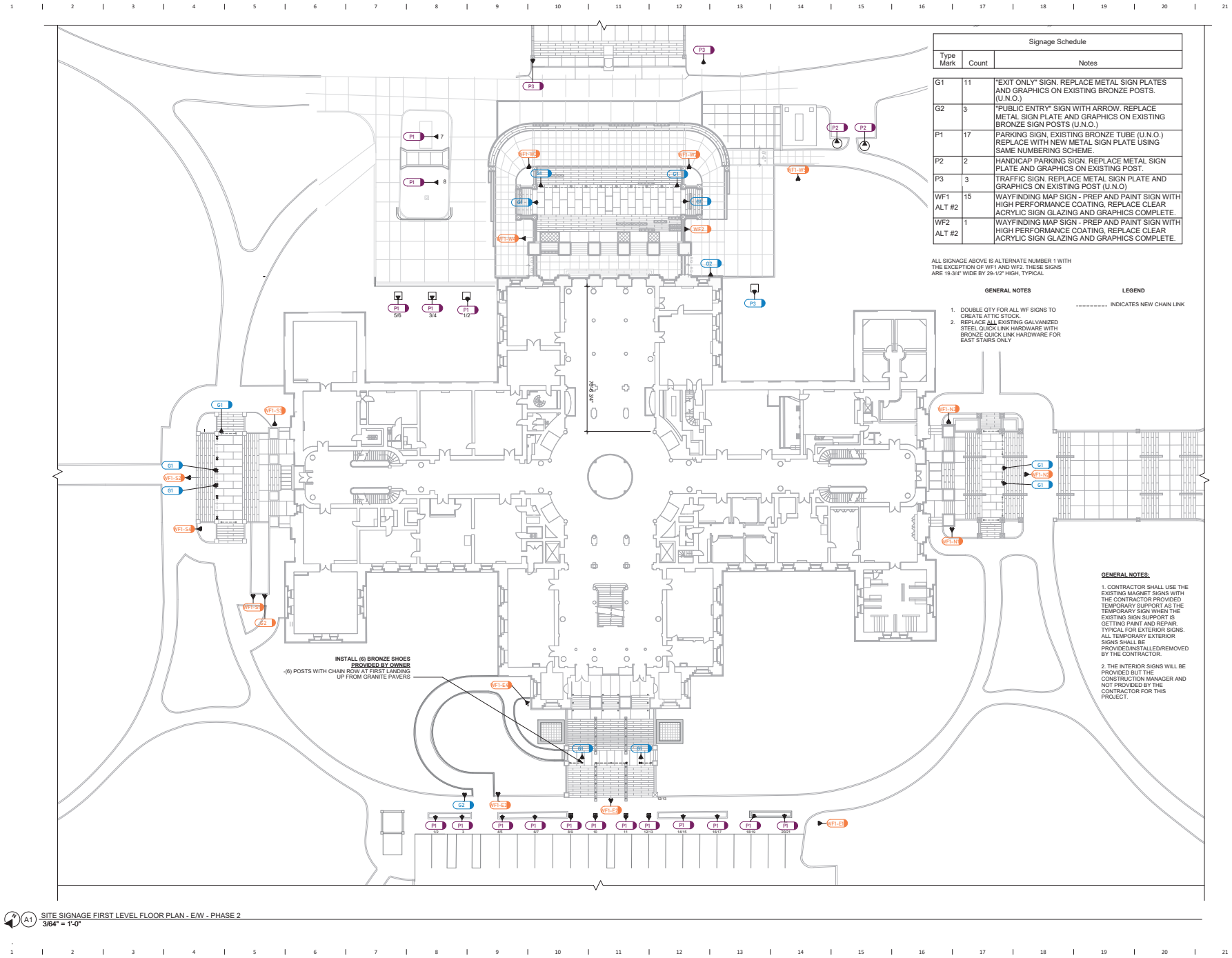
BID SET 07/01/2025

Sheet Name

SITE IMPROVEMENTS

Sheet Number

A100.3



Signage Schedule		
Type Mark	Count	Notes
G1	11	"EXIT ONLY" SIGN, REPLACE METAL SIGN PLATES AND GRAPHICS ON EXISTING BRONZE POSTS. (U.N.O.)
G2	3	"PUBLIC ENTRY" SIGN WITH ARROW. REPLACE METAL SIGN PLATE AND GRAPHICS ON EXISTING BRONZE SIGN POSTS (U.N.O.)
P1	17	PARKING SIGN, EXISTING BRONZE TUBE (U.N.O.) REPLACE WITH NEW METAL SIGN PLATE USING SAME NUMBERING SCHEME.
P2	2	HANDICAP PARKING SIGN, REPLACE METAL SIGN PLATE AND GRAPHICS ON EXISTING POST.
P3	3	TRAFFIC SIGN, REPLACE METAL SIGN PLATE AND GRAPHICS ON EXISTING POST (U.N.O.)
WF1	15	WAYFINDING MAP SIGN - PREP AND PAINT SIGN WITH HIGH PERFORMANCE COATING, REPLACE CLEAR ACRYLIC SIGN GLAZING AND GRAPHICS COMPLETE.
WF2	1	WAYFINDING MAP SIGN - PREP AND PAINT SIGN WITH HIGH PERFORMANCE COATING, REPLACE CLEAR ACRYLIC SIGN GLAZING AND GRAPHICS COMPLETE.

ALL SIGNAGE ABOVE IS ALTERNATE NUMBER 1 WITH THE EXCEPTION OF WF1 AND WF2. THESE SIGNS ARE 18-3/4" WIDE BY 29-1/2" HIGH, TYPICAL.

GENERAL NOTES

- DOUBLE QTY FOR ALL WF SIGNS TO CREATE ATTIC STOCK.
- REPLACE ALL EXISTING GALVANIZED STEEL QUICK LINK HARDWARE WITH BRONZE QUICK LINK HARDWARE FOR EAST STAIRS ONLY.

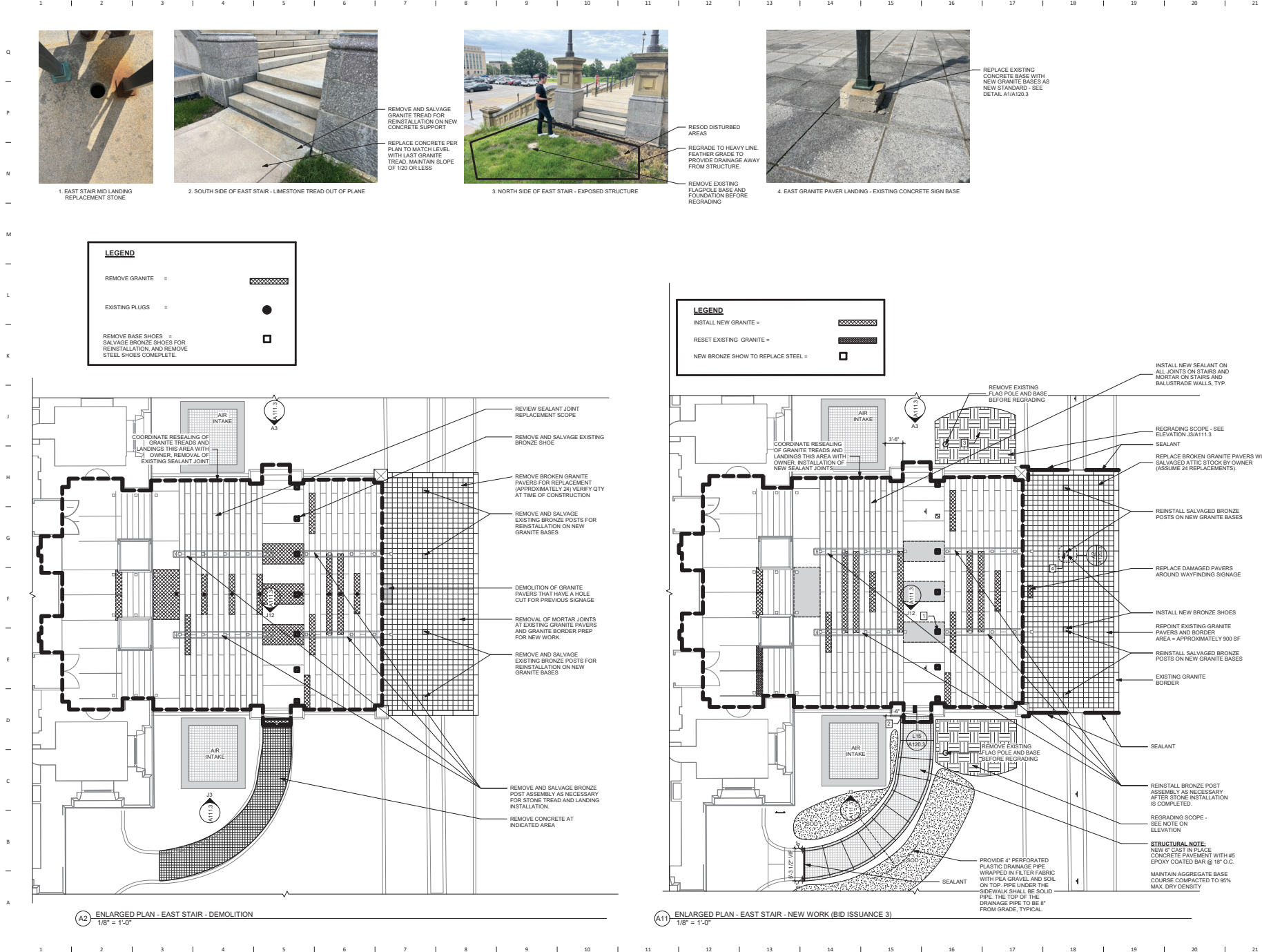
LEGEND

----- INDICATES NEW CHAIN LINK

GENERAL NOTES:

- CONTRACTOR SHALL USE THE EXISTING MAGNET SIGNS WITH THE CONTRACTOR PROVIDED TEMPORARY SUPPORT AS THE TEMPORARY SIGN WHEN THE EXISTING SIGN SUPPORT IS GETTING PAINT AND REPAIR. TYPICAL FOR EXTERIOR SIGNS. ALL TEMPORARY EXTERIOR SIGNS SHALL BE PROVIDED/INSTALLED/REMOVED BY THE CONTRACTOR.
- THE INTERIOR SIGNS WILL BE PROVIDED BUT THE CONSTRUCTION MANAGER AND NOT PROVIDED BY THE CONTRACTOR FOR THIS PROJECT.

A1 SITE SIGNAGE FIRST LEVEL FLOOR PLAN - E/W - PHASE 2
3/64" = 1'-0"



OPN
ARCHITECTS

100 Court Ave., Suite 100
Des Moines, IA 50309
P: 515-269-0722
www.opnarchitects.com

All reports, plans, specifications, computer files, field data, notes and other documents and instruments prepared by OPN Architects, Inc. are instruments of service and remain the property of OPN Architects, Inc. OPN Architects, Inc. shall retain all ownership, copyright and other intellectual property rights in all documents.
© 2021 OPN Architects, Inc.

Project:
9420.00 DAS Capitol West Stairs & Surrounding Landscape Repairs
Bid Issuance 3
1007 E GRAND AVENUE
DES MOINES, IA 50319

Construction Manager
THE BAUMILLER GROUP
2529 WESTOWN PARKWAY, SUITE 200
WEST DES MOINES, IA 50266

Structural Engineer
RAKER RHODES ENGINEERING
4717 GRAND AVENUE
DES MOINES, IA 50309

Revision	Description	Date
----------	-------------	------

OPN Project No:
19802019

Drawn Issue Date:
BID SET 07/01/2025

Drawn Name:
ENLARGED FLOOR PLANS - EAST STAIRS

Drawn Number:
A102.3

Q
—
P
—
N
—
M
—
L
—
K
—
J
—
H
—
G
—
F
—
E
—
D
—
C
—
B
—
A

1 | 2 | 3 | 4 | 5 | 6 | 7 | 8 | 9 | 10 | 11 | 12 | 13 | 14 | 15 | 16 | 17 | 18 | 19 | 20 | 21



J3 EXTERIOR ELEVATION - EAST STAIR SOUTH 1
3/16" = 1'-0"



J12 EXTERIOR ELEVATION - EAST STAIR SOUTH 2
3/16" = 1'-0"

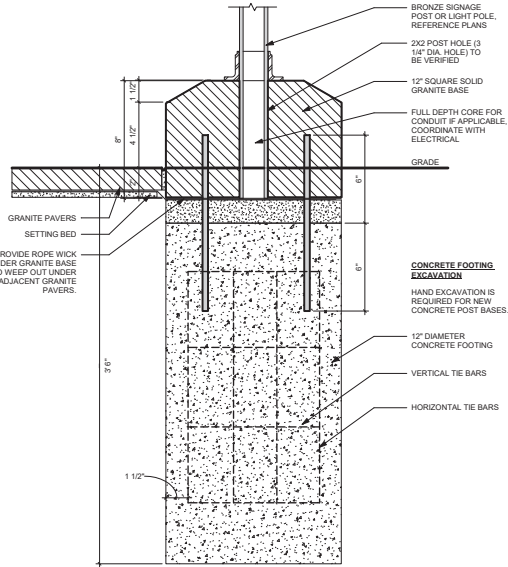


A3 EXTERIOR ELEVATION - EAST STAIR NORTH 1
3/16" = 1'-0"

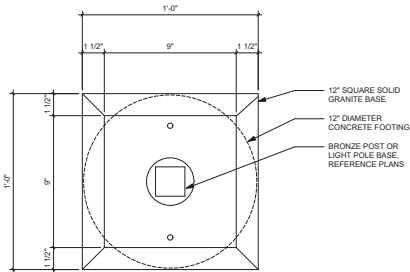
1 | 2 | 3 | 4 | 5 | 6 | 7 | 8 | 9 | 10 | 11 | 12 | 13 | 14 | 15 | 16 | 17 | 18 | 19 | 20 | 21

D
—
P
—
N
—
M
—
L
—
K
—
J
—
I
—
H
—
G
—
F
—
E
—
D
—
C
—
B
—
A

1 | 2 | 3 | 4 | 5 | 6 | 7 | 8 | 9 | 10 | 11 | 12 | 13 | 14 | 15 | 16 | 17 | 18 | 19 | 20 | 21

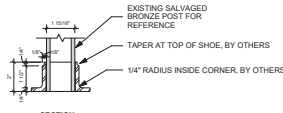


SECTION

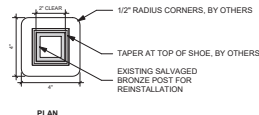


PLAN

A2 12" X 12" GRANITE BASE DETAIL
3" = 1'-0"



SECTION



PLAN

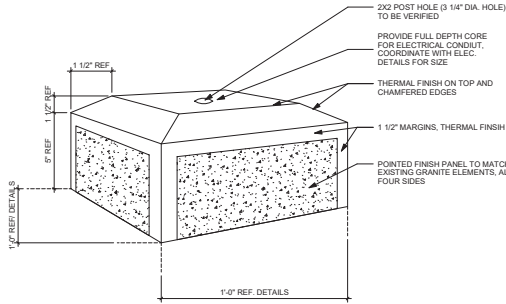
TYPICAL BRONZE CAP:

JULIUS BLUM
CAST BRONZE
CAP TYPE A
PART # 5020
2"x2" TUBE SIZE

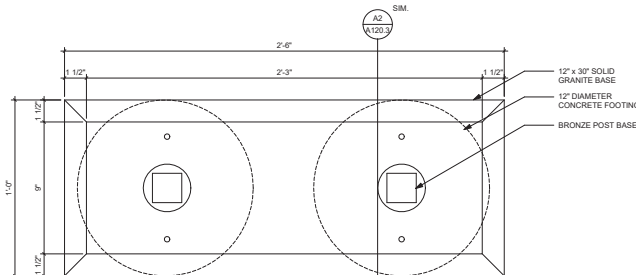
TYPICAL BRONZE POST:

JULIUS BLUM
BRONZE TUBING
2"x2" TUBE SIZE

L8 BRONZE HANDRAIL POST DETAILS
3" = 1'-0"

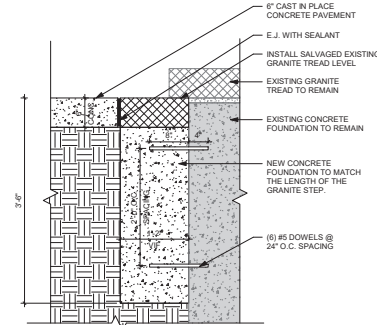


F8 GRANITE BASE AXON
3" = 1'-0"



PLAN


A6 12" X 30" GRANITE BASE DETAIL
3" = 1'-0"



L10 SECTION DETAIL - GRANITE TREAD SUPPORT DETAIL
1" = 1'-0"

1 | 2 | 3 | 4 | 5 | 6 | 7 | 8 | 9 | 10 | 11 | 12 | 13 | 14 | 15 | 16 | 17 | 18 | 19 | 20 | 21

Q
—
P
—
N
—
M
—
L
—
K
—
J
—
H
—
G
—
F
—
E
—
D
—
C
—
B
—
A



A1 WAYFINDING SIGN GRAPHICS
1 1/2" = 1'-0"

ALTERNATE #2

ALTERNATE #1

G1



G2



WF-2

