

## **RFB944300-01 ADDENDUM #02**

DATE: April 23, 2025

PROJECT: 9443.00 DOC MPCF Appliance Shop, Powerhouse, Carpentry, and Paint Shop Window Replacement

BID DUE DATE: May 1, 2025 @ 2:00 pm

TO: All Contract Document Holders of Record.

---

This Addendum forms a part of the bidding and construction documents. This Addendum supersedes and supplements all portions of the original bidding and construction documents dated January 17, 2025, with which it conflicts. Please attach this Addendum to the Project Manual(s) in your possession.

**ACKNOWLEDGE RECEIPT OF THIS ADDENDUM IN THE SPACE PROVIDED ON THE BID FORM. FAILURE TO DO SO MAY SUBJECT BIDDER TO DISQUALIFICATION.**

---

### **1. QUESTIONS/CLARIFICATIONS**

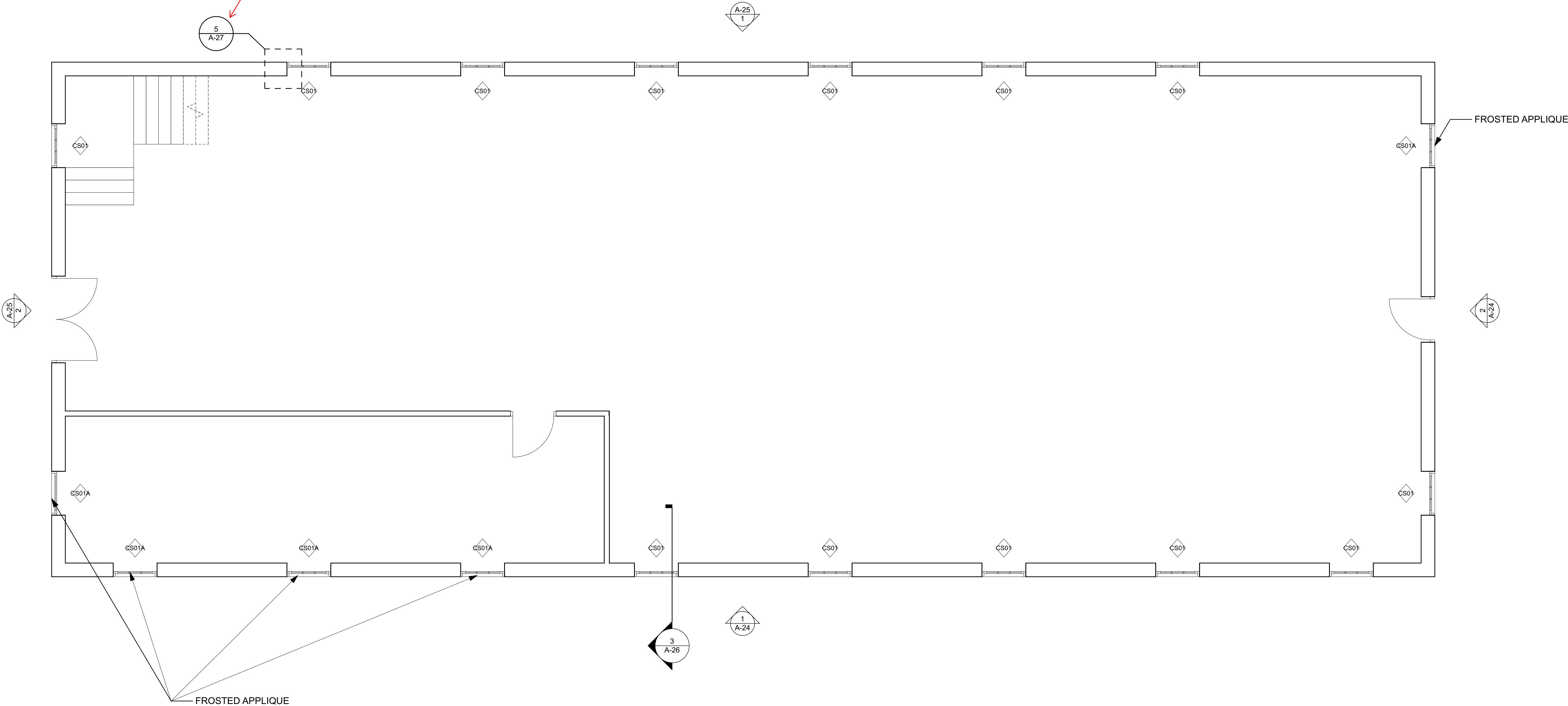
- a. Clarifications
  - i. Drawing A-22: CARPENTRY SHOP MAIN PLAN
    - 1. Window jamb detail should refer to 5/A-26 not 5/A-27, see marked up drawing below.
  - ii. Drawing A-26: CARPENTRY SHOP WINDOW DETAILS
    - 1. Window jamb detail 5/A-26 to be replaced with Detail 6/A-7 for bidding. Actual condition will be verified in field with window demolition.
  - iii. Drawing A-27: CARPENTRY SHOP WINDOW DETAILS 2
    - 1. Detail 4/A-27 did not plot on the original bidding set, see below for detail.

C:\Users\miken\Horizon Architecture - Documents\Projects\General Projects\G25-001 DAS MPCF Tuckpoint and Windows\1 - Model and Design\MPCF Window Replacements.pln

1

CARPENTRY SHOP MAIN PLAN

SCALE: 1/4" = 1'-0"



WINDOW SCHEDULE						
ID	Quantity	Width (Nominal)	Height (Nominal)	Type	NOTES	3D Front View
CS01	13	3'-2"	9'	SINGLE HUNG	BRICK INTERIOR TO BRICK EXTERIOR FINISH	
CS01A	5	3'-2"	9'	SINGLE HUNG	BRICK INTERIOR TO BRICK EXTERIOR FINISH. PROVIDE MANUFACTURER INSTALLED FROSTED APPLIQUE.	
CS02	22	3'-2"	7'-6"	SINGLE HUNG	BRICK INTERIOR TO BRICK EXTERIOR FINISH	
CS03	2	2'-2"	3'-4"	SINGLE HUNG	BRICK INTERIOR TO BRICK EXTERIOR FINISH	

ISSUED FOR BIDDING AND CONSTRUCTION

9443.00 DOC MPCF Appliance  
Shop, Powerhouse, Carpentry,  
and Paint Shop Window  
Replacement  
1200 EAST WASHINGTON STREET  
MOUNT PLEASANT, IA 52641

PROJECT NO: G25-001  
DATE: 3/30/2025  
DRAWN BY: MSN  
COPYRIGHT

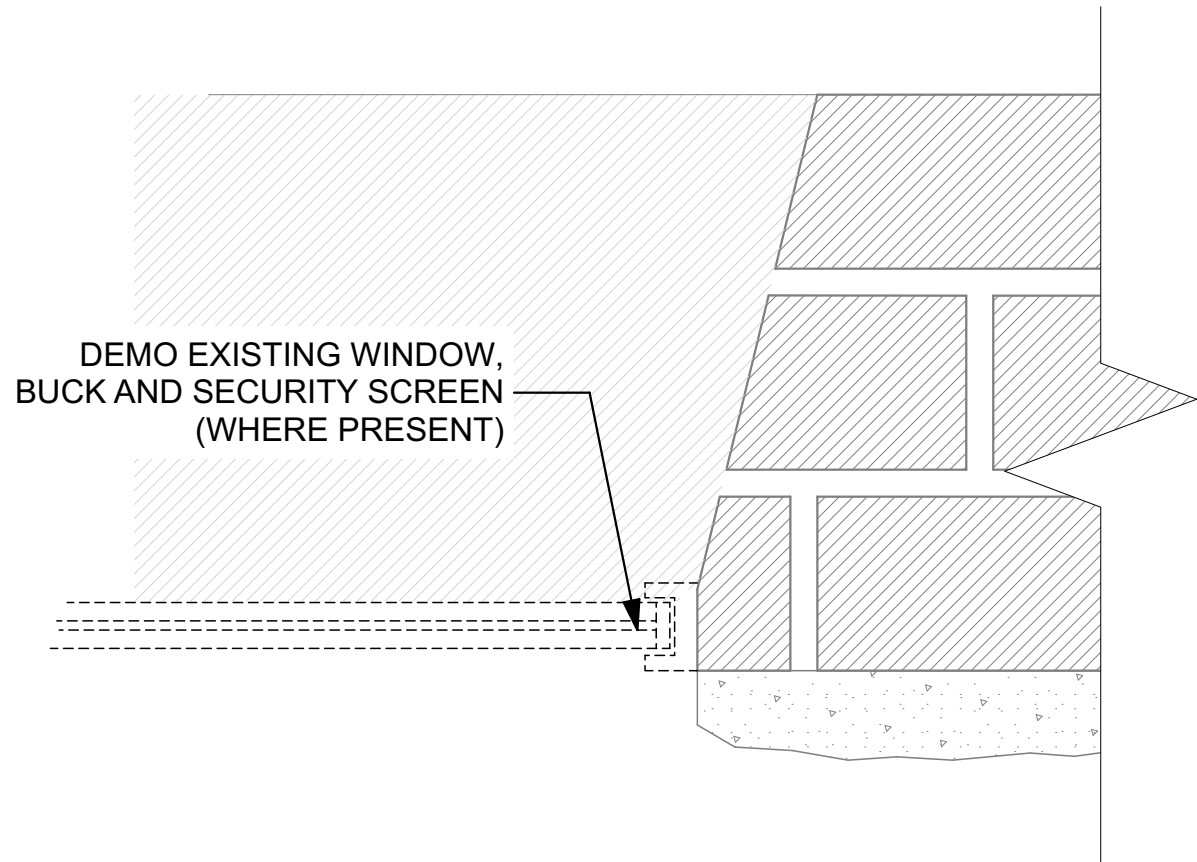
SHEET TITLE  
CARPENTRY  
SHOP MAIN  
PLAN

A-22

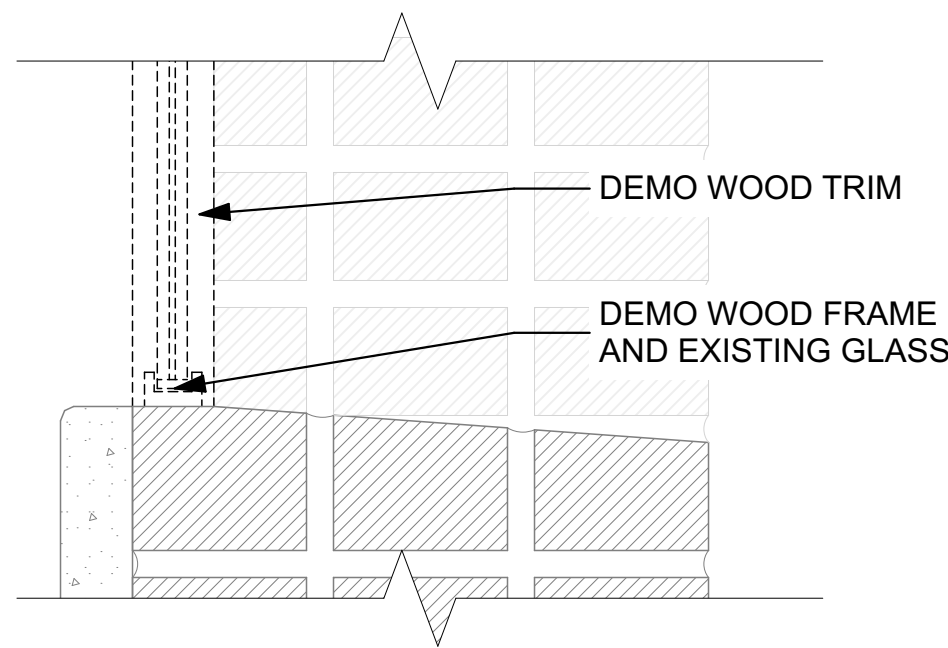
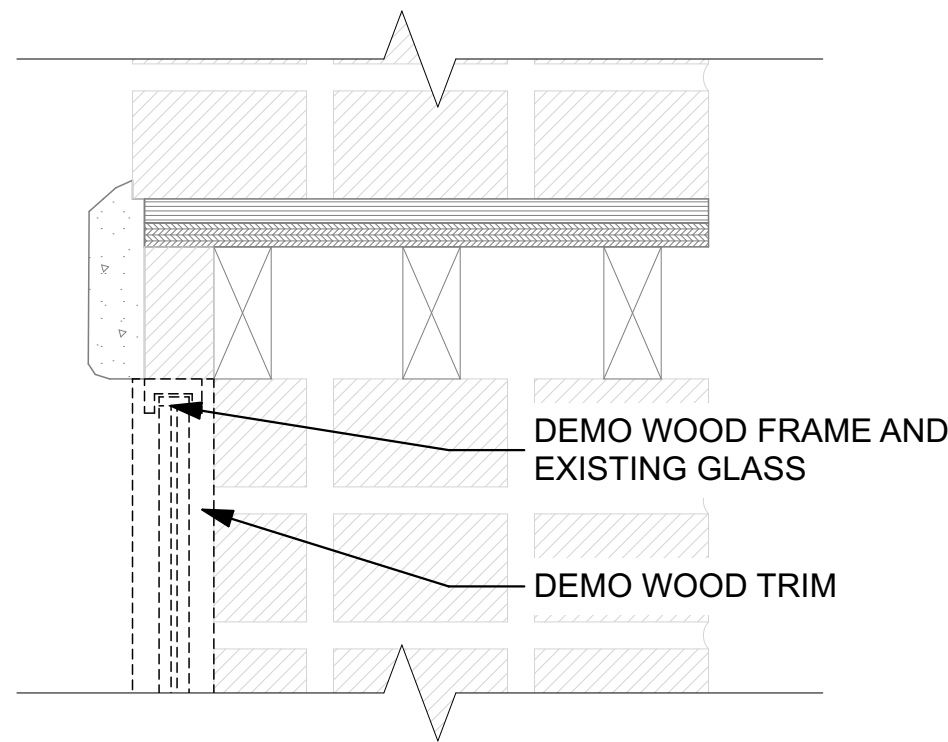
horizon.  
original.  
architecture.  
MICHAEL@HORIZON-ARCHITECTURE.COM  
PH 1 (563) 506-4965  
WWW.HORIZON-ARCHITECTURE.COM

C:\Users\miken\Horizon Architecture - Documents\Projects\General Projects\G25-001 DAS MPCF Tuckpoint and Windows\1 - Model and Design\MPCF Window Replacements.pln

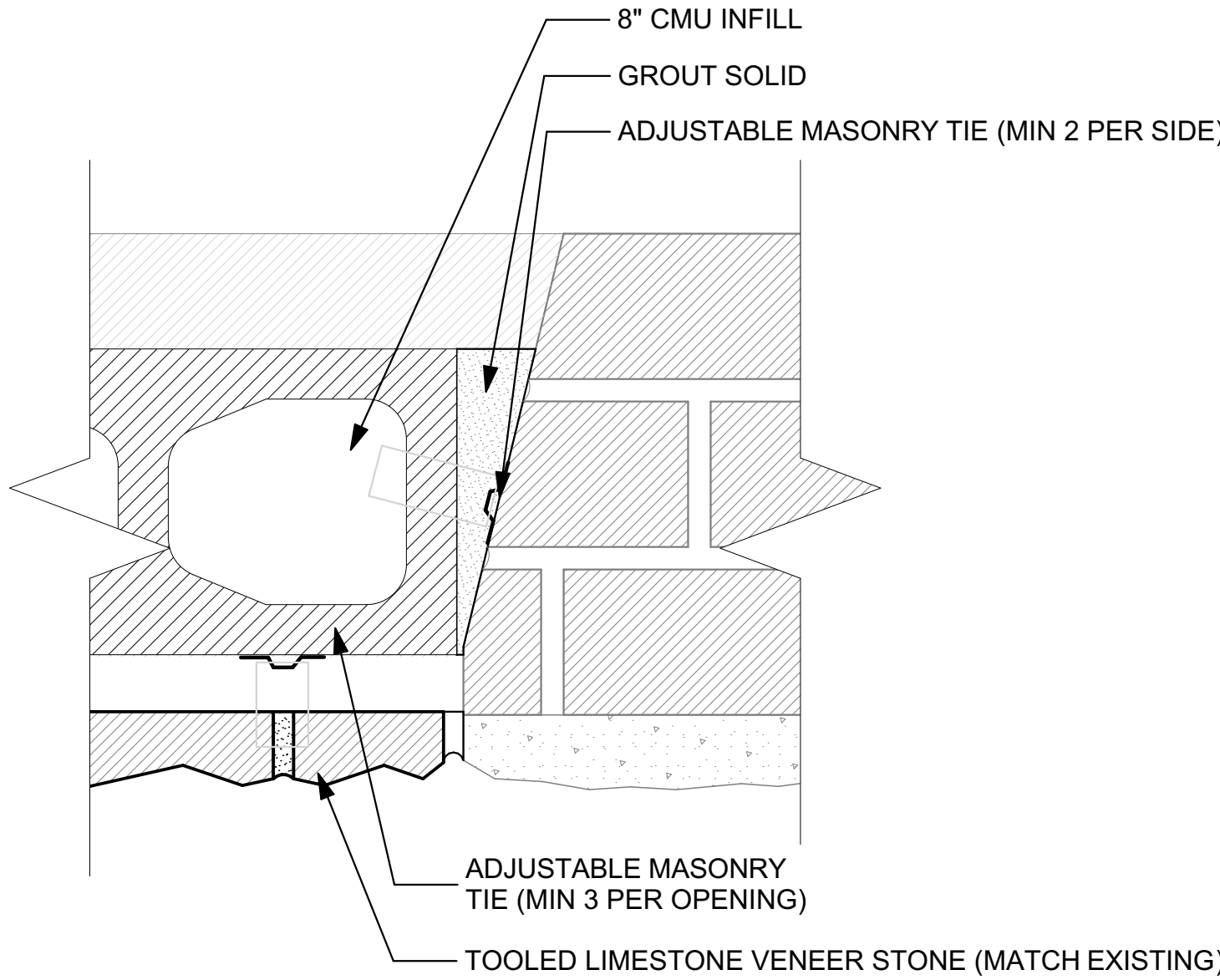
**GENERAL NOTE**  
- PROTECT FINISHES TO REMAIN DURING DEMOLITION. CONTRACTOR WILL BE RESPONSIBLE FOR RESTORING FINISHES TO ORIGINAL CONDITION UNLESS OTHERWISE INDICATED.



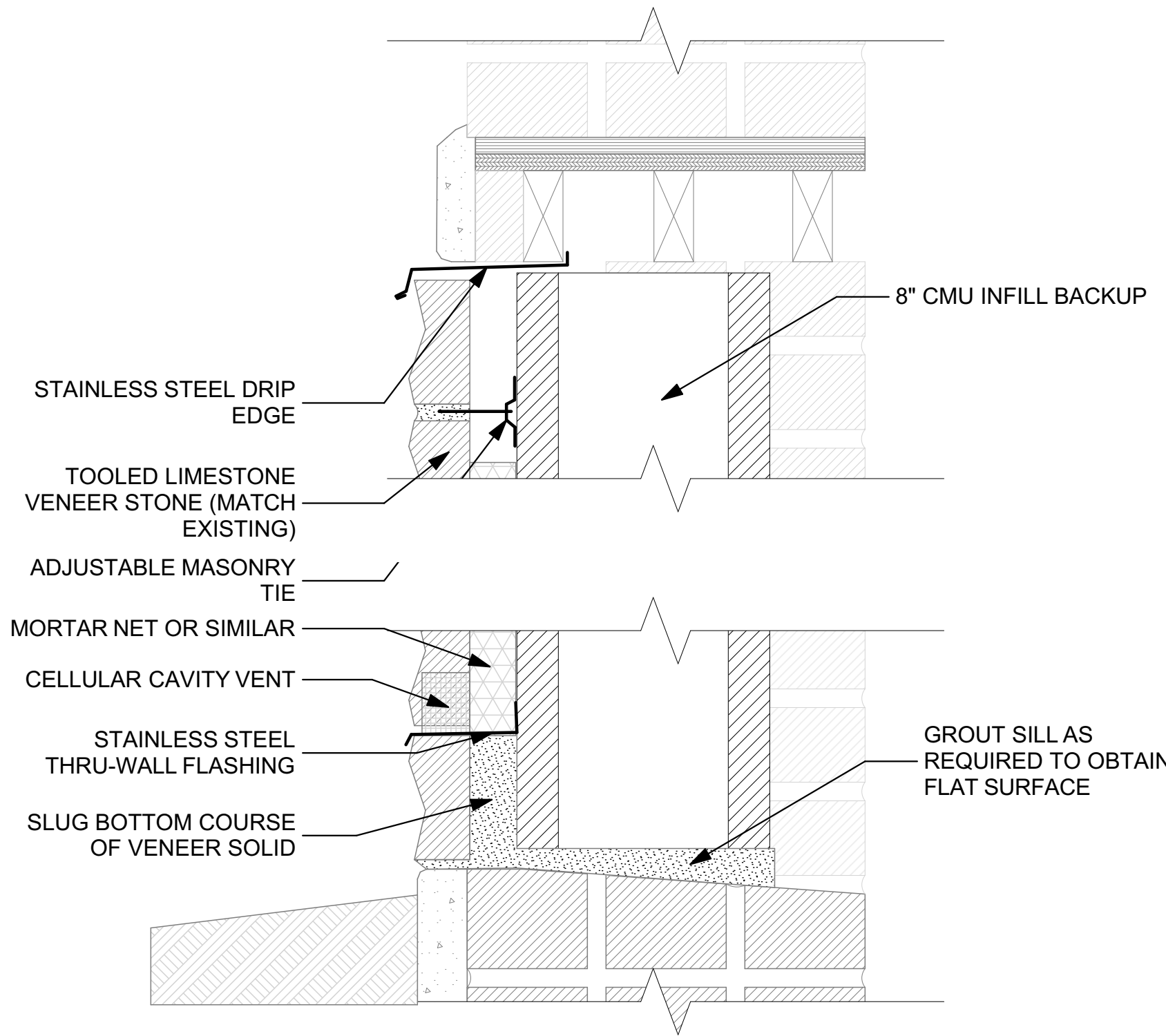
3 JAMB DEMOLITION DETAIL  
SCALE: 3" = 1'-0" 0 3" 6" 9"



1 BASEMENT DEMOLITION SECTION  
SCALE: 3" = 1'-0" 0 3" 6" 9"



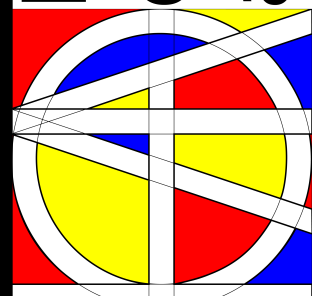
4 MASONRY INFILL DETAIL  
SCALE: 3" = 1'-0" 0 3" 6" 9"



2 BASEMENT INFILL DETAIL  
SCALE: 3" = 1'-0" 0 3" 6" 9"

ISSUED FOR BIDDING AND CONSTRUCTION

horizon.  
original.  
architecture.



MICHAEL@HORIZON-ARCHITECTURE.COM  
PH 1 (563) 506-4965  
WWW.HORIZON-ARCHITECTURE.COM

9443.00 DOC MPCF Appliance  
Shop, Powerhouse, Carpentry,  
and Paint Shop Window  
Replacement  
1200 EAST WASHINGTON STREET  
MOUNT PLEASANT, IA 52641

MARK	DATE	DESCRIPTION

PROJECT NO: G25-001  
DATE: 4/23/2025  
DRAWN BY: MSN  
COPYRIGHT

SHEET TITLE  
CARPENTRY  
SHOP WINDOW  
DETAILS 2

A-27