Addendum 1 for RFB921500-01

Project Name: Grimes Lighting Replacement
DAS RFB #: 921500-01
DAS Project #: 9215.00
Date: 09/03/2021

Bids Due: September 17th, 2021 at 2:00pm

1. **Contents**
    a. **Cover Page – Table of Contents, Clarifications, Revisions, and Questions (2 pages)**
    b. **Pre-Bid Meeting Agenda and Sign-In Sheet (8 pages)**
    c. **REVISED 00 4116 BID FORM (6 pages)**
    d. **KCL Mechanical and Electrical Addendum (2 pages)**
    e. **REVISED Drawings E100, E101, E102, E102, & E400 (5 pages)**

Clarifications:

1. Dumpster services to be provided by the Construction Manager, DCI Group.
2. Background checks will NOT be required for contractors
3. Contractors may utilize the basement level, near the tunnel entrance or the penthouse for material and equipment staging. Coordinate exact locations with DCI Group.

Revisions:

1. **CHANGES TO BID SUBMITTAL AND OPENING**
    a. Due to the circumstances surrounding COVID-19, the State is amending the bid submittal and public opening procedures of the above RFB.
    b. **BID SUBMITTAL**
        i. The Bid shall be submitted to the Issuing Officer through the Iowa VSS electronic bidding system. The link to VSS is: https://vss.iowa.gov/webapp/VSS_ON/AltSelfService.
        ii. VSS should be accessed via Internet Explorer. Bidder will need to register regardless of whether it has already done business with the State of Iowa. Click the Register button on the left side of the VSS screen to start the registration process. If you have any issues with registration, please call the helpdesk at 515-281-6614. **Bidders should complete the registration process and ensure the ability to log in as soon as possible to ensure Bids can be submitted on the due date as the helpdesk is not available 24/7.** Bids should be split into several files if the bid exceeds the 10MB threshold. There is no limit on the number of files which can be uploaded. Please make sure the electronic documents submitted contain all of the required signatures. Digital signatures will be accepted. Bidders without access to electronic means should contact the issuing officer at 515-322-2893.
    c. **PUBLIC OPENING**
        i. The public opening will be held via conference call only. The call details are below.
            1. Call time: 3:00pm on September 17th, 2021
            2. Call number: 617-675-4444
            3. Pin: 877 592 266 8757#
2. **DELETE 01 1200 1.08.B**
3. **REVISE 01 1200 1.08.H to read** "Company and personal vehicles are to be parked and locked in designated or authorized areas of the work. Contractor parking to be located in the Grimes lower south

parking lot in stalls designated for contractors or in on-street parking. Contractors shall not park in reserved stalls Parking in the dock is not allowed outside of short term parking for deliveries."

4. **REVISE 01 1200 1.09.B.3 to read** This contractor shall be responsible for the complete replacement of all light fixtures as identified in the contract documents. This shall include, but not be limited to, fixture demolition and disposal, new conductors to the source, cable management, and new fixtures. This shall include the removal and disposal of any PCB containing ballasts. Disposal of PCB containing ballasts shall be addressed by a change order utilizing the unit price request in the bid form.
5. **REVISE 01 1200 1.09.B.12 to read** "For all ceiling tile mounted fixtures, this contractor shall install devices in a new ceiling tile and set new ceiling tile in the existing grid. This shall include the removal and reinstallation of all existing devices to remain. This contractor shall obtain new ceiling tile from Bid Package #03 to perform this work. Removal and reinstallation of thermostats to be by Bid Package #01."
6. **REPLACE 00 4116 BID FORM** with revised form provided in this addendum.

Questions:

1Q. Are the existing light fixtures hard piped from end to end?
1A. Yes. The intent is to re-use the homerun conduit and replace the conduit between lights.

2Q. Who is responsible for protection and cleaning of the areas?
2A. Each contractor is responsible for protection and cleaning for their scope of work.

3Q. Who will provide the dumpster?
3A. DCI Group.

4Q. Are there any ballasts with PCB left?
4A. We believe all ballasts with PCB have been replaced, but there may be a few that were missed. A Unit price has been added to the bid form for disposal of PCB containing ballasts in the event any are encountered.

5Q. Are the contractors to remove and reinstall all items in the ceiling pads?
5A. Yes, Bid Package #02 will be responsible for removing and reinstalling all existing devices to remain.

6Q. Will background checks be required?
6A. No.

7Q. Can you provide a list of state holidays when work will not be allowed?
7A. November 11, November 25, November 26, December 24, December 25, December 31 and January 17.

8Q. Can contractors park outside the dock?
8A. Yes, but only in the spots marked for service vehicles, not in the reserved spots.

State of Iowa - Department of Administrative Services
109 SE 13th St.
Des Moines, Iowa 50319
P: (515) 281-7260

Project: 9215.00 DAS CC Grimes Lighting Replacement
400 E 14th St
Des Moines, Iowa 50319

RFB Pre-Bid Minutes: Meeting #1

Meeting Date	Sep 2, 2021	**Meeting Time**	2:00 PM - Central Time (US & Canada)
Meeting Location	400 E 14th St, Des Moines, IA 50319; Grimes Building		
Overview	Meeting to allow prospective bidders to visit the site, when possible, and learn more about the project.		
Notes			
Attachments	Pre-Bid Meeting Sign-In Sheet.pdf, 21.08.25 Grimes Lighting Replacement - Bid Schedule.pdf		

Scheduled Attendees

Name	Company	Phone Number	Email	Attendance
Jennie Elliott	Capitol Complex Maintenance	(515) 242-5120	jennie.elliott@iowa.gov	For Distribution Only
Brad Meister	Capitol Complex Maintenance		brad.meister@iowa.gov	Present
Steven Baridon	DCI Group	(515) 244-5043	stevenb@dcigroup-us.com	For Distribution Only
Michael Steen	DCI Group	(515) 244-5043	michaels@dcigroup-us.com	Present
Chad Bass	KCL Engineering	(515) 724-7938	cbass@kclengineering.com	For Distribution Only
Eric Heynen	KCL Engineering	(515) 724-7938	eheynen@kclengineering.com	Present
Jennifer Kleene	State of Iowa - Department of Administrative Services	5157250454	jennifer.kleene@iowa.gov	Present

Introduction

No.	Mtg Origin	Title	Assignment	Due Date	Priority	Status
1.1	1	Introductions				Open
	Description Jennifer Kleene - Owner's Representative (DAS) Jennie Elliott - Associate Facilities Administrator/Energy Manager (DAS) Brad Meister - Energy Associate/Project Manager (DAS) Chad Bass - Senior Mechanical Engineer (KCL) Eric Heynen - Senior Electrical Engineer (KCL) Steven Baridon - Project Engineer (DCI Group) Michael Steen - Senior Project Manager (DCI Group)					

Project Overview

No.	Mtg Origin	Title	Assignment	Due Date	Priority	Status
2.1	1	Project Description				Open
	Description This project is for the replacement of lighting fixtures and associated circuiting, lighting controls, diffusers, grilles, ceiling tiles, and new grid cap on all floors of the Grimes Building.					

Work will be performed in evenings and space shall be cleaned and put back together at the end of each work shift.

- Base bid:
  - Bid Package #01 Mechanical
    - Disconnecting existing duct from light fixtures that also serve as diffusers
    - Installing new flex, hard duct, balancing dampers, and air devices in existing ceiling grid
    - Sealing abandoned taps
    - Remove and reinstall existing ceiling mounted thermostats
    - TAB
    - Ceiling tile relocation or installation at end of work shifts for work performed by this contractor
  - Bid Package #02 Electrical and Controls
    - Replacement of light fixtures including proper disposal
    - New conductors to source, may use existing conduit if in acceptable condition
    - Extending conduit as needed
    - New lighting controls
    - Emergency and egress lighting
    - Ceiling tile relocation or installation at end of work shifts for work performed by this contractor.
    - Lump sum allowance of $15,000 for 3/4" conduit replacement. Should be included in your base bid lump sum cost.
  - Bid Package #03 Acoustical Ceilings
    - All ceiling tile replacement. Included 2'x2' and 1'x2'
    - New 1' ceiling grid install at fixture replacements
    - New grid cap
    - Provide ceiling tile to Bid Package #01 and #02 for there use
- Alternates:
  - Alternate #01 - 1st Floor Storage/Screening & 2nd Floor Conference Room Light Fixtures
    - Fixtures and lighting controls only. No ceiling tile, grid cap, or mechanical anticipated.
  - Alternate #02 - Lobby Fixture Replacements
    - Fixtures and lighting controls only.
  - Alternate #03 - Basement & Penthouse Fluorescent Fixture Replacement
    - Fixtures and lighting controls only.
- Unit prices
  - 3/4" conduit replacement

Official Documented Meeting Minutes

- Are the existing light fixtures hard piped from end to end?
  - Yes. The intent is to re-use the homerun conduit and replace the conduit between lights.
- Who is responsible for protection and cleaning of the areas?
  - Each contractor is responsible for protection and cleaning for their scope of work.
- Who will provide the dumpster?
  - DCI Group.

- Are there any ballasts with PCB left?
  - We believe all ballasts with PCB have been replaced, but there may be a few that were missed. A Unit price has been added to the bid form for disposal of PCB containing ballasts in the event any are encountered.
- Are the contractors to remove and reinstall all items in the ceiling pads?
  - This will be clarified by addendum.

No.	Mtg Origin	Title	Assignment	Due Date	Priority	Status
2.2	1	Project Schedule				Open

Description

- Contract(s) Issued: Week of 9/20/21
- Contract(s) Closed: By 10/01/2021
- Submittals:
  - Received by: 10/15/2021
  - Returned by: 10/22/2021
- Construction:
  - Procurement start by: 10/25/2021
  - Onsite activities start by: 12/08/2021
- Closeout:
  - Substantial Completion by: 03/25/2022
  - Final Completion by: 04/22/2022

A pull-plan session will be held with the successful bid package contractors to finalize the construction schedule.

No.	Mtg Origin	Title	Assignment	Due Date	Priority	Status
2.3	1	Site Rules				Open

Description

- Onsite supervision by Prime Contractor is required at all times when work by that contractor or their subcontractors/suppliers is taking place.
- Contractors shall provide daily logs for each day they are on site.
- Construction progress meeting will be established once construction starts.
- It is of the utmost importance to show respect and courtesy to all staff at all times.
- Clean all debris, materials, and bring all finishes back to existing conditions in the area they were working in prior to moving to the next area.
- No smoking, vaping or smokeless tobacco use onsite.
- Temporary facilities - Protect existing furniture, equipment, and personnel items
- Dumpster - Provided by DCI Group
- Contractor's may utilize the existing restroom facilities
- Demolished equipment - Debris shall be removed to dumpster or offsite daily
- Tool control - All tools and equipment shall be stored away in a space designated by the State and CM at the end of each work shift
- Cell phones - Cell phone numbers for each Forman who will be onsite each day shall be provided to DCI Group prior to starting work.
- Background checks - Background checks will be performed for all contractors working onsite
- Work hours - **6:00 PM to 7:00 AM Sunday night through Friday morning.**

- Contractors may park in the Grimes lower parking lot. The dock may be utilized for dropping off material and equipment, but no vehicles shall remained parked inside the loading dock.

Official Documented Meeting Minutes

- Background checks will NOT be required.
- Contractor shall not park in the stalls reserved for State employees

RFB Overview

No.	Mtg Origin	Title	Assignment	Due Date	Priority	Status
3.1	1	Bid Submission				Open

Description

- Bids are due **Friday *09/17/2021 by 2:00 PM***
- The Bid shall be submitted to the Issuing Officer through the Iowa VSS electronic bidding system.
  - Link and information will be provided via addendum
  - Contractors will need to register prior to bidding
  - VSS should be accessed via Internet Explorer.
  - Bidders will need to register regardless of whether it has already done business with the State of Iowa.
  - Bidders should complete the registration process and ensure the ability to log in as soon as possible to ensure Bids can be submitted on the due date as the helpdesk is not available 24/7.
  - Bids should be split into several files if the bid exceeds the 10MB threshold. There is no limit on the number of files which can be uploaded.
  - Please make sure the electronic documents submitted contain all of the required signatures. Digital signatures will be accepted.
- Bid Opening will be held via conference call on ***Friday 09/17/2021 at 3:00 PM***
  - Phone: 617-675-4444
  - PIN: 877 592 266 8757#
- Contractor shall reference section 00 0116 for the bid submittal checklist
  - Bid Proposal Form (signed in two places)
    - **Bid Package #02 & #03: A breakout is requested on the bid form. These breakouts should be included in your lump sum pricing and are only requested as information for the State for the division of funding between different sources.**
  - Non Discrimination Clause Form
  - Contractor Targeted Small Business Enterprise Pre-Bid Contract Information Form
  - Bid Security – 5% of total Bid amount
- Apparent low bidder will be required to submit subcontractor/supplier list 48hrs after the bid opening

No.	Mtg Origin	Title	Assignment	Due Date	Priority	Status
3.2	1	Bid Schedule				Open

Description

- Questions/Substitutions Due in Writing to Construction.Procurement@iowa.gov: 2:00 PM September 9th, 2021
- Addendum Issued:
  - Addendum #01: Information from the pre-bid meeting to be issued 09/03/2021
  - Final Addendum: By 2:00 PM on 9/15/2021
- Bids Due: 9/17/2021 by 2:00 PM. **ONLINE SUBMITTAL, VERIFY IT WAS RECEIVED**

- Tentative NOI Issued: 9/20/2021

No.	Mtg Origin	Title	Assignment	Due Date	Priority	Status
3.3	1	Administrative Details				Open

Description

- Contractors will sign a modified ConsensusDocs 802. Example in the project manual.
- **Project-specific Certificate of Insurance must be provided prior to contract execution. Follow example in the project manual and limits in the 802.**
- Project-specific P&P bonds must be provided prior to contract execution.
- **Successful contractor must turn in their list of subcontractors and suppliers within 48 hours of the bid.**
- DAS will provide tax exempt certificates upon request.
- Procore will be used for all project management, at no cost to the trade contractor.
    - Submittals, Invoicing, RFIs, ASIs, PRs, RFQs
    - Contracts, Change Orders and Certificates of Substantial and Final Completion will also use Docusign
- Contractor Schedule of Values shall be broken out as specified in the project manual.
    - **SOV must contain a closeout line item for at least 1% of the total contract value.**
    - This line item can only be invoiced once the certificate of final completion has been signed by all parties.

No.	Mtg Origin	Title	Assignment	Due Date	Priority	Status
3.4	1	Pre-Bid Site Visits				Open

Description

- A site tour will be conducted following as part of the pre-bid meeting.
- Additional visits may be coordinated upon request. Send requests to Construction.Procurement@iowa.gov.

Questions

No.	Mtg Origin	Title	Assignment	Due Date	Priority	Status
4.1	1	Questions				Open

Description
Submit all questions in writing to construction.procurement@iowa.gov.

Official Documented Meeting Minutes

- Are the existing light fixtures hard piped from end to end?
    - Yes. The intent is to re-use the homerun conduit and replace the conduit between lights.
- Who is responsible for protection and cleaning of the areas?
    - Each contractor is responsible for protection and cleaning for their scope of work.
- Who will provide the dumpster?
    - DCI Group.
- Are there any ballasts with PCB left?

- We believe all ballasts with PCB have been replaced, but there may be a few that were missed. A Unit price has been added to the bid form for disposal of PCB containing ballasts in the event any are encountered.

- Are the contractors to remove and reinstall all items in the ceiling pads?
  - This will be clarified by addendum.

These meeting minutes are believed to be an accurate reflection of those items discussed and the conclusions that were reached during the referenced meeting.
Please contact State of Iowa - Department of Administrative Services if there are any discrepancies or questions with the content of these minutes.

DCI GROUP
DESIGN + CONSTRUCTION INTEGRATION

Project Name: Grimes Lighting Replacements
Meeting Purpose: RFB291500-01 Pre-Bid
Date: 09/02/2021 2:00 PM

Attendees

Name	Company	Phone Number	E-Mail Address	Attended by Phone
Michael Stew	DCI Group	515-975-8348	Michael S@dcigroup-us.com	
Stan Lesniewicz	Modern Companies	515-771-0291	stan.lesniewicz@modernpcompanies.com	
Jennifer Kleene	DAS	515-822-8197	Jennifer.Kleene@iowa.gov	
Brad Meister	Das	515 720 6262	Brad.meister@Iowa	
Robert Morris	Arcon Mechanical	515-243-5500	RMorris@ArconMechanical.com	
Zach Schutz	Tri City Electric	515-288-7181	zschutz@tricityelectric.com	
Eric Heyne	KCL Engineering	515-300-8072	eheynen@kclengineering.com	
Ken Horner	Waldinger	515-208-9638	Ken.Horner@waldinger.com	
Brian McNeeley	Corn States Metal	515-202-0175	brianm@cornstates.com	
Austin Goodrich	MMC	515-230-6037	agoodrich@mmccontractor.com	
Brooke Reynolds	MMC	515-202-3773	bmreynolds@mmccontractor.com	
Jordan Ritland	1st		jordan@1st-interiors.com	
Flip page for additional spaces				

DCI GROUP
DESIGN + CONSTRUCTION INTEGRATION

Name	Company	Phone Number	E-Mail Address	Attended by Phone
Ally Dunn	1st	(515) 343 7741	allyson@1st-interiors.com	
Chris Schaffer	Trinity Const.	515 418 3989	chriss@trinity-construction.com	
Jacob Triplett	Eick + Day	515-402-7000	Jacob@eick-day.com	

SECTION 00 4116

BID FORM – ADDENDUM #01

RFB #921500-01

BID FORM for CONSTRUCTION CONTRACT
for
Grimes Office Building
400 E 14th St, Des Moines, Iowa
Project 9215.00

Iowa Department of Administrative Services
Hoover State Office Building, Level 3
1305 East Walnut Street
Des Moines, Iowa 50319-0105

The following documents are to be completed and submitted with your bid.

1. Bid Proposal Form (Required)
2. Non Discrimination Clause Form
3. Contractor Targeted Small Business Enterprise Pre-Bid Contract Information Form
4. Bid Security – 5% of total Bid amount (Is to be submit in separate envelope) (Required)

Authorized Representative:
The undersigned Bidder, in response to your Request for Bid for construction of the above project, having examined the Drawings, Specifications, and other Bidding Documents dated August 26th 2021, and Addenda issued and acknowledged below as received and being familiar with all the conditions surrounding the construction of the proposed project including the availability of materials and labor, hereby proposes to furnish all labor, materials, equipment and supplies to perform all work to construct the project in strict accordance with the proposed Contract Documents, within the time and at the prices stated below. Prices are to cover all expenses incurred in performing the work required under the proposed Contract Documents, of which this bid is a part.

Bidder acknowledges receipt of the following Addenda which are a part of the Bidding Documents and for which any effect on cost of the Work is included in the bid amounts indicated:

Number	_____	_____	_____	_____	_____
Dated	_____	_____	_____	_____	_____

Note that the State of Iowa is exempt from State and Local sales and use taxes (including local option and school option) for this project. Taxes on construction materials shall NOT be included in the bid amounts.

Amounts shall be indicated in both words and figures. In case of discrepancy, the amount indicated in words shall govern.

BID PACKAGES:

BP 01

Description: Mechanical

Bidder proposes and agrees to perform all work as described in the Construction Documents for the sum of:

_____

_____ Dollars

($_____).

BP 02

Description: Electrical

Bidder proposes and agrees to perform all work as described in the Construction Documents for the sum of:

_____

_____ Dollars

($_____). Total to include $15,000 allowance for conduit replacement.

BP 03

Description: Acoustical ceilings

Bidder proposes and agrees to perform all work as described in the Construction Documents for the sum of:

_____

_____ Dollars

($_____).

Provide a breakout of cost associated with the new lighting controls. Cost should be included in above total:

_____Dollars

($_____).

ALTERNATES:

ALT 01

Description: 1st Floor Storage/Screening & 2nd Floor Conference Light Fixture Replacements

Bidder proposes and agrees to perform all work as described in the Construction Documents for the sum of:

_____

_____ Dollars

($_____).

ALTERNATES:

ALT 02

Description: Lobby Fixture Replacement

Bidder proposes and agrees to perform all work as described in the Construction Documents for the sum of:

_____

_____ Dollars

($_____).

ALTERNATES:

ALT 03

Description: Basement & Penthouse Fluorescent Fixture Replacement

Bidder proposes and agrees to perform all work as described in the Construction Documents for the sum of:

_____

_____ Dollars

($_____).

UNIT PRICES:

UNIT 01

Description: 3/4” conduit replacement per LF

_____

_____ Dollars /LF

($_____)/LF.

UNIT PRICES:

UNIT 02

Description: Disposal of PCB containing ballasts.

_____

_____ Dollars /EA

($_____)/EA.

Bidder hereby certifies that:

1. This bid is genuine and is not made in the interest of or on behalf of any undisclosed person, firm or corporation;
2. Bidder has not directly or indirectly induced or solicited any other bidder to put in a false or sham bid; Bidder has not solicited or induced any person, firm or corporation to refrain from bidding; and Bidder has not sought by collusion to obtain any advantage over any other bidder or over the Owner.
3. Bidder hereby certifies that the Bidder is registered with the Iowa Labor Commissioner as a Contractor as required by Chapter 91C, Code of Iowa.
4. Bidder agrees to comply with all Federal and State Affirmative Action/Equal Employment Opportunity requirements concerning fair employment and will not discriminate between or among them by reason of race, color, religion, sex, national origin or physical handicap.
5. All construction under this Contract shall conform to the requirements of the *Iowa State Building Code*.
6. Bidder agrees that this bid shall remain valid and shall not be withdrawn for a period of thirty (30) calendar days after the date for receipt of bids.
7. Bidder agrees that if written notice of acceptance of this bid is mailed, emailed, or delivered to the undersigned within thirty (30) days after the date in which bids are due, or at any time thereafter before it is withdrawn, the undersigned will sign and return the Contract Agreement, prepared in accord with the Bidding Documents and this bid as accepted; and will also provide proof of insurance coverage and required surety bonds.
8. Bidder understands that the Owner reserves the right to reject any and all bids, and to waive irregularities or informalities and enter into a contract for the work, as the Owner deems to be in the best interest of the State.
9. Bidder understands that the Owner reserves the right to accept any, or no, Alternate Bid, if requested, and that the Alternate Bids may be considered in any order or combination, and the low Bidder shall be determined on the basis of the sum of the base bid and any Alternate(s) accepted.

Subcontractors:
The Trade Contractor must identify all Subcontractors and Suppliers within 48 hours of the published date and time for which bids must be submitted, in accordance with Iowa Code Section 8A311, as amended by House File 646 in 2011. Subcontractors and suppliers may not be changed without the approval of the Owner. Requests for changing a Subcontractor or supplier must identify the reason for the proposed change, the name of the new Subcontractor or supplier, and the change in the subcontractor or supplier price as a result of the change. Any reduction in subcontractor or supplier price as a result of the change, if the change is approved by the Owner, shall be deducted from the Trade Contract Price via a deductive Change Order. Any such changes, if approved by the Owner, which result in an increase in the Trade Contract Price shall be borne by the Trade Contractor.

Enforcement of Reciprocal Resident Bidder Preference, per Iowa Code 73A.21.

All bidders shall either check the box next to “Resident Bidder” or check the box next to “Nonresident Bidder” and by doing so and signing thereafter certifies and attests to the same. All information requested must be provided. Seek out the advice of an attorney if you have questions.

“Resident Bidder” means a person or entity authorized to transact business in of the State of Iowa and having a place of business for transacting business within the State of Iowa at which it is conducting

and has conducted business for at least three years prior to the date of the first advertisement for the public improvement. Note, however, that if a nonresident bidder's state or foreign country has a more stringent definition of a resident bidder, the more stringent definition is applicable as to bidders from that state or foreign country.

☐ Resident Bidder

Name of Resident Bidder: _____

By: _____
Authorized Agent and Signatory of Resident Bidder

OR:

☐ Nonresident Bidder

Name of Nonresident Bidder: _____

Name of State or Foreign Country of Nonresident Bidder: _____

Particularly identify and describe any preference, labor preference, or any other type of preferential treatment, in effect in the nonresident bidder's state or foreign country at the time of this bid:
_____
_____
_____
_____

NOTICE: Nonresident Bidders domiciled in a state or country with a resident labor force preference shall make and keep, for a period of not less than three years, accurate records of all workers employed on the public improvement. The records shall include each worker's name, address, telephone number when available, social security number, trade classification, and the starting ending time of employment.

By: _____
Authorized Agent and Signatory of Nonresident Bidder

Bid Form shall be signed by an officer of the company with authority to bind in a contract.
Notice of acceptance of this bid, or request for additional information by the Department of Administrative Services, may be addressed to the undersigned at the address set forth below:

Legal Name of Firm: _____

Date: _____

Signature of Bidder: _____

Title: _____

Typed Name of Signatory: _____

Email: _____

Business Address:

_____
_____
_____

Telephone Number: _____ Fax Number: _____

Federal Tax Identification Number: _____

Iowa Contractor Registration Number: _____

Bidder Safety Manager Name:_____

For an out-of-state Bidder, Bidder certifies that the Resident Preference given by the State or Foreign Country of Bidder's residence, _____, is _____ %.

END OF SECTION

KCL
ENGINEERING

300 4th Street
West Des Moines, IA 50265
515.724.7938

State of Iowa Capital Complex
Grimes Office Building Lighting
Addendum #1
September 3, 2021

This addendum is issued to modify, clarify, or amend the original Project Drawings and Specifications and is hereby made part of the Contract Documents. The Contractor shall be responsible for incorporating items in this Addendum to the Work. The following shall take precedence over anything to the contrary in the Drawings or Specifications.

CONSULTING ENGINEERS

Mechanical
Electrical
Plumbing
Lighting
Technology

Electrical Drawings:

1. ED100, ED101, ED102, ED103 – Electrical Demolition Sheets
    a. **ADD** general demo note stating "EXISTING 1' X 4' FIXTURES ARE INSTALLED WITH CONDUIT END-TO-END BETWEEN FIXTURES. NEW CONDUIT WILL BE REQUIRED FOR LIGHTING TO PROVIDE NEW PATHWAYS FOR DESIGNED FIXTURE LAYOUT."

2. E100 - Electrical Lighting Basement
    a. **ADD** Lighting control zone for storage room G020, G022, G026.
    b. **ADD** Lighting control zone for Tunnel Vestibule G038 and south side of Storage G042.
    c. **ADD** control zone tags to Emergency light fixtures for dimming capabilities.
    d. **ADD** Emergency light fixtures in the conference rooms.
    e. **ADD** Emergency light fixtures on Inverter circuit #7.
    f. Refer to attached full size sheet E100.

3. E101 - Electrical Lighting First Floor
    a. **ADD** Emergency separators and relay descriptions to relay schedule for control of emergency light fixtures.
    b. **ADD** control zone tags to Emergency light fixtures for dimming capabilities.
    c. **ADD** "F1" light fixtures to bump out locations near exterior walls.
    d. **ADD** "F1" light fixtures in G106 Open Office.
    e. **REVISE** Emergency lighting in G142 Open Office.
    f. **ADD** circuiting of local unswitched lighting circuit to Lighting control panels to provide loss of power sense for emergency override capability.
    g. **ADD** keynote #7 for revision of lobby and vestibule lighting circuit breaker.
    h. Refer to attached full size sheet E101.

KCL
ENGINEERING

4. E102 - Electrical Lighting Second Floor
    a. **ADD** Emergency separators and relay descriptions to relay schedule for control of emergency light fixtures.
    b. **ADD** control zone tags to Emergency light fixtures for dimming capabilities.
    c. **ADD** circuiting of local unswitched lighting circuit to Lighting control panels to provide loss of power sense for emergency override capability.
    d. **REMOVE** (2) “F1” fixtures from storage room.
    e. Refer to attached full size sheet E102.

5. E103 - Electrical Lighting Third Floor and Penthouse
    a. **ADD** Emergency separators and relay descriptions to relay schedule for control of emergency light fixtures.
    b. **ADD** control zone tags to Emergency light fixtures for dimming capabilities.
    c. **ADD** circuiting of local unswitched lighting circuit to Lighting control panels to provide loss of power sense for emergency override capability.
    d. **ADD** (2) “F1” fixtures to Conference room G321.
    e. Refer to attached full size sheet E103.

6. E400 – Electrical Schedules
    a. **REVISE** Basis-of-Design lighting control model to be newer model.
    b. **REVISE** Inverter schedule to include emergency lighting for basement fixtures on circuit #7.
    c. **ADD** note for maximum width of lighting control panel to be 15”.
    d. **ADD** LIGHTING CONTROL DETAIL to define control intent.
    e. Refer to attached full size sheet E400.

End of Mechanical and Electrical Addendum.

LIGHTING GENERAL NOTES

A. COORDINATE LOCATION/INSTALLATION OF MECHANICAL AND ELECTRICAL WORK WITH NEW CEILINGS. NO ASPECT OF A SYSTEM INSTALLATION OR ITS ROUGH-IN SHALL COMMENCE UNTIL PROPER AND TIMELY COORDINATION WITH ALL TRADES ASSOCIATED WITH THE INSTALLATION HAS TRANSPIRED. ITEMS TO BE COORDINATED SHALL INCLUDE BUT NOT BE LIMITED TO: SHEET METAL, ALL PIPING SYSTEMS, LIGHT FIXTURES, CONDUITS, CABLE TRAYS, ETC. REFER TO ALL GENERAL, MECHANICAL, AND ELECTRICAL DRAWINGS AND SPECIFICATIONS FOR THIS PROJECT.

B. INSTALL #12 AWG STRANDED CONDUCTORS FOR BRANCH CIRCUITS.

C. LABEL EMERGENCY/NIGHT LIGHT FIXTURES WITH "EMERGENCY" AND CIRCUIT #. PROVIDE AS CLEAR LABEL WITH BLACK TEXT ON FLANGE OF FIXTURE.

KEYNOTES (#)

1. ALTERNATE #3: REPLACE EXISTING FLUORESCENT FIXTURES IN ROOM. REMOVE EXISTING FIXTURES AND CONDUCTORS BACK TO SOURCE. EXISTING CONDUIT CAN REMAIN IF DEEMED IN GOOD CONDITION AND REUSED FOR NEW CONDUCTORS. INSTALL NEW FIXTURES IN SAME LOCATION AS EXISTING FIXTURES WHEN TAGGED WITH "RN" ON DEMO AND "N" ON NEW PLANS. EXISTING LOCAL CONTROLS TO REMAIN.
2. CONNECT NEW EMERGENCY LIGHTING FIXTURES TO NEAREST 120V BRANCH CIRCUIT IN ROOM. COORDINATE FIXTURE INSTALLATION LOCATION WITH EXISTING PANELS, CLEARANCES, EQUIPMENT, ETC. FOR ACCESSIBLE LOCATION.
3. INSTALL NEW HOUSEKEEPING PAD FOR INVERTER. INVERTER SIZE TO MATCH DESCRIPTION IN SCHEDULE. INSTALL PATHWAYS FROM INVERTER TO ACCESSIBLE CEILING IN CORRIDORS TO ELECTRICAL ROOMS ON EACH FLOOR.
4. INSTALL 30A BREAKER IN PANEL LPB AT SPACE 24 TO PROVIDE POWER TO INVERTER. EXISTING PANEL IS A 277/480V EATON ROW-R-LINE C PANEL.
5. REMOVE EXISTING LIGHTING CONTROL PANEL IN ELECTRICAL ROOM AND REPLACE WITH NEW. REUSE CONDUIT, BACNET WIRING, AND LOCATION FOR NEW PANEL.

LIGHTING CONTROL RELAY SCHEDULE #0 (BASEMENT) - LCP0

RELAY #	ZONE TAG	POWER CIRCUIT		DESCRIPTION	LOCAL CONTROL	GLOBAL CONTROL	DIMMING
1	0a	EXISTING	277V	DOCK ENTRY	REUSE EXISTING	TIMECLOCK	N/A
2	0b	EXISTING	277V	DOCK	REUSE EXISTING	TIMECLOCK	N/A
3	0c	EXISTING	277V	MAIL ROOM	REUSE EXISTING	TIMECLOCK	N/A
4	0d	EXISTING	277V	ELECTRICAL ROOM	REUSE EXISTING	TIMECLOCK	N/A
5	0e	EXISTING	277V	NORTHEAST STORAGE	REUSE EXISTING	TIMECLOCK	N/A
6	0f	EXISTING	277V	NORTH AREAS	REUSE EXISTING	TIMECLOCK	N/A
7	0g	EXISTING	277V	NORTHWEST STORAGE	REUSE EXISTING	TIMECLOCK	N/A
8	0h	EXISTING	277V	SMALL CONFERENCE ROOM	REUSE EXISTING	TIMECLOCK	0-10V (ALT. #3)
9	0i	EXISTING	277V	CONFERENCE ROOM	REUSE EXISTING	TIMECLOCK	0-10V (ALT. #3)
10	0j	EXISTING	277V	BREAK ROOM	REUSE EXISTING	TIMECLOCK	0-10V (ALT. #3)
11	0k	EXISTING	277V	WEST CORRIDOR	REUSE EXISTING	TIMECLOCK	N/A
12	0l	EXISTING	277V	EAST CORRIDOR	REUSE EXISTING	TIMECLOCK	N/A
13*	0m	EXISTING	277V	SOUTH STORAGE	REUSE EXISTING	TIMECLOCK	N/A
14*	0n	EXISTING	277V	STORAGE	REUSE EXISTING	TIMECLOCK	N/A
EMERGENCY SEPERATOR							
15	0o	INV7	277V	SPARE			
16	0p	INV7	277V	CONFERENCE ROOM EMERGENCY	N/A	TIMECLOCK	0-10V (ALT. #3)

NOTES: REUSE EXISTING ZONES. VERIFY ZONE LOCATIONS WITH DESCRIPTIONS ABOVE. REUSE LOCAL CONTROLS FOR BASEMENT SPACES. FOR ALTERNATE #3: REPLACE BRANCH CIRCUITS AND HOMERUN WITH NEW CONDUCTORS AND 0-10V WIRING. PANEL TO BE REPLACED AS PART OF BASE BID.

EMERGENCY FIXTURES TO BE TURNED ON TO 100% OUTPUT VIA 0-10V AFTER HOURS AND UPON LOSS OF POWER. PROVIDE LOCAL LIGHTING UNSWITCHED CIRCUIT TO SENSE LOSS OF POWER TO TURN ON EMERGENCY FIXTURES TO 100% OUTPUT.

*ZONE 0m AND 0n IS A NEW ZONE. REUSE ONE EXISTING CIRCUIT FOR SOUTH STORAGE ROOMS AND CONTROL ON NEW ZONE. REUSE EXISTIG LOCAL CONTROLS.

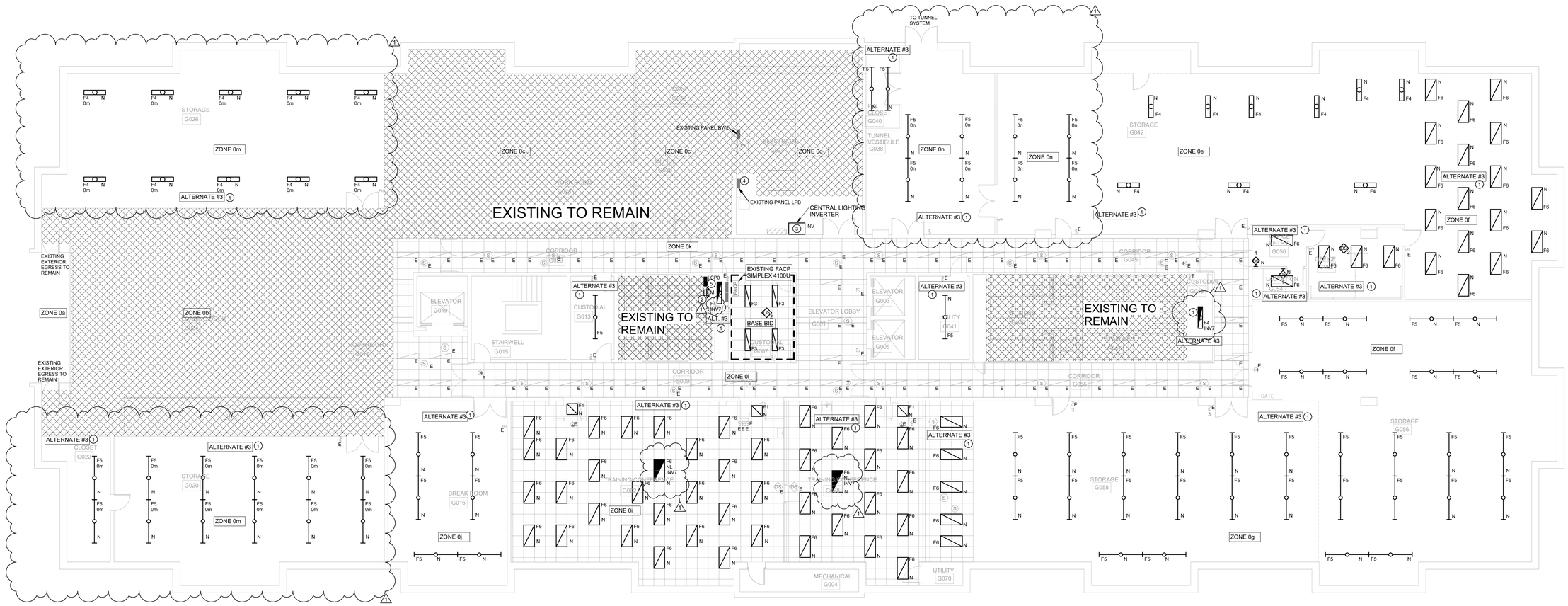

NORTH

1 BASEMENT LIGHTING
1/8" = 1'-0"

KCL ENGINEERING
300 4th Street,
West Des Moines,
Iowa 50265

info@kclengineering.com
Phone: 515.724.7938

STATE OF IOWA CAPITOL COMPLEX GRIMES OFFICE BUILDING LIGHTING REPLACEMENT
400 EAST 14TH STREET, DES MOINES

Project No: 21127

Date: 08/26/2021

100% CONSTRUCTION DOCUMENT

#	Revision	Date
1	Addendum #1	09.03.2021

Drawing Name:
ELECTRICAL LIGHTING BASEMENT

Drawing #:
E100

Plot Date & Time: 9/3/2021 11:40:05 AM

© KCL Engineering L.L.C. These documents have been prepared specifically for this project, they are not suitable for use on other projects or in other locations without the expressed written approval and participation of KCL Engineering L.L.C. A limited license is granted to the owner/contractor to reproduce these documents or portions thereof, but only for use in connection with this project.
Unauthorized reproduction is prohibited.

KCL ENGINEERING
300 4th Street,
West Des Moines,
Iowa 50265

info@kclengineering.com
Phone: 515.724.7938

STATE OF IOWA CAPITOL COMPLEX GRIMES OFFICE BUILDING LIGHTING REPLACEMENT

400 EAST 14TH STREET, DES MOINES

LIGHTING GENERAL NOTES

A. COORDINATE LOCATION/INSTALLATION OF MECHANICAL AND ELECTRICAL WORK WITH NEW CEILINGS. NO ASPECT OF A SYSTEM INSTALLATION OR ITS ROUGH-IN SHALL COMMENCE UNTIL PROPER AND TIMELY COORDINATION WITH ALL TRADES ASSOCIATED WITH THE INSTALLATION HAS TRANSPIRED. ITEMS TO BE COORDINATED SHALL INCLUDE BUT NOT BE LIMITED TO: SHEET METAL, ALL PIPING SYSTEMS, LIGHT FIXTURES, CONDUITS, CABLE TRAYS, ETC. REFER TO ALL GENERAL, MECHANICAL, AND ELECTRICAL DRAWINGS AND SPECIFICATIONS FOR THIS PROJECT.

B. INSTALL #12 AWG STRANDED CONDUCTORS FOR BRANCH CIRCUITS.

C. LABEL EMERGENCY/NIGHT LIGHT FIXTURES WITH "EMERGENCY" AND CIRCUIT #. PROVIDE AS CLEAR LABEL WITH BLACK TEXT ON FLANGE OF FIXTURE.

KEYNOTES (#)

1. INSTALL EXTERIOR EGRESS LIGHTING ON MULLION ABOVE DOOR. SURFACE MOUNT RACEWAY HORIZONTALLY ON INTERIOR MULLION FOR PATHWAY TO ADJACENT ACCESSIBLE CEILING. PAINT RACEWAY TO MATCH MULLION COLOR. INTERCEPT ADJACENT INTERIOR LIGHTING "HOT" CIRCUIT WITH REMOTE POWER SUPPLY. INSTALL POWER SUPPLY IN ELECTRICAL ROOM G117 OR G157 TO INTERCEPT LOCAL CIRCUIT. INSTALL CONDUIT AND CONDUCTORS AS REQUIRED BY MANUFACTURER FROM FIXTURE TO POWER SUPPLY. INSTALL GASKETING AND CAULK AT FIXTURE TO MINIMIZE WATER INFILTRATION.
2. ALTERNATE #2: IN LOBBY G101, G103, AND G105 REMOVE HOMERUN AND CONDUCTORS BACK TO SOURCE. EXISTING CONDUIT CAN REMAIN IF DEEMED IN GOOD CONDITION AND REUSED FOR NEW CONDUCTORS. REMOVE EXISTING LAMP AND TURN OVER TO OWNER. REMOVE REFLECTOR. INSTALL NEW RETROFIT LAMP/REFLECTOR IN EXISTING CAN.
3. ALTERNATE #1: REMOVE EXISTING FIXTURES AND REPLACE WITH NEW. REUSE AND EXTEND EXISTING CONDUIT AND CONDUCTORS AS NECESSARY FOR NEW FIXTURES.
4. CONNECT NEW EMERGENCY LIGHTING FIXTURES TO NEAREST 120V BRANCH CIRCUIT IN ROOM. COORDINATE FIXTURE INSTALLATION LOCATION WITH EXISTING PANELS, CLEARANCES, EQUIPMENT, ETC. FOR ACCESSIBLE LOCATION.
5. INSTALL NEW SWITCH IN EXISTING WALL. FISH WALL AND INSTALL RECESSED BOX FOR A FLUSH INSTALLATION.
6. INSTALL LIGHTING CONTROL PANEL OVERRIDE SWITCHES IN EXISTING JUNCTION BOX ENCLOSURE. REMOVE EXISTING SWITCHES IN LOCATION AND INSTALL SWITCH TO MATCH ZONES SHOWN ON PLAN. OVERRIDE SWITCHES/BUTTONS PROVIDED PER ZONE AND WILL PROVIDE 2-HOUR OVERRIDE CAPABILITY. CONTRACTOR TO PROVIDE MAP ON INTERIOR OF ENCLOSURE FOR EASE OF USE. COORDINATE BUTTON ENGRAVING AND MAP WITH OWNER. PROVIDE CUSTOM COVERPLATE TO FIT NEW SWITCH(ES) INSTALLED IN ENCLOSURE.
7. EXISTING BREAKER FOR LOBBY LIGHTING IS IN SPACE 38, 40, 42 OF PANEL N1B. REPLACE BREAKER WITH (3) NEW 120V 1P BREAKER. USE BREAKER #38 TO SUPPLY POWER TO RELAYS FOR LOBBY AND VESTIBULE LIGHTING. REMOVE EXISTING CONTACTOR AND RELATED CONDUIT USED FOR LOBBY LIGHTING CONTROLS IN ROOM. INSTALL NEW CONDUIT TO INTERCEPT EXISTING CONDUIT TO LOBBY SPACE.

LIGHTING CONTROL RELAY SCHEDULE #1 (FIRST FLOOR SOUTH) - LCP1S

RELAY #	ZONE TAG	POWER CIRCUIT		DESCRIPTION	LOCAL CONTROL	GLOBAL CONTROL	DIMMING
1	1a	LA-1-5	277V	SOUTHWEST OPEN OFFICE	N/A	TIMECLOCK	0-10V
2	1b	LA-1-5	277V	SOUTH MIDDLE OPEN OFFICE	N/A	TIMECLOCK	0-10V
3	1c	LA-1-6	277V	WEST OPEN OFFICE	ON/OFF WITH OCCUPANCY SENSORS	TIMECLOCK	0-10V
4	1d	LA-1-6	277V	SOUTH CORRIDORS	N/A	TIMECLOCK	0-10V
5	1e	LA-1-7	277V	EAST OFFICE	N/A	TIMECLOCK	0-10V
6	1f	LA-1-7	277V	SOUTHEAST OPEN OFFICE	N/A	TIMECLOCK	0-10V
7	1g	LA-1-7	277V	STORAGE	ON/OFF WITH OCCUPANCY SENSORS	TIMECLOCK	0-10V
8	1h	LA-1-7	277V	ENCLOSED OFFICES AND SPACES	ON/OFF WITH OCCUPANCY SENSORS	TIMECLOCK	0-10V
9	1i	LA-1-9	277V	SPARE			
10	1j	LA-1-9	277V	SPARE			
11	1k	LA-1-11	277V	SPARE			
12	1l	LA-1-11	277V	SPARE			
13	1m	INV1	277V	SOUTHWEST OFFICE EMERGENCY	N/A	TIMECLOCK	0-10V
14	1n	INV1	277V	SOUTHEAST OFFICE EMERGENCY	N/A	TIMECLOCK	0-10V
15	1o	INV1	277V	G106 OFFICE EMERGENCY	N/A	TIMECLOCK	0-10V
16	1p	INV1	277V	G142 OFFICE EMERGENCY	N/A	TIMECLOCK	0-10V

EMERGENCY SEPERATOR

NOTES: TRACE 277V CIRCUITS FOR PANEL LA-1 TO VERIFY EXISTING CIRCUITS SHOWN ON THIS SCHEDULE ARE UTILIZED ONLY FOR EXISTING LIGHTING CIRCUITS. COORDINATE CIRCUITS AND USE WITH ENGINEER UPON FINDINGS.

EMERGENCY FIXTURES TO BE TURNED ON TO 100% OUTPUT VIA 0-10V AFTER HOURS AND UPON LOSS OF POWER. PROVIDE LOCAL LIGHTING UNSWITCHED CIRCUIT TO SENSE LOSS OF POWER TO TURN ON EMERGENCY FIXTURES TO 100% OUTPUT.

LIGHTING CONTROL RELAY SCHEDULE #2 (FIRST FLOOR NORTH) - LCP1N

RELAY #	ZONE TAG	POWER CIRCUIT		DESCRIPTION	LOCAL CONTROL	GLOBAL CONTROL	DIMMING
1	1q	LB-1-5	277V	ICN FRONT ROW	PUSH BUTTON DIMMING	TIMECLOCK	0-10V
2	1r	LB-1-5	277V	ICN BACK ROW	PUSH BUTTON DIMMING	TIMECLOCK	0-10V
3	1s	LB-1-5	277V	ENCLOSED OFFICES AND SPACES	ON/OFF WITH OCCUPANCY SENSORS	TIMECLOCK	0-10V
4	1t	LB-1-5	277V	WEST OPEN OFFICE	ON/OFF WITH OCCUPANCY SENSORS	TIMECLOCK	0-10V
5	1u	LB-1-7	277V	NORTH CORRIDOR	N/A	TIMECLOCK	0-10V
6	1v	LB-1-7	277V	NORTHWEST OPEN OFFICE	N/A	TIMECLOCK	0-10V
7	1w	LB-1-7	277V	NORTHEAST OPEN OFFICE	N/A	TIMECLOCK	0-10V
8	1x	LB-1-9	277V	NORTHEAST CONFERENCE ROOM	ON/OFF WITH OCCUPANCY SENSORS	TIMECLOCK	0-10V
9	1y	LB-1-9	277V	EAST OPEN OFFICE	N/A	TIMECLOCK	0-10V
10	1z	LB-1-9	277V	NORTH ENCLOSED OFFICE	ON/OFF WITH OCCUPANCY SENSORS	TIMECLOCK	0-10V
11	1aa	INV2	277V	NORTHWEST OFFICE EMERGENCY	N/A	TIMECLOCK	0-10V
12	1bb	INV2	277V	NORTHEAST OFFICE EMERGENCY	N/A	TIMECLOCK	0-10V
13	1cc	INV2	277V	CORRIDOR EMERGENCY	N/A	TIMECLOCK	0-10V
14	1dd	INV8	120V	ENTRY EMERGENCY	N/A	TIMECLOCK	0-10V
15	1ee	N1B-38	120V	LOBBY (ALTERNATE #2)	NONE	TIMECLOCK	0-10V
16	1ff	N1B-38	120V	VESTIBULES (ALTERNATE #2)	NONE	TIMECLOCK	0-10V

EMERGENCY SEPERATOR

EMERGENCY SEPERATOR

VOLTAGE SEPERATOR

NOTES: TRACE 277V CIRCUITS FOR PANEL LB-1 AND 120V CIRCUITS FOR N1B TO VERIFY EXISTING CIRCUITS SHOWN ON THIS SCHEDULE ARE UTILIZED ONLY FOR EXISTING LIGHTING CIRCUITS. COORDINATE CIRCUITS AND USE WITH ENGINEER UPON FINDINGS.

EMERGENCY FIXTURES TO BE TURNED ON TO 100% OUTPUT VIA 0-10V AFTER HOURS AND UPON LOSS OF POWER. PROVIDE LOCAL LIGHTING UNSWITCHED CIRCUIT TO SENSE LOSS OF POWER TO TURN ON EMERGENCY FIXTURES TO 100% OUTPUT.

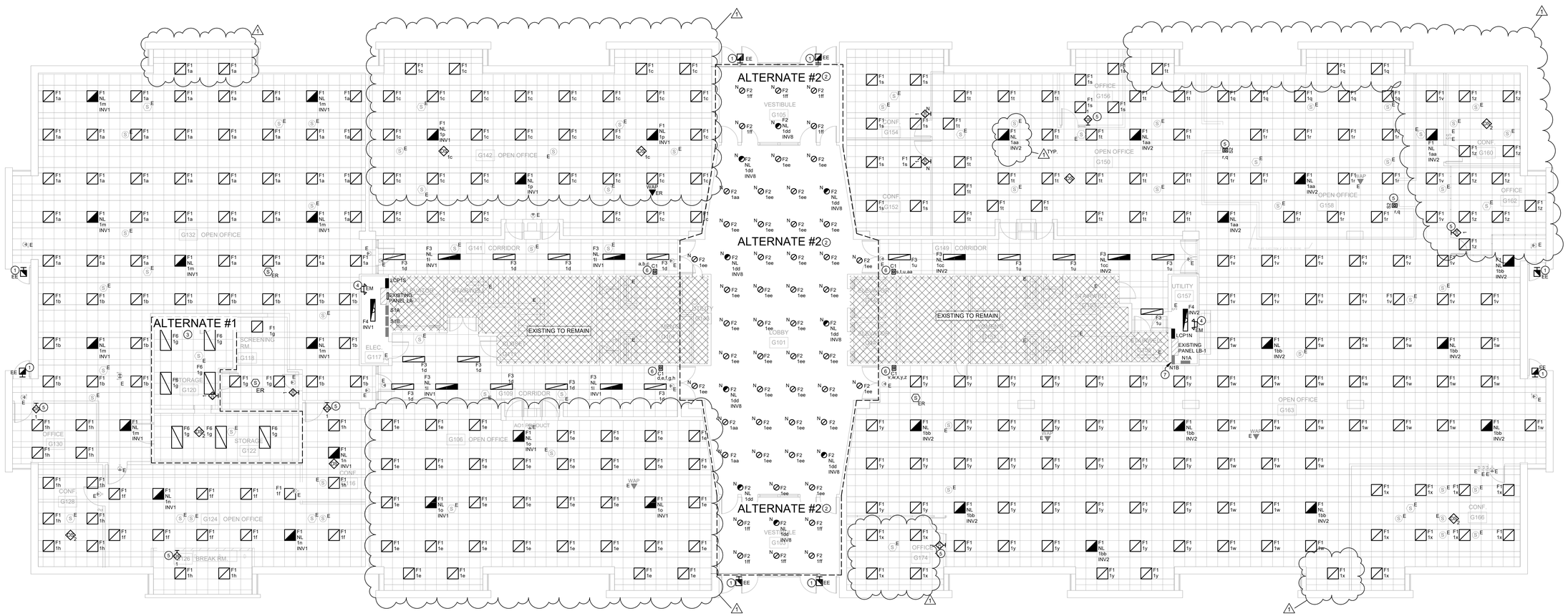

NORTH

1 FIRST FLOOR LIGHTING
1/8" = 1'-0"

Project No:	21127
Date:	08/26/2021

100% CONSTRUCTION DOCUMENT

#	Revision	Date
1	Addendum #1	09.03.2021

Drawing Name:
ELECTRICAL LIGHTING FIRST FLOOR

Drawing #:
E101

Plot Date & Time: 9/3/2021 11:40:05 AM

© KCL Engineering L.L.C. These documents have been prepared specifically for this project, they are not suitable for use on other projects or in other locations without the expressed written approval and participation of KCL Engineering L.L.C. A limited license is granted to the owner/contractor to reproduce these documents or portions thereof, but only for use in connection with this project.
Unauthorized reproduction is prohibited.

KCL ENGINEERING
300 4th Street,
West Des Moines,
Iowa 50265

info@kclengineering.com
Phone: 515.724.7938

STATE OF IOWA CAPITOL COMPLEX GRIMES OFFICE BUILDING LIGHTING REPLACEMENT

400 EAST 14TH STREET, DES MOINES

LIGHTING GENERAL NOTES

A. COORDINATE LOCATION/INSTALLATION OF MECHANICAL AND ELECTRICAL WORK WITH NEW CEILINGS. NO ASPECT OF A SYSTEM INSTALLATION OR ITS ROUGH-IN SHALL COMMENCE UNTIL PROPER AND TIMELY COORDINATION WITH ALL TRADES ASSOCIATED WITH THE INSTALLATION HAS TRANSPIRED. ITEMS TO BE COORDINATED SHALL INCLUDE BUT NOT BE LIMITED TO: SHEET METAL, ALL PIPING SYSTEMS, LIGHT FIXTURES, CONDUITS, CABLE TRAYS, ETC. REFER TO ALL GENERAL, MECHANICAL, AND ELECTRICAL DRAWINGS AND SPECIFICATIONS FOR THIS PROJECT.

B. INSTALL #12 AWG STRANDED CONDUCTORS FOR BRANCH CIRCUITS.

C. LABEL EMERGENCY/NIGHT LIGHT FIXTURES WITH "EMERGENCY" AND CIRCUIT #. PROVIDE AS CLEAR LABEL WITH BLACK TEXT ON FLANGE OF FIXTURE.

KEYNOTES (#)

1 ALTERNATE #1: REPLACE EXISTING 2' X 2' LIGHTING FIXTURES IN SPACE WITH NEW. EXISTING CONDUIT, CONDUCTORS, AND CONTROLS ARE TO BE REUSED IN SPACE.

2 CONNECT NEW EMERGENCY LIGHTING FIXTURES TO NEAREST 120V BRANCH CIRCUIT IN ROOM. COORDINATE FIXTURE INSTALLATION LOCATION WITH EXISTING PANELS, CLEARANCES, EQUIPMENT, ETC. FOR ACCESSIBLE LOCATION.

3 INSTALL NEW SWITCH IN EXISTING WALL. FISH WALL AND INSTALL RECESSED BOX FOR A FLUSH INSTALLATION.

4 INSTALL LIGHTING CONTROL PANEL OVERRIDE SWITCHES IN EXISTING JUNCTION BOX ENCLOSURE. REMOVE EXISTING SWITCHES IN LOCATION AND INSTALL SWITCH TO MATCH ZONES SHOWN ON PLAN. OVERRIDE SWITCHES/BUTTONS PROVIDED PER ZONE AND WILL PROVIDE 2-HOUR OVERRIDE CAPABILITY. CONTRACTOR TO PROVIDE MAP ON INTERIOR OF ENCLOSURE FOR EASE OF USE. COORDINATE BUTTON ENGRAVING AND MAP WITH OWNER. PROVIDE CUSTOM COVERPLATE TO FIT NEW SWITCH(ES) INSTALLED IN ENCLOSURE.

LIGHTING CONTROL RELAY SCHEDULE #3 (SECOND FLOOR SOUTH) - LCP2S

RELAY #	ZONE TAG	POWER CIRCUIT		DESCRIPTION	LOCAL CONTROL	GLOBAL CONTROL	DIMMING
1	2a	LA-2-5	277V	SOUTH CORRIDORS	N/A	TIMECLOCK	0-10V
2	2b	LA-2-5	277V	SOUTHWEST CONFERENCE ROOM	ON/OFF WITH OCCUPANCY SENSORS	TIMECLOCK	0-10V
3	2c	LA-2-5	277V	WEST OPEN OFFICE	N/A	TIMECLOCK	0-10V
4	2d	LA-2-7	277V	SOUTHWEST ENCLOSED SPACES	ON/OFF WITH OCCUPANCY SENSORS	TIMECLOCK	0-10V
5	2e	LA-2-7	277V	SOUTHWEST OPEN OFFICE	N/A	TIMECLOCK	0-10V
6	2f	LA-2-9	277V	SOUTHEAST OPEN OFFICE	N/A	TIMECLOCK	0-10V
7	2g	LA-2-9	277V	SOUTHEAST ENCLOSED SPACES	ON/OFF WITH OCCUPANCY SENSORS	TIMECLOCK	0-10V
8	2h	LA-2-11	277V	EAST OPEN OFFICE	N/A	TIMECLOCK	0-10V
9	2i	LA-2-11	277V	SPARE			
10	2j	LA-2-11	277V	SPARE			
11	2k	LA-2-13	277V	SPARE			
12	2l	LA-2-13	277V	SPARE			
13	2m	INV3	277V	OPEN OFFICE SOUTHWEST EMERGENCY	N/A	TIMECLOCK	0-10V
14	2n	INV3	277V	OPEN OFFICE SOUTHEAST EMERGENCY	N/A	TIMECLOCK	0-10V
15	2o	INV3	277V	CORRIDOR EMERGENCY	N/A	TIMECLOCK	0-10V
16	2p	INV3	277V	OPEN OFFICE EAST EMERGENCY			

NOTES: TRACE 277V CIRCUITS FOR PANEL LA-2 TO VERIFY EXISTING CIRCUITS SHOWN ON THIS SCHEDULE ARE UTILIZED ONLY FOR EXISTING LIGHTING CIRCUITS. COORDINATE CIRCUITS AND USE WITH ENGINEER UPON FINDINGS.

EMERGENCY FIXTURES TO BE TURNED ON TO 100% OUTPUT VIA 0-10V AFTER HOURS AND UPON LOSS OF POWER. PROVIDE LOCAL LIGHTING UNSWITCHED CIRCUIT TO SENSE LOSS OF POWER TO TURN ON EMERGENCY FIXTURES TO 100% OUTPUT.

EMERGENCY SEPERATOR

LIGHTING CONTROL RELAY SCHEDULE #4 (SECOND FLOOR NORTH) - LCP2N

RELAY #	ZONE TAG	POWER CIRCUIT		DESCRIPTION	LOCAL CONTROL	GLOBAL CONTROL	DIMMING
1	2q	LB-2-5	277V	NORTH CORRIDORS	N/A	TIMECLOCK	0-10V
2	2r	LB-2-5	277V	WEST CENTER OPEN OFFICE	N/A	TIMECLOCK	0-10V
3	2s	LB-2-5	277V	WEST ENCLOSED OFFICES	ON/OFF WITH OCCUPANCY SENSORS	TIMECLOCK	0-10V
4	2t	LB-2-7	277V	WEST OPEN OFFICE	N/A	TIMECLOCK	0-10V
5	2u	LB-2-7	277V	NORTHWEST OPEN OFFICE	N/A	TIMECLOCK	0-10V
6	2v	LB-2-9	277V	NORTH ENCLOSED SPACES	ON/OFF WITH OCCUPANCY SENSORS	TIMECLOCK	0-10V
7	2w	LB-2-9	277V	NORTHEAST OPEN OFFICE	N/A	TIMECLOCK	0-10V
8	2x	LB-2-11	277V	EAST OPEN OFFICE	N/A	TIMECLOCK	0-10V
9	2y	LB-2-5	277V	ELEVATOR LOBBY	N/A	TIMECLOCK	0-10V
10	2z	LB-2-11	277V	SPARE			
11	2aa	LB-2-13	277V	SPARE			
12	2bb	LB-2-11	277V	EAST CONFERENCE ROOM (ALTERNATE #1)	WALL SWITCH	NONE	0-10V
13	2cc	INV4	277V	CORRIDOR EMERGENCY	N/A	TIMECLOCK	0-10V
14	2dd	INV4	277V	OPEN OFFICE NORTHWEST EMERGENCY	N/A	TIMECLOCK	0-10V
15	2ee	INV4	277V	OPEN OFFICE NORTHEAST EMERGENCY	N/A	TIMECLOCK	0-10V
16	2ff	INV4	277V	OPEN OFFICE G234 EMERGENCY	N/A	TIMECLOCK	0-10V

NOTES: TRACE 277V CIRCUITS FOR PANEL LB-2 TO VERIFY EXISTING CIRCUITS SHOWN ON THIS SCHEDULE ARE UTILIZED ONLY FOR EXISTING LIGHTING CIRCUITS. COORDINATE CIRCUITS AND USE WITH ENGINEER UPON FINDINGS.

EMERGENCY FIXTURES TO BE TURNED ON TO 100% OUTPUT VIA 0-10V AFTER HOURS AND UPON LOSS OF POWER. PROVIDE LOCAL LIGHTING UNSWITCHED CIRCUIT TO SENSE LOSS OF POWER TO TURN ON EMERGENCY FIXTURES TO 100% OUTPUT.

EMERGENCY SEPERATOR

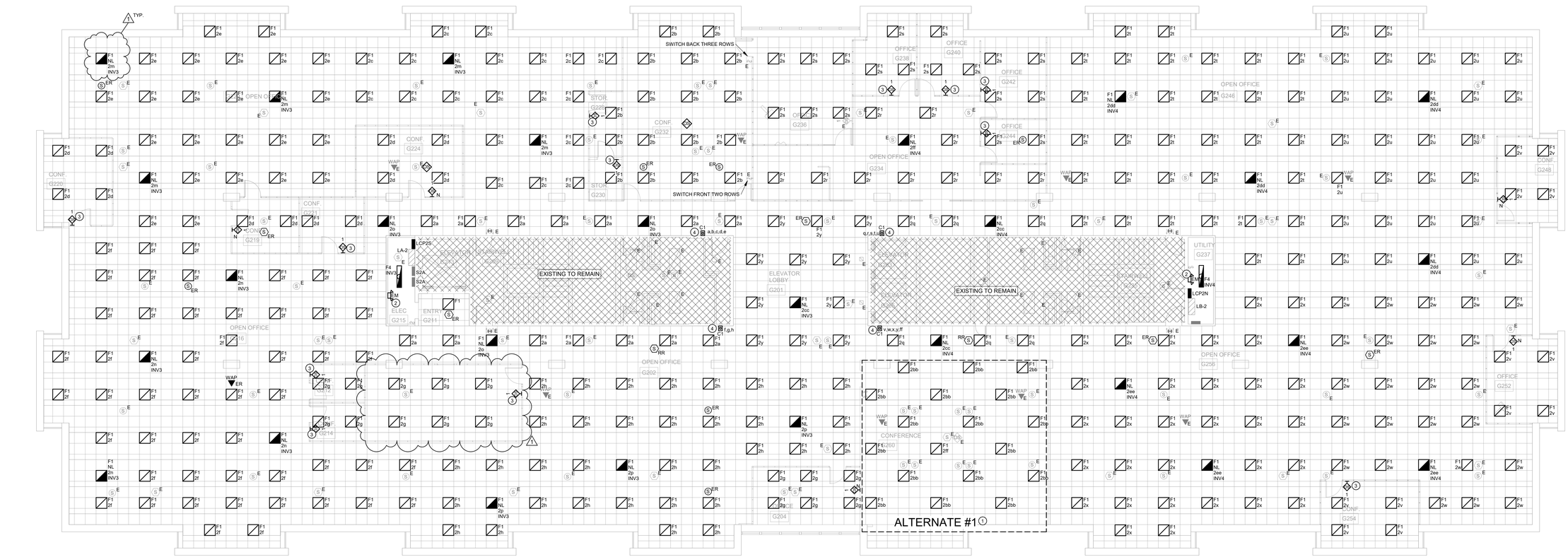

NORTH

(1) SECOND FLOOR LIGHTING
1/8" = 1'-0"

Project No:	21127
Date:	08/26/2021

100% CONSTRUCTION DOCUMENT

#	Revision	Date
1	Addendum #1	09.03.2021

Drawing Name:
ELECTRICAL LIGHTING SECOND FLOOR

Drawing #:
E102

Plot Date & Time: 9/3/2021 11:45:09 AM

© KCL Engineering L.L.C. These documents have been prepared specifically for this project, they are not suitable for use on other projects or in other locations without the expressed written approval and participation of KCL Engineering L.L.C. A limited license is granted to the owner/contractor to reproduce these documents or portions thereof, but only for use in connection with this project.
Unauthorized reproduction is prohibited.

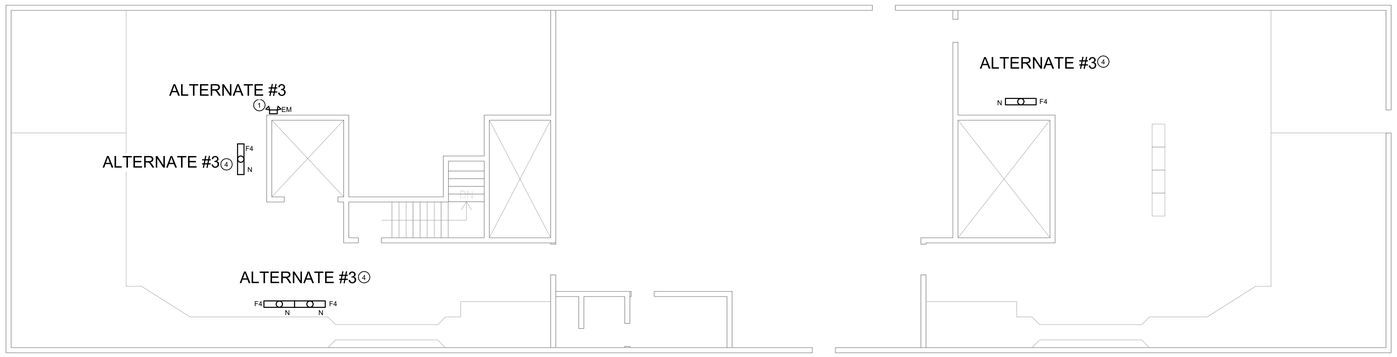

2 ALTERNATE #03
1/8" = 1'-0"

LIGHTING CONTROL RELAY SCHEDULE #5 (THIRD FLOOR SOUTH) - LCP3S							
RELAY #	ZONE TAG	POWER CIRCUIT		DESCRIPTION	LOCAL CONTROL	GLOBAL CONTROL	DIMMING
1	3a	LA-3-5	277V	WEST OPEN OFFICE	N/A	TIMECLOCK	0-10V
2	3b	LA-3-7	277V	SOUTHWEST OPEN OFFICE	N/A	TIMECLOCK	0-10V
3	3c	LA-3-7	277V	SOUTH ENCLOSED SPACES	ON/OFF WITH OCCUPANCY SENSORS	TIMECLOCK	0-10V
4	3d	LA-3-9	277V	SOUTHWEST OPEN OFFICE	N/A	TIMECLOCK	0-10V
5	3e	LA-3-11	277V	EAST OPEN OFFICE	N/A	TIMECLOCK	0-10V
6	3f	LA-3-13	277V	SPARE			
7	3g	LA-3-13	277V	SPARE			
8	3h	LA-3-13	277V	SPARE			
9	3i	LA-3-13	277V	SPARE			
10	3j	LA-3-13	277V	SPARE			
11	3k	LA-3-13	277V	SPARE			
12	3l	LA-3-15	277V	SPARE			
13	3m	INV5	277V	WEST OPEN OFFICE EMERGENCY	N/A	TIMECLOCK	0-10V
14	3n	INV5	277V	SOUTHWEST OPEN OFFICE EMERGENCY	N/A	TIMECLOCK	0-10V
15	3o	INV5	277V	SOUTHWEST OPEN OFFICE EMERGENCY	N/A	TIMECLOCK	0-10V
16	3p	INV5	277V	EAST OPEN OFFICE EMERGENCY	N/A	TIMECLOCK	0-10V

EMERGENCY SEPERATOR

NOTES: TRACE 277V CIRCUITS FOR PANEL LA-3 TO VERIFY EXISTING CIRCUITS SHOWN ON THIS SCHEDULE ARE UTILIZED ONLY FOR EXISTING LIGHTING CIRCUITS. COORDINATE CIRCUITS AND USE WITH ENGINEER UPON FINDINGS.

EMERGENCY FIXTURES TO BE TURNED ON TO 100% OUTPUT VIA 0-10V AFTER HOURS AND UPON LOSS OF POWER. PROVIDE LOCAL LIGHTING UNSWITCHED CIRCUIT TO SENSE LOSS OF POWER TO TURN ON EMERGENCY FIXTURES TO 100% OUTPUT.

LIGHTING CONTROL RELAY SCHEDULE #6 (THIRD FLOOR NORTH) - LCP3N							
RELAY #	ZONE TAG	POWER CIRCUIT		DESCRIPTION	LOCAL CONTROL	GLOBAL CONTROL	DIMMING
1	3q	LB-3-5	277V	WEST OPEN OFFICE	N/A	TIMECLOCK	0-10V
2	3r	LB-3-7	277V	NORTHWEST OPEN OFFICE	N/A	TIMECLOCK	0-10V
3	3s	LB-3-7	277V	NORTH ENCLOSED SPACES	ON/OFF WITH OCCUPANCY SENSORS	TIMECLOCK	0-10V
4	3t	LB-3-9	277V	NORTHEAST OPEN OFFICE	N/A	TIMECLOCK	0-10V
5	3u	LB-3-11	277V	EAST OPEN OFFICE	N/A	TIMECLOCK	0-10V
6	3v	LB-3-11	277V	EAST ENCLOSED OFFICE	ON/OFF WITH OCCUPANCY SENSORS	TIMECLOCK	0-10V
7	3w	LB-3-5	277V	WEST CONFERENCE ROOM	ON/OFF WITH OCCUPANCY SENSORS	TIMECLOCK	0-10V
8	3x	LB-3-5	277V	ELEVATOR LOBBY	N/A	TIMECLOCK	0-10V
9	3y	LB-3-13	277V	SPARE			
10	3z	LB-3-13	277V	SPARE			
11	3aa	LB-3-13	277V	SPARE			
12	3bb	LB-3-13	277V	SPARE			
13	3cc	INV6	277V	WEST OPEN OFFICE	N/A	TIMECLOCK	0-10V
14	3dd	INV6	277V	NORTHWEST OPEN OFFICE	N/A	TIMECLOCK	0-10V
15	3ee	INV6	277V	NORTHEAST OPEN OFFICE	N/A	TIMECLOCK	0-10V
16	3ff	INV6	277V	EAST OPEN OFFICE	N/A	TIMECLOCK	0-10V

EMERGENCY SEPERATOR

NOTES: TRACE 277V CIRCUITS FOR PANEL LB-3 TO VERIFY EXISTING CIRCUITS SHOWN ON THIS SCHEDULE ARE UTILIZED ONLY FOR EXISTING LIGHTING CIRCUITS. COORDINATE CIRCUITS AND USE WITH ENGINEER UPON FINDINGS.

EMERGENCY FIXTURES TO BE TURNED ON TO 100% OUTPUT VIA 0-10V AFTER HOURS AND UPON LOSS OF POWER. PROVIDE LOCAL LIGHTING UNSWITCHED CIRCUIT TO SENSE LOSS OF POWER TO TURN ON EMERGENCY FIXTURES TO 100% OUTPUT.

1

LIGHTING GENERAL NOTES

A. COORDINATE LOCATION/INSTALLATION OF MECHANICAL AND ELECTRICAL WORK WITH NEW CEILINGS. NO ASPECT OF A SYSTEM INSTALLATION OR ITS ROUGH-IN SHALL COMMENCE UNTIL PROPER AND TIMELY COORDINATION WITH ALL TRADES ASSOCIATED WITH THE INSTALLATION HAS TRANSPIRED. ITEMS TO BE COORDINATED SHALL INCLUDE BUT NOT BE LIMITED TO: SHEET METAL, ALL PIPING SYSTEMS, LIGHT FIXTURES, CONDUITS, CABLE TRAYS, ETC. REFER TO ALL GENERAL, MECHANICAL, AND ELECTRICAL DRAWINGS AND SPECIFICATIONS FOR THIS PROJECT.

B. INSTALL #12 AWG STRANDED CONDUCTORS FOR BRANCH CIRCUITS.

C. LABEL EMERGENCY/NIGHT LIGHT FIXTURES WITH "EMERGENCY" AND CIRCUIT #. PROVIDE AS CLEAR LABEL WITH BLACK TEXT ON FLANGE OF FIXTURE.

KEYNOTES (#)

1 CONNECT NEW EMERGENCY LIGHTING FIXTURES TO NEAREST 120V BRANCH CIRCUIT IN ROOM. COORDINATE FIXTURE INSTALLATION LOCATION WITH EXISTING PANELS, CLEARANCES, EQUIPMENT, ETC. FOR ACCESSIBLE LOCATION.

2 INSTALL LIGHTING CONTROL PANEL OVERRIDE SWITCHES IN EXISTING JUNCTION BOX ENCLOSURE. REMOVE EXISTING SWITCHES IN LOCATION AND INSTALL SWITCH TO MATCH ZONES SHOWN ON PLAN. OVERRIDE SWITCHES/BUTTONS PROVIDED PER ZONE AND WILL PROVIDE 2-HOUR OVERRIDE CAPABILITY. CONTRACTOR TO PROVIDE MAP ON INTERIOR OF ENCLOSURE FOR EASE OF USE. COORDINATE BUTTON ENGRAVING AND MAP WITH OWNER. PROVIDE CUSTOM COVERPLATE TO FIT NEW SWITCH(ES) INSTALLED IN ENCLOSURE.

3 INSTALL NEW SWITCH IN EXISTING WALL. FISH WALL AND INSTALL RECESSED BOX FOR A FLUSH INSTALLATION.

4 ALTERNATE #3: REPLACE EXISTING FLUORESCENT FIXTURES IN ROOM. REMOVE EXISTING FIXTURES AND CONDUCTORS BACK TO SOURCE. EXISTING CONDUIT CAN REMAIN IF DEEMED IN GOOD CONDITION AND REUSED FOR NEW CONDUCTORS. INSTALL NEW FIXTURES IN SAME LOCATION AS EXISTING FIXTURES WHEN TAGGED WITH "RN" ON DEMO AND "N" ON NEW PLANS. EXISTING LOCAL CONTROLS TO REMAIN.

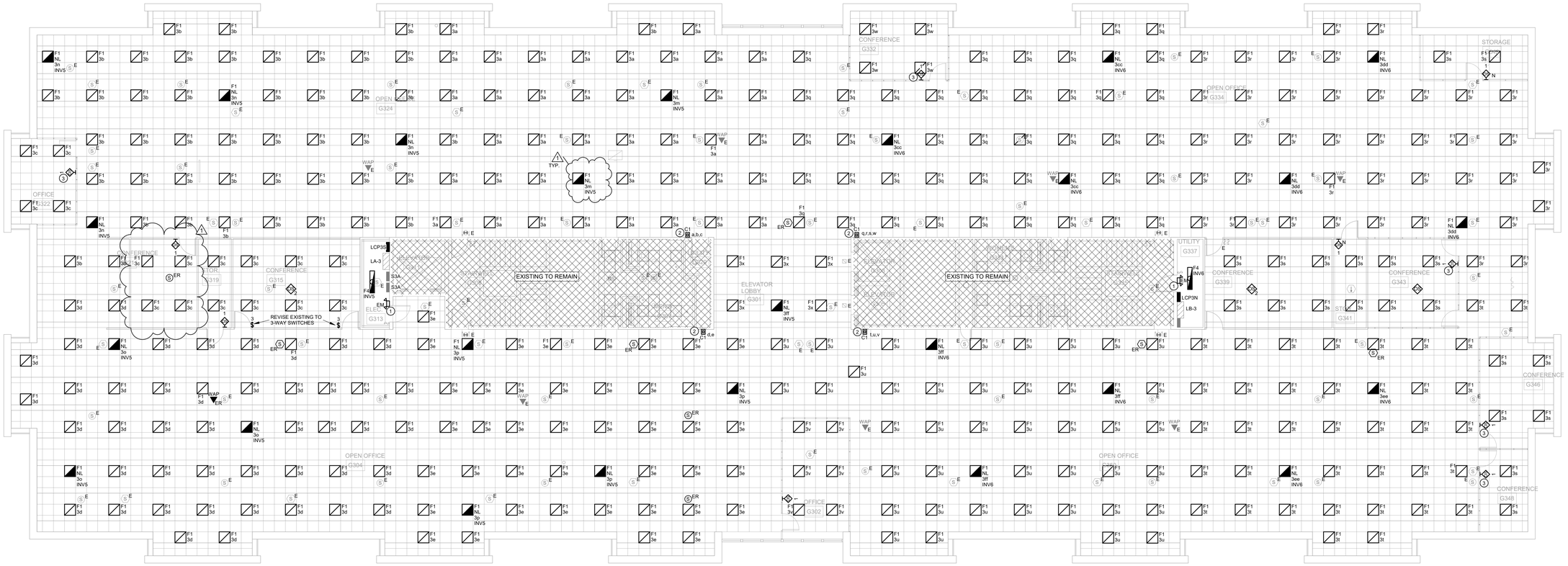

NORTH

1 THIRD FLOOR LIGHTING
1/8" = 1'-0"

KCL ENGINEERING
300 4th Street,
West Des Moines,
Iowa 50265

info@kclengineering.com
Phone: 515.724.7938

STATE OF IOWA CAPITOL COMPLEX GRIMES OFFICE BUILDING LIGHTING REPLACEMENT
400 EAST 14TH STREET, DES MOINES

Project No: 21127

Date: 08/26/2021

100% CONSTRUCTION DOCUMENT

#	Revision	Date
1	Addendum #1	09.03.2021

Drawing Name:
ELECTRICAL LIGHTING THIRD FLOOR AND PENTHOUSE

Drawing #:
E103

Plot Date & Time: 9/3/2021 11:48:14 AM

© KCL Engineering L.L.C. These documents have been prepared specifically for this project, they are not suitable for use on other projects or in other locations without the expressed written approval and participation of KCL Engineering L.L.C. A limited license is granted to the owner/contractor to reproduce these documents or portions thereof, but only for use in connection with this project.
Unauthorized reproduction is prohibited.

LIGHTING CONTROL PANEL SCHEDULE

NOTES:

1. ALL DEVICES SHALL BE U.L. OR SIMILARLY LISTED.
2. ALL DEVICES PROVIDED WITH MANUFACTURER LIMITED 5 YEAR WARRANTY.
3. PROVIDE FACTORY AUTHORIZED REPRESENTATIVE TO DEMONSTRATE TYPICAL INSTALLATION AND COMMISSIONING OF EQUIPMENT.
4. WHERE APPROVED EQUAL MANUFACTURER PRODUCTS SENSOR COVERAGE OR LOAD RATINGS DIFFER FROM BASIS OF DESIGN, CONTRACTOR AND MANUFACTURER ARE RESPONSIBLE FOR PROVIDING ADDITIONAL DEVICES AS NECCESARY TO PROVIDE A COMPLETE AND OPERABLE SYSTEM.
5. MAXIMUM WIDTH OF NEW PANELS IS 15" TO MATCH LOCATIONS SHOWN ON PLAN. REROUTING AND EXTENSION WILL BE REQUIRED FOR WIDER PANELS.

1

TYPE	MANUFACTURER	MODEL	DESCRIPTION	MOUNTING	APPROVED MANUFACTURERS
LCP1N	nLIGHT	ARP INTENC16 NLT 16SPR MVOLT-1VB-SC-SM	LIGHTING CONTROL PANEL, VOLTAGE BARRIER, (16) 20A RATED RELAYS, UL 924 LISTED, 0-10V OUTPUT PER RELAY. CONTROL VIA EXISTING SIEMENS DDC SYSTEM. MANUFACTURERS LOW VOLTAGE SWITCHES AND SENSORS TO PROVIDE DIMMING/SWITCHING CONTROL. UL LISTED. MANUFACTURER FURNISHED FIVE YEARS WARRANTY.	WALL SURFACE MOUNT, HINGED COVER, MAX 16" WIDE x 30" TALL	HUBBELL, CRESTRON, AS APPROVED BY ENGINEER.
LCP##	nLIGHT	ARP INTENC16 NLT 16SPR MVOLT-3VB-SC-SM	LIGHTING CONTROL PANEL, (16) 20A RATED RELAYS, UL 924 LISTED, 0-10V OUTPUT PER RELAY. CONTROL VIA EXISTING SIEMENS DDC SYSTEM. MANUFACTURERS LOW VOLTAGE SWITCHES AND SENSORS TO PROVIDE DIMMING/SWITCHING CONTROL. UL LISTED. MANUFACTURER FURNISHED FIVE YEARS WARRANTY.	WALL SURFACE MOUNT, HINGED COVER, MAX 16" WIDE x 30" TALL	HUBBELL, CRESTRON, AS APPROVED BY ENGINEER.

LIGHTING CONTROLS SCHEDULE

NOTES:

1. ALL DEVICES SHALL BE U.L. OR SIMILARLY LISTED.
2. ALL DEVICES PROVIDED WITH MANUFACTURER LIMITED 5 YEAR WARRANTY.
3. PROVIDE LIGHTING CONTROLS WITH MANUFACTURER COMPLIANT POWER PACKS AND LOW VOLTAGE ROOM CONTROLLERS IN QUANTITY REQUIRED TO INSTALL A COMPLETE AND OPERATIONAL SYSTEM. MANUFACTURER OR MANUFACTURERS REP TO PROVIDE DEVICE QUANTITES, LAYOUTS AND TYPICAL WIRING DETAILS DURING SHOP SUBMITTAL PROCESS. PROVIDE DIMMING COMPATIBLE DEVICES WHERE DIMMING CONTROLS ARE SHOWN. COORDINATE DIMMING TYPE WITH LIGHTING FIXTURES SHOWN. REFER TO LUMINAIRE SCHEDULE FOR FIXTURE DIMMING TYPE.
4. INSTALL LOW VOLTAGE POWER PACKS AND ROOM CONTROLLERS ABOVE NEARBY ACCESSIBLE CEILING TILES OR IN MECHANICAL/STORAGE SPACES ADJACENT TO CONTROLLED FIXTURES. DO NOT INSTALL POWERPACKS EXPOSED IN COMMON SPACES OR IN INACCESSIBLE LOCATIONS.
5. PROVIDE FACTORY AUTHORIZED REPRESENTATIVE TO DEMONSTRATE TYPICAL INSTALLATION AND COMMISSIONING OF EQUIPMENT.
6. WHERE APPROVED EQUAL MANUFACTURER PRODUCTS SENSOR COVERAGE OR LOAD RATINGS DIFFER FROM BASIS OF DESIGN, CONTRACTOR AND MANUFACTURER ARE RESPONSIBLE FOR PROVIDING ADDITIONAL DEVICES AS NECCESARY TO PROVIDE A COMPLETE AND OPERABLE SYSTEM.
7. ETD'S AND ALL EMERGENCY LIGHTING CONTROLS COMPONENTS SHALL BE TESTED AND LISTED AS COMPATIBLE BY MANUFACTURER WITH NORMAL LIGHTING CONTROLS IN ALL AREAS.
8. UNLESS INDICATED OTHERWISE, LIGHTING CONTROL SCHEMES/OPERATION SHALL BE AS FOLLOWS:

OFFICES, CONFERENCE ROOMS, STORAGE ROOMS	SENSORS PROGRAMMED FOR OCCUPANCY MODE, AUTOMATIC ON/OFF OPERATION, 20 MINUTES MINIMUM, 30 MINUTES MAXIMUM.
ALL OTHER SPACES	TIME OF DAY SCHEDULE

DESIGNED BY: INITIALS

TYPE	DESCRIPTION	ELECTRICAL	MOUNTING	SENSOR TYPE	COVERAGE	APPROVED MANUFACTURERS
C1	MULTI-ZONE CONTROL LIGHT SWITCH. NON-DIMMING LIGHTING CONTROL. LIGHTING CONTROLS NETWORK COMPATIBLE DEVICE. PROVIDED WITH MANUFACTURER DECORATIVE WALLPLATE. DEVICE FINISH MATCHING WIRING DEVICES SPEC.	LOW VOLTAGE	WALL SWITCH / SINGLE OR MULTIPLE GANG	N/A	N/A	SAME AS LCP MANUFACTURER
S2	TWO ZONE CONTROL LIGHT SWITCH. DIMMING LIGHTING CONTROL. LIGHTING CONTROL COMPATIBLE DEVICE. ENABLING MULTI-ZONE SWITCHING CONTROL AND MULTI-SOURCE DIMMING. PROVIDED WITH MANUFACTURER DECORATIVE WALLPLATE. DEVICE FINISH MATCHING WIRING DEVICES SPEC.	LOW VOLTAGE	WALL SWITCH / SINGLE GANG	N/A	N/A	SAME AS LCP MANUFACTURER
OS 1	WALL SWITCH OCCUPANCY SENSOR. DEVICE FINISH MATCHING WIRING DEVICES SPEC. RATED FOR MIN 1/6 HP MOTOR. INTEGRAL AUTOMATIC SELF-ADAPTIVE COVERAGE THRESHOLD AND FALSE ON/FALSE OFF CORRECTION. 8-30 MINUTE TIMER SETTINGS.	277V	WALL SWITCH / SINGLE GANG	DUAL-TECH	1000 SQ FT / 180 DEG	HUBBELL, CRESTRON, ACUITY, GREENGATE, AS APPROVED BY ENGINEER.
OS 2	CEILING MOUNTED OCCUPANCY/VACANCY SENSOR. WHITE FINISH. AUTOMATIC SELF-ADAPTIVE COVERAGE THRESHOLD AND FALSE ON/FALSE OFF CORRECTION. 8-30 MINUTE TIMER SETTINGS. INDOOR USE.	LOW VOLTAGE	CEILING / 8'-12' MH	DUAL-TECH	1000 SQ FT / 360 DEG	HUBBELL, CRESTRON, ACUITY, GREENGATE, AS APPROVED BY ENGINEER.

LIGHTING FIXTURE SCHEDULE

NOTES:

1. **ALL FIXTURES SHALL BE U.L. OR SIMILAR AND DLC LISTED.**
2. REFER TO ARCHITECTURAL DOCUMENTS FOR EXACT MOUNTING LOCATIONS, DETAILS, AND CONFIGURATIONS OF ALL LUMINAIRES. IF ARCHITECTURAL DRAWINGS DO NOT CLARIFY EXACT MOUNTING LOCATION OR DETAIL, ISSUE AN RFI FOR ARCHITECT TO SPECIFICALLY CLARIFY PRIOR TO FIXTURE ROUGH-IN.
3. VERIFY COMPATIBILITY OF LIGHT FIXTURES WITH CEILING MATERIAL, ADJACENT CONSTRUCTION, AND ADJACENT FINISHES PRIOR TO SHOP DRAWINGS SUBMITTAL NOTIFY THE ARCHITECT OF ANY CONFLICTS WITH THE PROPOSED INSTALLATION.
4. CONTRACTOR IS RESPONSIBLE FOR ALL MISCELLANEOUS HARDWARE NECESSARY TO INSTALL AND SUPPORT THE LUMINAIRES.
5. AIM AND TARGET ADJUSTABLE INTERIOR AND EXTERIOR LIGHT FIXTURES UNDER THE OBSERVATION AND IN COMPLIANCE WITH RECOMMENDATIONS OF THE ARCHITECT. INCLUDE LABOR AND MATERIAL COSTS MADE NECESSARY BY THIS REQUIREMENT.
6. **CONTRACTOR IS RESPONSIBLE FOR OBTAINING AND FILLING OUT ALL UTILITY REBATE FORMS FOR OWNER.**
7. PROVIDE ATTIC STOCK OF F1 FIXTURE.

DESIGNED BY: EDH

TYPE	MANUFACTURER	MODEL	DESCRIPTION	VOLTAGE	LOAD-VA	LAMP TYPE	APPROVED EQUALS
EE	EELP	OMEL-10W-W-EM-B-SD	EMERGENCY EGRESS EXTERIOR WALL PACK, MULLION MOUNTED ABOVE DOOR. CLOSELY MATCH COLOR WITH BRONZE FINISH. REMOTE POWER SUPPLY MOUNTED IN ELECTRICAL ROOM.	120 V	20 VA	LED	AS APPROVED BY ENGINEER
EM	DUALLITE	EV2-I	EMERGENCY LIGHT, WALL OR CEILING MOUNTED. BATTERY BACKUP WITH SELF-DIAGNOSTICS	120 V	2 VA	LED	LIGHTALARMS, EMERGI-LITE, LITHONIA
F1	CREE	C-TR-C-FP22-45L-40K-WH	RECESSED 2'X2' LED FLAT PANEL, 4500 LUMEN MINIMUM, 120 LUMENS/WATT MINIMUM, 80 CRI, 4000K, OPAQUE WHITE ACRYLIC LENS, ALUMINUM FRAME.0-10V DIMMIING. AS A PART OF ALTERNATE #1 PROVIDE (12) ADDITIONAL FIXTURES FOR ATTIC STOCK.	277 V	38 VA	4000K LED	LITHONIA EPANL, COLUMBIA SRP
F2	VERBATIM	D8-L2124-C40-V120-TR	8" LED RETROFIT ROUND DOWNLIGHT,WIDE DISTRIBUTION, 2000 LUMENS.0-10V DIMMING, 80 CRI, 4000K, UNIVERSAL VOLTAGE, WHITE TRIM AND REFLECTOR. PROVIDED WITH MINIMUM 12" MC WHIP.	120 V	21 VA	4000K LED	COOPER, GREEN CREATIVE
F3	CREE	C-TR-C-FP14-37L-40K-WH	RECESSED 1'X4' LED FLAT PANEL, 4000 LUMENS, 80 CRI, 4000K, OPAQUE WHITE ACRYLIC LENS, ALUMINUM FRAME. 0-10V DIMMING	277 V	35 VA	4000K LED	LITHONIA EPANL, COLUMBIA SRP
F4	CREE	C-STRIP-A-LIN4-46L-40K-WH	SURFACE MOUNTED FIXTURE - STRIP 4', 4400 LUMENS, 80 CRI, 4000K, ACRYLIC WRAP LENS.	277 V	36 VA	4000K LED	LITHONIA, COLUMBIA, COOPER
F5	CREE	LS8-80L-840-R-UL-10V	UTILITY STRIP FIXTURE 8', 8000 LUMENS, 80 CRI, 4000K, ACRYLIC ROUND LENS, CHAIN HUNG. 0-10V DIMMING CAPABLE.	277 V	65 VA	4000K LED	LITHONIA, COLUMBIA, COOPER
F6	CREE	C-TR-FP24-50L-40K-WH	RECESSED 2'X4' LED FLAT PANEL, 4900 LUMENS, 80 CRI, 4000K, OPAQUE WHITE ACRYLIC LENS, ALUMINUM FRAME. 0-10V DIMMING	277 V	40 VA	4000K LED	LITHONIA EPANL, COLUMBIA SRP

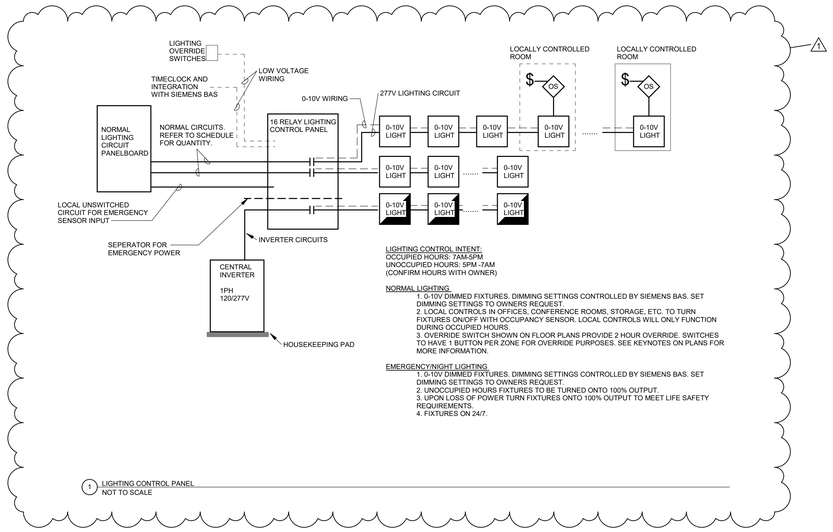

1 LIGHTING CONTROL PANEL
NOT TO SCALE

CENTRAL LIGHTING INVERTER SCHEDULE

NOTES:

1. PRODUCTS SHALL BE U.L. OR SIMILARLY LISTED. PRODUCTS MUST BE UL 924 LISTED.
2. PROVIDE PRODUCT WITH MINIMUM 1 YEAR FULL WARRANTY. 10-YEAR PRO-RATA BATTERY WARRANTY.
3. BATTERIES SHALL BE SIZED TO PROVIDE A MINIMUM 90 MINUTE RUN TIME FOR THE RATED LOAD LISTED.
4. CONTRACTOR IS RESPONSIBLE FOR ALL MISCELLANEOUS HARDWARE NECESSARY TO INSTALL AND SUPPORT THE EQUIPMENT.
5. COORDINATE INVERTER OPERATION WITH ASSOCIATED NORMAL AND EMERGENCY LIGHTING CONTROLS DEVICES (ETD) PROVIDED. REFER TO LIGHTING CONTROLS SCHEDULE

DESIGNED BY: EDH

TYPE	MANUFACTURER	MODEL	DESCRIPTION	NORMAL ON / NORMAL OFF	APPROVED EQUALS
INV	LIGHTALARMS	IPS-SC-277-P-120/277-90-OCB0720-OCB0120	MINIMUM 4800W SINGLE PHASE EMERGENCY CENTRAL INVERTER. INTEGRAL BYPASS SWITCH. 5' MAXIMUM HEIGHT, 3' MAX WIDTH, 3' MAX DEPTH. INSTALL 3" HOUSEKEEPING PAD UNDER INVERTER WITH #3 REBAR ON 12" O.C. AND 4000 PSI CONCRETE. PAD TO MINIMUM OF 3" LARGER THAN DEPTH AND WIDTH OF INVERTER. NORMALLY ON OPERATION. DELIVERS RATED OUTPUT 120VAC AND 277VAC POWER FOR A MINIMUM 90 MINUTES OF OPERATION. NEAR INSTANTANEOUS TRANSFER TIME. INTEGRAL (8) 20A/1P OUTPUT CIRCUIT BREAKER. INTEGRAL PUSH TO TEST BUTTON. LEAD CALCIUM BATTERIES WITH 9 YEAR TYPICAL BATTERY LIFE.	NORMAL ON	EMERGI-LITE, MYERS

INVERTER PANEL SCHEDULE INV

LOCATION:
SUPPLY FROM:
MOUNTING: FLOOR ON HOUSEKEEPING PAD
ENCLOSURE: NEMA 1

VOLTAGE: 277V SINGLE
PHASES: 1

SCCR RATING: 10,000
MAINS TYPE: MCB
MAINS RATING: 20 A

NOTES:

CKT	CIRCUIT DESCRIPTION	# OF POLES	TRIP RATING	Load	REMARKS
INV1	EMERGENCY/NIGHT LIGHTING - SOUTH 1ST FLOOR	1	20 A	814 VA	
INV2	EMERGENCY/NIGHT LIGHTING - NORTH 1ST FLOOR	1	20 A	631 VA	
INV3	EMERGENCY/NIGHT LIGHTING - SOUTH 2ND FLOOR	1	20 A	636 VA	
INV4	EMERGENCY/NIGHT LIGHTING - NORTH 2ND FLOOR	1	20 A	449 VA	
INV5	EMERGENCY/NIGHT LIGHTING - SOUTH 3RD FLOOR	1	20 A	561 VA	
INV6	EMERGENCY/NIGHT LIGHTING - NORTH 3RD FLOOR	1	20 A	449 VA	
INV7	EMERGENCY/NIGHT LIGHTING - BASEMENT	1	20 A	152 VA	ALTERNATE #3
INV8	EMERGENCY/NIGHT LIGHTING - MAIN LOBBY AND VESTIBULE - 120V CIRCUIT	1	20 A	191 VA	120V BREAKER
				3691 VA	
				13 A	

LEGEND:

KCL ENGINEERING
300 4th Street,
West Des Moines,
Iowa 50265

info@kclengineering.com
Phone: 515.724.7938

STATE OF IOWA CAPITOL COMPLEX GRIMES OFFICE BUILDING LIGHTING REPLACEMENT
400 EAST 14TH STREET, DES MOINES

Project No: 21127
Date: 08/26/2021
100% CONSTRUCTION DOCUMENT

#	Revision	Date
1	Addendum #1	09.03.2021

Drawing Name:
ELECTRICAL SCHEDULES

Drawing #:
E400

Plot Date & Time: 9/3/2021 11:40:17 AM

© KCL Engineering L.L.C. These documents have been prepared specifically for this project, they are not suitable for use on other projects or in other locations without the expressed written approval and participation of KCL Engineering L.L.C. A limited license is granted to the owner/contractor to reproduce these documents or portions thereof, but only for use in connection with this project.
Unauthorized reproduction is prohibited.