

ADDENDUM #1

Project Name:

DOC MPCF Building 20 (MWU) Elevator Replacement

DAS#9361.00

RFB9936100-01

Addendum #1

Dated: June 14, 2024

This Addendum forms a part of the Request For Bids documents. This Addendum supersedes and supplements all portions of the original Request For Bids with which it conflicts.

ACKNOWLEDGE RECEIPT OF THIS ADDENDUM IN THE REQUEST FOR PROPOSAL. FAILURE TO DO SO MAY SUBJECT TO DISQUALIFICATION.

1. Questions:

- a. None

2. Drawings:

- a. Replace all drawing sheets with attached.

3. Attachments:

- a. RFB Pre-Proposal meeting sign in sheet.
- b. Meeting minutes.
- c. Revised set of drawings.

END OF ADDENDUM

RFB Pre-Bid Minutes: Meeting #1

Meeting Date Jun 13, 2024 **Meeting Time** 11:00 AM - Central Time (US & Canada)

Meeting Location

Overview Meeting to allow prospective bidders to visit the site, when possible, and learn more about the project.

Notes

Attachments

Scheduled Attendees

Name	Company	Phone Number	Email	Attendance
Jeremy Howk	Mount Pleasant Correctional Facility	P: (319) 385-9511	jeremy.howk@iowa.gov	Present
Tony Kempker	Mount Pleasant Correctional Facility	P: (319) 385-9511 ext. 2536	anthony.kempker@iowa.gov	Present
Kristi Perry	Mount Pleasant Correctional Facility	P: (319) 385-9511	kristi.perry@iowa.gov	Absent
David Smith	Mount Pleasant Correctional Facility	P: (319) 385-9511	david.smith3@iowa.gov	Absent
Jason McLendon	Samuels Group, Inc.		jmclendon@samuelsgroup.net	Present
Brandon Adams	State of Iowa - Department of Administrative Services		brandon.adams@iowa.gov	Present

Introduction

No.	Mtg Origin	Title	Assignment	Due Date	Priority	Status
1.1	1	Introductions				Open
		Description Attendees				

Project Overview

No.	Mtg Origin	Title	Assignment	Due Date	Priority	Status
2.1	1	Project Description				Open
		Description Building 20 Elevator Replacement				
		<ul style="list-style-type: none"> • Base Bid - Elevator Replacement • No Alternates • Unit prices - 				

		<ul style="list-style-type: none"> ◦ Hourly rate for personnel to operate and lockout, when necessary, the elevator cab to allow work to be performed in the elevator pit, car top, and hoist way by other trades. If multiple personnel are required for this operation, the unit cost shall reflect the total sum of the cost per hour. ◦ Add or remove penetrations/patching in shaft. Size is based on 12"x12" square
--	--	---

No.	Mtg Origin	Title	Assignment	Due Date	Priority	Status
2.2	1	Project Schedule				Open
<p>Description</p> <ul style="list-style-type: none"> • Anticipated Notice of Intent to Award – 06/28/2024 • Anticipated Date of Commencement – 07/30/2024 • Substantial Completion by – 04/30/2025 <p>State Holidays: New Year's Day, Martin Luther King Day, Memorial Day, 4th of July, Labor Day, Veterans Day, Thanksgiving and day after Thanksgiving, Christmas Day</p>						

No.	Mtg Origin	Title	Assignment	Due Date	Priority	Status
2.3	1	Site Rules				Open
<p>Description</p> <ul style="list-style-type: none"> • Onsite supervision by Prime Contractor is required at all times when work by that contractor or their subcontractors/suppliers is taking place. • Contractors shall provide daily logs for each day they are on site. • Construction progress meeting will be established once construction starts. • It is of the utmost importance to show respect and courtesy to all staff at all times. • Clean all debris, materials, and bring all finishes back to existing conditions in the area they were working in prior to moving to the next area. • No smoking, vaping or smokeless tobacco use onsite. <p>Site Specific Rules</p> <ul style="list-style-type: none"> • Temporary facilities • Demolished equipment • Tool control • Cell phones • Background checks • Work hours • View Specification 01 1200 - Contract Summary for more information. 						

RFB Overview

No.	Mtg Origin	Title	Assignment	Due Date	Priority	Status
3.1	1	Bid Submission				Open
<p>Description</p> <ul style="list-style-type: none"> • Bids are due Friday June 28, 2024 at 2:00 pm • The Bid shall be submitted to the Issuing Officer through the IMPACS Electronic Procurement System. <ul style="list-style-type: none"> ◦ Link and information is in the project manual ◦ Contractors will need to register prior to bidding 						

- Bidders will need to register regardless of whether it has already done business with the State of Iowa.
- Bidders should complete the registration process and ensure the ability to log in as soon as possible to ensure Bids can be submitted on the due date.
- Please make sure the electronic documents submitted contain any required signatures. Digital signatures will be accepted.
- Bid Opening will be held via conference call on **Friday June 28, 2024 at 3:00 pm**
- Contractor shall reference section 00 0116 for the bid submittal checklist
 - Bid Proposal Information
 - Non Discrimination Clause Information
 - Contractor Targeted Small Business Enterprise Pre-Bid Contract Information
 - Bid Security – 5% of total Bid amount
- Apparent low bidder will be required to submit subcontractor/supplier list 48hrs after the bid opening

No.	Mtg Origin	Title	Assignment	Due Date	Priority	Status
3.2	1	Bid Schedule				Open
Description						
<ul style="list-style-type: none"> • Questions/Substitutions Due in Writing to Construction.Procurement@iowa.gov: • Addendum Issued: June 20, 2024 • Bids Due: June 28, 2024 at 2:00 pm • Tentative NOI Issued: 6/28/2024 						

No.	Mtg Origin	Title	Assignment	Due Date	Priority	Status
3.3	1	Administrative Details				Open
Description						
<ul style="list-style-type: none"> • Contractors will sign a modified ConsensusDocs 802. Example in the project manual. • Project-specific Certificate of Insurance must be provided prior to contract execution. Follow example in the project manual and limits in the 802. • Project-specific P&P bonds must be provided prior to contract execution. • Successful contractor must turn in their list of subcontractors and suppliers within 48 hours of the bid. • DAS will provide tax exempt certificates upon request. • Procure will be used for all project management, at no cost to the trade contractor. <ul style="list-style-type: none"> ◦ Submittals, Invoicing, RFIs, ASIs, PRs, RFQs ◦ Contracts, Change Orders and Certificates of Substantial and Final Completion will also use DocuSign • Contractor Schedule of Values shall be broken out as specified in the project manual. <ul style="list-style-type: none"> ◦ SOV must contain a closeout line item for at least 1% of the total contract value. ◦ This line item can only be invoiced once the certificate of final completion has been signed by all parties. 						

No.	Mtg Origin	Title	Assignment	Due Date	Priority	Status
3.4	1	Pre-Bid Site Visits				Open
Description						
<i>June 13, 2024 at 11 pm.</i>						

Questions

No.	Mtg Origin	Title	Assignment	Due Date	Priority	Status
4.1	1	Questions				Open
Description Submit all questions in writing to construction.procurement@iowa.gov .						

These meeting minutes are believed to be an accurate reflection of those items discussed and the conclusions that were reached during the referenced meeting. Please contact State of Iowa - Department of Administrative Services if there are any discrepancies or questions with the content of these minutes.



Design
Construct
Furnish

PROJECT NAME: MPCF BUILDING 20 ELEVATOR REPLACEMENT
MEETING LOCATION: MPCF
MEETING TYPE: PRE BID
DATE AND TIME: 6-13-2024 AT 11:00 PM

Contact Person	Company Name	Phone Number	Email Address
Jason McLendon	The Samuels Group	515 729 3361	jmcclendon@samuelsgroup.net
Brandon Adams	DAS	515-201-2197	brandon.adams@iowa.gov
Bo McMahon	Schumacher Elevator	319-406-1228	bo.mcmahon@schumacherelevator.com
Owen Teeling	Schumacher Elevator	319-240-9328	owen.teeling@schumacherelevator.com
Tony Kempker	MPCF	319-931-9400	Anthony.Kempker@Iowa.gov
Jeremy Hawk	MPCF	319-385-9511	jeremy.hawk@iowa.gov
Mark Luebbes	BSTATE MASONRY	5632712459	MARK@BSMQC.COM
Jeff Clark	Esco Group	6603420558	JeffClark@thescoagroup.com

IA DAS - DOC MPCF Bldg 20 Elevator Rep

Iowa Department of Administrative Services

1200 E Washington St, Mt Pleasant, IA 52641

DAS # 9361.00

RFB 936100-01

SHEET INDEX

SHEET	NO.	NOVEMBER 2024
01	01	GENERAL NOTES
02	02	CONCRETE WORK
03	03	MECHANICAL, ELECTRICAL, PLUMBING
04	04	MECHANICAL, ELECTRICAL, PLUMBING
05	05	MECHANICAL, ELECTRICAL, PLUMBING
06	06	MECHANICAL, ELECTRICAL, PLUMBING
07	07	MECHANICAL, ELECTRICAL, PLUMBING
08	08	MECHANICAL, ELECTRICAL, PLUMBING
09	09	MECHANICAL, ELECTRICAL, PLUMBING
10	10	MECHANICAL, ELECTRICAL, PLUMBING
11	11	MECHANICAL, ELECTRICAL, PLUMBING
12	12	MECHANICAL, ELECTRICAL, PLUMBING
13	13	MECHANICAL, ELECTRICAL, PLUMBING
14	14	MECHANICAL, ELECTRICAL, PLUMBING
15	15	MECHANICAL, ELECTRICAL, PLUMBING
16	16	MECHANICAL, ELECTRICAL, PLUMBING
17	17	MECHANICAL, ELECTRICAL, PLUMBING
18	18	MECHANICAL, ELECTRICAL, PLUMBING
19	19	MECHANICAL, ELECTRICAL, PLUMBING
20	20	MECHANICAL, ELECTRICAL, PLUMBING
21	21	MECHANICAL, ELECTRICAL, PLUMBING
22	22	MECHANICAL, ELECTRICAL, PLUMBING
23	23	MECHANICAL, ELECTRICAL, PLUMBING
24	24	MECHANICAL, ELECTRICAL, PLUMBING
25	25	MECHANICAL, ELECTRICAL, PLUMBING
26	26	MECHANICAL, ELECTRICAL, PLUMBING
27	27	MECHANICAL, ELECTRICAL, PLUMBING
28	28	MECHANICAL, ELECTRICAL, PLUMBING
29	29	MECHANICAL, ELECTRICAL, PLUMBING
30	30	MECHANICAL, ELECTRICAL, PLUMBING
31	31	MECHANICAL, ELECTRICAL, PLUMBING
32	32	MECHANICAL, ELECTRICAL, PLUMBING
33	33	MECHANICAL, ELECTRICAL, PLUMBING
34	34	MECHANICAL, ELECTRICAL, PLUMBING
35	35	MECHANICAL, ELECTRICAL, PLUMBING
36	36	MECHANICAL, ELECTRICAL, PLUMBING
37	37	MECHANICAL, ELECTRICAL, PLUMBING
38	38	MECHANICAL, ELECTRICAL, PLUMBING
39	39	MECHANICAL, ELECTRICAL, PLUMBING
40	40	MECHANICAL, ELECTRICAL, PLUMBING
41	41	MECHANICAL, ELECTRICAL, PLUMBING
42	42	MECHANICAL, ELECTRICAL, PLUMBING
43	43	MECHANICAL, ELECTRICAL, PLUMBING
44	44	MECHANICAL, ELECTRICAL, PLUMBING
45	45	MECHANICAL, ELECTRICAL, PLUMBING
46	46	MECHANICAL, ELECTRICAL, PLUMBING
47	47	MECHANICAL, ELECTRICAL, PLUMBING
48	48	MECHANICAL, ELECTRICAL, PLUMBING
49	49	MECHANICAL, ELECTRICAL, PLUMBING
50	50	MECHANICAL, ELECTRICAL, PLUMBING
51	51	MECHANICAL, ELECTRICAL, PLUMBING
52	52	MECHANICAL, ELECTRICAL, PLUMBING
53	53	MECHANICAL, ELECTRICAL, PLUMBING
54	54	MECHANICAL, ELECTRICAL, PLUMBING
55	55	MECHANICAL, ELECTRICAL, PLUMBING
56	56	MECHANICAL, ELECTRICAL, PLUMBING
57	57	MECHANICAL, ELECTRICAL, PLUMBING
58	58	MECHANICAL, ELECTRICAL, PLUMBING
59	59	MECHANICAL, ELECTRICAL, PLUMBING
60	60	MECHANICAL, ELECTRICAL, PLUMBING
61	61	MECHANICAL, ELECTRICAL, PLUMBING
62	62	MECHANICAL, ELECTRICAL, PLUMBING
63	63	MECHANICAL, ELECTRICAL, PLUMBING
64	64	MECHANICAL, ELECTRICAL, PLUMBING
65	65	MECHANICAL, ELECTRICAL, PLUMBING
66	66	MECHANICAL, ELECTRICAL, PLUMBING
67	67	MECHANICAL, ELECTRICAL, PLUMBING
68	68	MECHANICAL, ELECTRICAL, PLUMBING
69	69	MECHANICAL, ELECTRICAL, PLUMBING
70	70	MECHANICAL, ELECTRICAL, PLUMBING
71	71	MECHANICAL, ELECTRICAL, PLUMBING
72	72	MECHANICAL, ELECTRICAL, PLUMBING
73	73	MECHANICAL, ELECTRICAL, PLUMBING
74	74	MECHANICAL, ELECTRICAL, PLUMBING
75	75	MECHANICAL, ELECTRICAL, PLUMBING
76	76	MECHANICAL, ELECTRICAL, PLUMBING
77	77	MECHANICAL, ELECTRICAL, PLUMBING
78	78	MECHANICAL, ELECTRICAL, PLUMBING
79	79	MECHANICAL, ELECTRICAL, PLUMBING
80	80	MECHANICAL, ELECTRICAL, PLUMBING
81	81	MECHANICAL, ELECTRICAL, PLUMBING
82	82	MECHANICAL, ELECTRICAL, PLUMBING
83	83	MECHANICAL, ELECTRICAL, PLUMBING
84	84	MECHANICAL, ELECTRICAL, PLUMBING
85	85	MECHANICAL, ELECTRICAL, PLUMBING
86	86	MECHANICAL, ELECTRICAL, PLUMBING
87	87	MECHANICAL, ELECTRICAL, PLUMBING
88	88	MECHANICAL, ELECTRICAL, PLUMBING
89	89	MECHANICAL, ELECTRICAL, PLUMBING
90	90	MECHANICAL, ELECTRICAL, PLUMBING
91	91	MECHANICAL, ELECTRICAL, PLUMBING
92	92	MECHANICAL, ELECTRICAL, PLUMBING
93	93	MECHANICAL, ELECTRICAL, PLUMBING
94	94	MECHANICAL, ELECTRICAL, PLUMBING
95	95	MECHANICAL, ELECTRICAL, PLUMBING
96	96	MECHANICAL, ELECTRICAL, PLUMBING
97	97	MECHANICAL, ELECTRICAL, PLUMBING
98	98	MECHANICAL, ELECTRICAL, PLUMBING
99	99	MECHANICAL, ELECTRICAL, PLUMBING
100	100	MECHANICAL, ELECTRICAL, PLUMBING

CERTIFICATIONS

ARCHITECT

I HEREBY CERTIFY THAT I AM THE DESIGNER OF THE FOLLOWING PROJECT AND THAT I AM A LICENSED ARCHITECT IN THE STATE OF IOWA. I AM NOT PROVIDING ANY PROFESSIONAL SERVICES TO ANY OTHER PROJECTS AT THE SAME TIME AS THIS PROJECT. I AM NOT PROVIDING ANY PROFESSIONAL SERVICES TO ANY OTHER PROJECTS AT THE SAME TIME AS THIS PROJECT. I AM NOT PROVIDING ANY PROFESSIONAL SERVICES TO ANY OTHER PROJECTS AT THE SAME TIME AS THIS PROJECT.

CAMERON J. TRINKLE
 ARCHITECT
 LICENSE NO. 4202804
 STATE OF IOWA
 PROJECT NO. 9361.00
 PROJECT NAME: IA DAS - DOC MPCF BLDG 20 ELEVATOR REPAIR
 PROJECT LOCATION: 1200 E WASHINGTON ST, MT PLEASANT, IA 52641

MECHANICAL ENGINEER

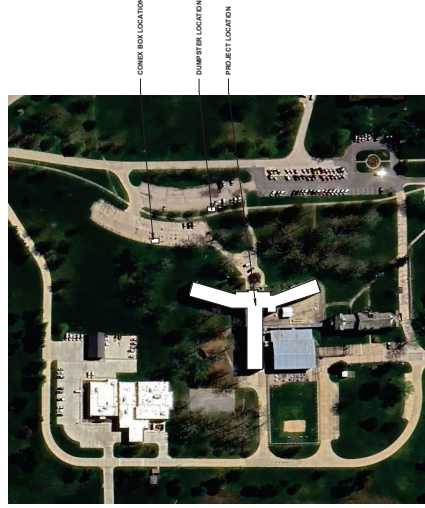
I HEREBY CERTIFY THAT I AM THE DESIGNER OF THE FOLLOWING PROJECT AND THAT I AM A LICENSED MECHANICAL ENGINEER IN THE STATE OF IOWA. I AM NOT PROVIDING ANY PROFESSIONAL SERVICES TO ANY OTHER PROJECTS AT THE SAME TIME AS THIS PROJECT. I AM NOT PROVIDING ANY PROFESSIONAL SERVICES TO ANY OTHER PROJECTS AT THE SAME TIME AS THIS PROJECT. I AM NOT PROVIDING ANY PROFESSIONAL SERVICES TO ANY OTHER PROJECTS AT THE SAME TIME AS THIS PROJECT.

JOSEPH L. SCHAEFER
 MECHANICAL ENGINEER
 LICENSE NO. 21891
 STATE OF IOWA
 PROJECT NO. 9361.00
 PROJECT NAME: IA DAS - DOC MPCF BLDG 20 ELEVATOR REPAIR
 PROJECT LOCATION: 1200 E WASHINGTON ST, MT PLEASANT, IA 52641

ELECTRICAL ENGINEER

I HEREBY CERTIFY THAT I AM THE DESIGNER OF THE FOLLOWING PROJECT AND THAT I AM A LICENSED ELECTRICAL ENGINEER IN THE STATE OF IOWA. I AM NOT PROVIDING ANY PROFESSIONAL SERVICES TO ANY OTHER PROJECTS AT THE SAME TIME AS THIS PROJECT. I AM NOT PROVIDING ANY PROFESSIONAL SERVICES TO ANY OTHER PROJECTS AT THE SAME TIME AS THIS PROJECT. I AM NOT PROVIDING ANY PROFESSIONAL SERVICES TO ANY OTHER PROJECTS AT THE SAME TIME AS THIS PROJECT.

EDGER B. BORCHERT
 ELECTRICAL ENGINEER
 LICENSE NO. 4202804
 STATE OF IOWA
 PROJECT NO. 9361.00
 PROJECT NAME: IA DAS - DOC MPCF BLDG 20 ELEVATOR REPAIR
 PROJECT LOCATION: 1200 E WASHINGTON ST, MT PLEASANT, IA 52641



APPLICABLE CODES

- 2024 International Building Code
- 2024 International Fire Code
- 2024 International Mechanical Code
- 2024 International Plumbing Code
- 2024 International Electrical Code
- 2024 International Energy Conservation Code
- 2024 International Existing Building Code
- 2024 International Green Building Code
- 2024 International Residential Code
- 2024 International Sign Code
- 2024 International Vehicle Code
- 2024 International Zoning Ordinance
- 2024 International Building Code - Supplemental Provisions for Iowa
- 2024 International Fire Code - Supplemental Provisions for Iowa
- 2024 International Mechanical Code - Supplemental Provisions for Iowa
- 2024 International Plumbing Code - Supplemental Provisions for Iowa
- 2024 International Electrical Code - Supplemental Provisions for Iowa
- 2024 International Energy Conservation Code - Supplemental Provisions for Iowa
- 2024 International Existing Building Code - Supplemental Provisions for Iowa
- 2024 International Green Building Code - Supplemental Provisions for Iowa
- 2024 International Residential Code - Supplemental Provisions for Iowa
- 2024 International Sign Code - Supplemental Provisions for Iowa
- 2024 International Vehicle Code - Supplemental Provisions for Iowa
- 2024 International Zoning Ordinance - Supplemental Provisions for Iowa

Revised 5-13-2024




SITE LOCATION

FIELD BOOK	1
PROJECT NUMBER	21020569
ISSUE DATE	04/25/2024
ISSUED FOR	REWORK
DATE	11/2
BY	
APPROVED BY	
DATE	

Iowa Department of Administrative Services
 CLIENT PROJECT NUMBER: DAS # 696100
 1200 E Washington St, Mt Pleasant, IA 52861

IA DAS - DCC MFCF Bldg 20 Elevator Rep

SHIVE-HATTERY
 ARCHITECTURE-ENGINEERING
 4125 WESTOWN PARKWAY, SUITE 100
 DES MOINES, IA 50326
 515.283.8104 | SHIVE-HATTERY.COM



REMOVE AS NOTED
 OWNER

REMOVE AS NOTED
 OWNER

ROOF MECHANICAL DEMOLITION PLAN
 1/8" = 1'-0"

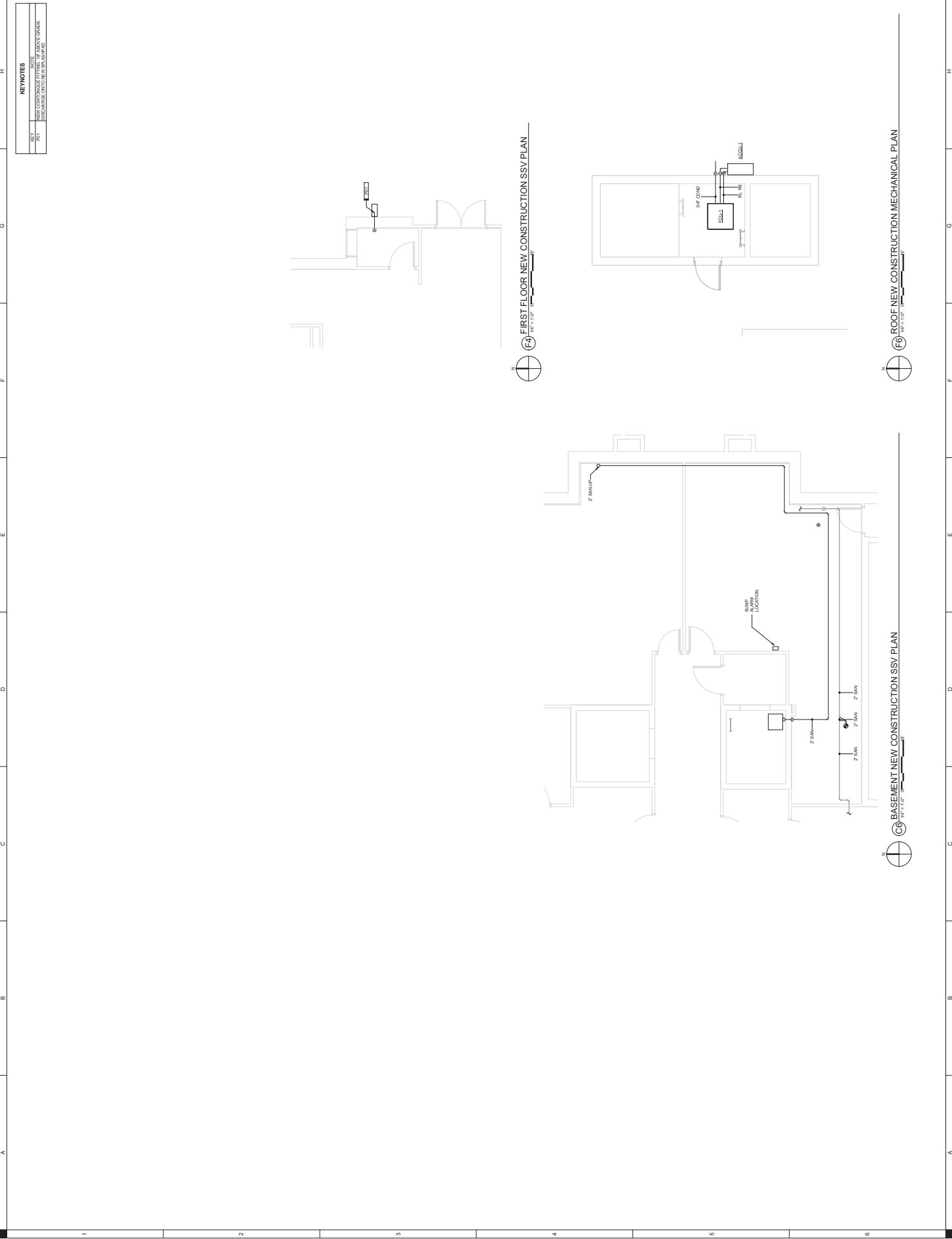
BASEMENT MECHANICAL DEMOLITION PLAN
 1/8" = 1'-0"

FIELD BOOK	
PROJECT NUMBER	21429249
ISSUE DATE	04/25/2024
ISSUED FOR	ISSUANCE
REVISIONS	
DATE	
BY	
APPROVED BY	
DATE	

Iowa Department of Administrative Services
 CLIENT PROJECT NUMBER: DAS # 595100
 1200 E Washington St, Mt Pleasant, IA 52641

IA DAS - DCC MPCF Bldg 20 Elevator Rep

SHIVE-HATTERY ARCHITECTURE+ENGINEERING
 WEST DES MOINES, IA 50268
 515.283.8104 | SHIVE-HATTERY.COM



F6 ROOF NEW CONSTRUCTION MECHANICAL PLAN
 1/4" = 1'-0" 0'-0" 1'-0" 2'-0" 3'-0" 4'-0" 5'-0" 6'-0" 7'-0" 8'-0" 9'-0" 10'-0"

F1 FIRST FLOOR NEW CONSTRUCTION SSV PLAN
 1/4" = 1'-0" 0'-0" 1'-0" 2'-0" 3'-0" 4'-0" 5'-0" 6'-0" 7'-0" 8'-0" 9'-0" 10'-0"

C3 BASEMENT NEW CONSTRUCTION SSV PLAN
 1/4" = 1'-0" 0'-0" 1'-0" 2'-0" 3'-0" 4'-0" 5'-0" 6'-0" 7'-0" 8'-0" 9'-0" 10'-0"

KEYNOTES

REV	DESCRIPTION	DATE
001	ISSUANCE	04/25/2024

1. ALL WORK SHALL BE IN ACCORDANCE WITH THE NATIONAL ELECTRICAL CODE, LATEST EDITION, UNLESS OTHERWISE SPECIFIED. THE CONTRACTOR SHALL BE RESPONSIBLE FOR OBTAINING ALL NECESSARY PERMITS AND THE AUTHORITY HAVING JURISDICTION WITH THE APPLICABLE CODES AND REGULATIONS.
2. ALL ELECTRICAL WORK SHALL BE IN ACCORDANCE WITH THE NATIONAL ELECTRICAL CODE, LATEST EDITION, UNLESS OTHERWISE SPECIFIED. THE CONTRACTOR SHALL BE RESPONSIBLE FOR OBTAINING ALL NECESSARY PERMITS AND THE AUTHORITY HAVING JURISDICTION WITH THE APPLICABLE CODES AND REGULATIONS.
3. CONTRACTOR SHALL PROVIDE ALL WORK NECESSARY TO ACCOMMODATE ALL ELECTRICAL WORK AND SHALL BE RESPONSIBLE FOR OBTAINING ALL NECESSARY PERMITS AND THE AUTHORITY HAVING JURISDICTION WITH THE APPLICABLE CODES AND REGULATIONS.
4. ALL MATERIALS FURNISHED BY THE CONTRACTOR SHALL BE IN ACCORDANCE WITH THE NATIONAL ELECTRICAL CODE, LATEST EDITION, UNLESS OTHERWISE SPECIFIED. THE CONTRACTOR SHALL BE RESPONSIBLE FOR OBTAINING ALL NECESSARY PERMITS AND THE AUTHORITY HAVING JURISDICTION WITH THE APPLICABLE CODES AND REGULATIONS.
5. CONTRACTOR SHALL BE RESPONSIBLE FOR OBTAINING ALL NECESSARY PERMITS AND THE AUTHORITY HAVING JURISDICTION WITH THE APPLICABLE CODES AND REGULATIONS.
6. DRAWINGS ARE DIMENSIONAL. ALL DIMENSIONS SHOWN ARE APPROXIMATE. CONTRACTOR SHALL VERIFY ALL DIMENSIONS AND LOCATIONS BEFORE BEGINNING WORK. CONTRACTOR SHALL BE RESPONSIBLE FOR OBTAINING ALL NECESSARY PERMITS AND THE AUTHORITY HAVING JURISDICTION WITH THE APPLICABLE CODES AND REGULATIONS.
7. ALL ELECTRICAL WORK SHALL BE IN ACCORDANCE WITH THE NATIONAL ELECTRICAL CODE, LATEST EDITION, UNLESS OTHERWISE SPECIFIED. THE CONTRACTOR SHALL BE RESPONSIBLE FOR OBTAINING ALL NECESSARY PERMITS AND THE AUTHORITY HAVING JURISDICTION WITH THE APPLICABLE CODES AND REGULATIONS.
8. CONTRACTOR SHALL BE RESPONSIBLE FOR OBTAINING ALL NECESSARY PERMITS AND THE AUTHORITY HAVING JURISDICTION WITH THE APPLICABLE CODES AND REGULATIONS.
9. CONTRACTOR SHALL BE RESPONSIBLE FOR OBTAINING ALL NECESSARY PERMITS AND THE AUTHORITY HAVING JURISDICTION WITH THE APPLICABLE CODES AND REGULATIONS.
10. CONTRACTOR SHALL BE RESPONSIBLE FOR OBTAINING ALL NECESSARY PERMITS AND THE AUTHORITY HAVING JURISDICTION WITH THE APPLICABLE CODES AND REGULATIONS.
11. CONTRACTOR SHALL BE RESPONSIBLE FOR OBTAINING ALL NECESSARY PERMITS AND THE AUTHORITY HAVING JURISDICTION WITH THE APPLICABLE CODES AND REGULATIONS.
12. CONTRACTOR SHALL BE RESPONSIBLE FOR OBTAINING ALL NECESSARY PERMITS AND THE AUTHORITY HAVING JURISDICTION WITH THE APPLICABLE CODES AND REGULATIONS.
13. CONTRACTOR SHALL BE RESPONSIBLE FOR OBTAINING ALL NECESSARY PERMITS AND THE AUTHORITY HAVING JURISDICTION WITH THE APPLICABLE CODES AND REGULATIONS.
14. CONTRACTOR SHALL BE RESPONSIBLE FOR OBTAINING ALL NECESSARY PERMITS AND THE AUTHORITY HAVING JURISDICTION WITH THE APPLICABLE CODES AND REGULATIONS.
15. CONTRACTOR SHALL BE RESPONSIBLE FOR OBTAINING ALL NECESSARY PERMITS AND THE AUTHORITY HAVING JURISDICTION WITH THE APPLICABLE CODES AND REGULATIONS.
16. CONTRACTOR SHALL BE RESPONSIBLE FOR OBTAINING ALL NECESSARY PERMITS AND THE AUTHORITY HAVING JURISDICTION WITH THE APPLICABLE CODES AND REGULATIONS.

SYMBOL	DESCRIPTION	SYMBOL	DESCRIPTION
	FIRE ALARM		FIRE ALARM
	FIRE ALARM		FIRE ALARM
	FIRE ALARM		FIRE ALARM
	FIRE ALARM		FIRE ALARM
	FIRE ALARM		FIRE ALARM
	FIRE ALARM		FIRE ALARM
	FIRE ALARM		FIRE ALARM
	FIRE ALARM		FIRE ALARM
	FIRE ALARM		FIRE ALARM
	FIRE ALARM		FIRE ALARM
	FIRE ALARM		FIRE ALARM
	FIRE ALARM		FIRE ALARM
	FIRE ALARM		FIRE ALARM
	FIRE ALARM		FIRE ALARM
	FIRE ALARM		FIRE ALARM
	FIRE ALARM		FIRE ALARM
	FIRE ALARM		FIRE ALARM
	FIRE ALARM		FIRE ALARM
	FIRE ALARM		FIRE ALARM
	FIRE ALARM		FIRE ALARM
	FIRE ALARM		FIRE ALARM
	FIRE ALARM		FIRE ALARM
	FIRE ALARM		FIRE ALARM
	FIRE ALARM		FIRE ALARM
	FIRE ALARM		FIRE ALARM
	FIRE ALARM		FIRE ALARM
	FIRE ALARM		FIRE ALARM
	FIRE ALARM		FIRE ALARM
	FIRE ALARM		FIRE ALARM
	FIRE ALARM		FIRE ALARM
	FIRE ALARM		FIRE ALARM
	FIRE ALARM		FIRE ALARM
	FIRE ALARM		FIRE ALARM
	FIRE ALARM		FIRE ALARM
	FIRE ALARM		FIRE ALARM
	FIRE ALARM		FIRE ALARM
	FIRE ALARM		FIRE ALARM
	FIRE ALARM		FIRE ALARM
	FIRE ALARM		FIRE ALARM
	FIRE ALARM		FIRE ALARM
	FIRE ALARM		FIRE ALARM
	FIRE ALARM		FIRE ALARM
	FIRE ALARM		FIRE ALARM
	FIRE ALARM		FIRE ALARM
	FIRE ALARM		FIRE ALARM
	FIRE ALARM		FIRE ALARM
	FIRE ALARM		FIRE ALARM
	FIRE ALARM		FIRE ALARM
	FIRE ALARM		FIRE ALARM
	FIRE ALARM		FIRE ALARM

SYMBOL	DESCRIPTION	SYMBOL	DESCRIPTION
	POWER		POWER
	POWER		POWER
	POWER		POWER
	POWER		POWER
	POWER		POWER
	POWER		POWER
	POWER		POWER
	POWER		POWER
	POWER		POWER
	POWER		POWER
	POWER		POWER
	POWER		POWER
	POWER		POWER
	POWER		POWER
	POWER		POWER
	POWER		POWER
	POWER		POWER
	POWER		POWER
	POWER		POWER
	POWER		POWER
	POWER		POWER
	POWER		POWER
	POWER		POWER
	POWER		POWER
	POWER		POWER
	POWER		POWER
	POWER		POWER
	POWER		POWER
	POWER		POWER
	POWER		POWER
	POWER		POWER
	POWER		POWER
	POWER		POWER
	POWER		POWER
	POWER		POWER
	POWER		POWER
	POWER		POWER
	POWER		POWER
	POWER		POWER
	POWER		POWER
	POWER		POWER
	POWER		POWER
	POWER		POWER
	POWER		POWER
	POWER		POWER
	POWER		POWER
	POWER		POWER
	POWER		POWER
	POWER		POWER
	POWER		POWER

SYMBOL	DESCRIPTION	SYMBOL	DESCRIPTION
	LIGHTING FIXTURE		LIGHTING FIXTURE
	LIGHTING FIXTURE		LIGHTING FIXTURE
	LIGHTING FIXTURE		LIGHTING FIXTURE
	LIGHTING FIXTURE		LIGHTING FIXTURE
	LIGHTING FIXTURE		LIGHTING FIXTURE
	LIGHTING FIXTURE		LIGHTING FIXTURE
	LIGHTING FIXTURE		LIGHTING FIXTURE
	LIGHTING FIXTURE		LIGHTING FIXTURE
	LIGHTING FIXTURE		LIGHTING FIXTURE
	LIGHTING FIXTURE		LIGHTING FIXTURE
	LIGHTING FIXTURE		LIGHTING FIXTURE
	LIGHTING FIXTURE		LIGHTING FIXTURE
	LIGHTING FIXTURE		LIGHTING FIXTURE
	LIGHTING FIXTURE		LIGHTING FIXTURE
	LIGHTING FIXTURE		LIGHTING FIXTURE
	LIGHTING FIXTURE		LIGHTING FIXTURE
	LIGHTING FIXTURE		LIGHTING FIXTURE
	LIGHTING FIXTURE		LIGHTING FIXTURE
	LIGHTING FIXTURE		LIGHTING FIXTURE
	LIGHTING FIXTURE		LIGHTING FIXTURE
	LIGHTING FIXTURE		LIGHTING FIXTURE
	LIGHTING FIXTURE		LIGHTING FIXTURE
	LIGHTING FIXTURE		LIGHTING FIXTURE
	LIGHTING FIXTURE		LIGHTING FIXTURE
	LIGHTING FIXTURE		LIGHTING FIXTURE
	LIGHTING FIXTURE		LIGHTING FIXTURE
	LIGHTING FIXTURE		LIGHTING FIXTURE
	LIGHTING FIXTURE		LIGHTING FIXTURE
	LIGHTING FIXTURE		LIGHTING FIXTURE
	LIGHTING FIXTURE		LIGHTING FIXTURE
	LIGHTING FIXTURE		LIGHTING FIXTURE
	LIGHTING FIXTURE		LIGHTING FIXTURE
	LIGHTING FIXTURE		LIGHTING FIXTURE
	LIGHTING FIXTURE		LIGHTING FIXTURE
	LIGHTING FIXTURE		LIGHTING FIXTURE
	LIGHTING FIXTURE		LIGHTING FIXTURE
	LIGHTING FIXTURE		LIGHTING FIXTURE
	LIGHTING FIXTURE		LIGHTING FIXTURE
	LIGHTING FIXTURE		LIGHTING FIXTURE
	LIGHTING FIXTURE		LIGHTING FIXTURE
	LIGHTING FIXTURE		LIGHTING FIXTURE
	LIGHTING FIXTURE		LIGHTING FIXTURE
	LIGHTING FIXTURE		LIGHTING FIXTURE
	LIGHTING FIXTURE		LIGHTING FIXTURE
	LIGHTING FIXTURE		LIGHTING FIXTURE
	LIGHTING FIXTURE		LIGHTING FIXTURE
	LIGHTING FIXTURE		LIGHTING FIXTURE
	LIGHTING FIXTURE		LIGHTING FIXTURE
	LIGHTING FIXTURE		LIGHTING FIXTURE
	LIGHTING FIXTURE		LIGHTING FIXTURE

TYPE	DESCRIPTION	WATTAGE	PHASE	CONDUCTOR SIZE	CONDUCTOR TYPE	REMARKS
1	RECESSED DOWN LIGHT	100W	120V	14 AWG	THHN	
2	RECESSED DOWN LIGHT	100W	120V	14 AWG	THHN	
3	RECESSED DOWN LIGHT	100W	120V	14 AWG	THHN	
4	RECESSED DOWN LIGHT	100W	120V	14 AWG	THHN	
5	RECESSED DOWN LIGHT	100W	120V	14 AWG	THHN	
6	RECESSED DOWN LIGHT	100W	120V	14 AWG	THHN	
7	RECESSED DOWN LIGHT	100W	120V	14 AWG	THHN	
8	RECESSED DOWN LIGHT	100W	120V	14 AWG	THHN	
9	RECESSED DOWN LIGHT	100W	120V	14 AWG	THHN	
10	RECESSED DOWN LIGHT	100W	120V	14 AWG	THHN	
11	RECESSED DOWN LIGHT	100W	120V	14 AWG	THHN	
12	RECESSED DOWN LIGHT	100W	120V	14 AWG	THHN	
13	RECESSED DOWN LIGHT	100W	120V	14 AWG	THHN	
14	RECESSED DOWN LIGHT	100W	120V	14 AWG	THHN	
15	RECESSED DOWN LIGHT	100W	120V	14 AWG	THHN	
16	RECESSED DOWN LIGHT	100W	120V	14 AWG	THHN	
17	RECESSED DOWN LIGHT	100W	120V	14 AWG	THHN	
18	RECESSED DOWN LIGHT	100W	120V	14 AWG	THHN	
19	RECESSED DOWN LIGHT	100W	120V	14 AWG	THHN	
20	RECESSED DOWN LIGHT	100W	120V	14 AWG	THHN	
21	RECESSED DOWN LIGHT	100W	120V	14 AWG	THHN	
22	RECESSED DOWN LIGHT	100W	120V	14 AWG	THHN	
23	RECESSED DOWN LIGHT	100W	120V	14 AWG	THHN	
24	RECESSED DOWN LIGHT	100W	120V	14 AWG	THHN	
25	RECESSED DOWN LIGHT	100W	120V	14 AWG	THHN	
26	RECESSED DOWN LIGHT	100W	120V	14 AWG	THHN	
27	RECESSED DOWN LIGHT	100W	120V	14 AWG	THHN	
28	RECESSED DOWN LIGHT	100W	120V	14 AWG	THHN	
29	RECESSED DOWN LIGHT	100W	120V	14 AWG	THHN	
30	RECESSED DOWN LIGHT	100W	120V	14 AWG	THHN	
31	RECESSED DOWN LIGHT	100W	120V	14 AWG	THHN	
32	RECESSED DOWN LIGHT	100W	120V	14 AWG	THHN	
33	RECESSED DOWN LIGHT	100W	120V	14 AWG	THHN	
34	RECESSED DOWN LIGHT	100W	120V	14 AWG	THHN	
35	RECESSED DOWN LIGHT	100W	120V	14 AWG	THHN	
36	RECESSED DOWN LIGHT	100W	120V	14 AWG	THHN	
37	RECESSED DOWN LIGHT	100W	120V	14 AWG	THHN	
38	RECESSED DOWN LIGHT	100W	120V	14 AWG	THHN	
39	RECESSED DOWN LIGHT					

DATE	04/25/2024
PROJECT NUMBER	21429249
ISSUE DATE	04/25/2024
ISSUED FOR	REVISIONS
BY	ES
DATE	04/25/2024
PROJECT NUMBER	21429249
ISSUE DATE	04/25/2024
ISSUED FOR	REVISIONS
BY	ES
DATE	04/25/2024

IONA Department of Administrative Services
 CLIENT PROJECT NUMBER: DAS # 596100
 1200 E Washington St, Mt Pleasant, VA 23061

IA DAS - DOC MFCF Bldg 20 Elevator Rep

SHIVE-LATTERY
 ARCHITECTURE-ENGINEERING



KEYNOTES

KEY	REMOVE ELECTRICAL DISCONNECT
E001	REMOVE ELECTRICAL DISCONNECT FOR ELEVATOR CAB LIGHT ASSEMBLY CONNECT TO ELEVATOR CAB LIGHT ASSEMBLY
E002	REMOVE ELECTRICAL DISCONNECT FOR ELEVATOR CAB LIGHT ASSEMBLY
E003	REMOVE ELECTRICAL DISCONNECT FOR ELEVATOR CAB LIGHT ASSEMBLY
E004	REMOVE ELECTRICAL DISCONNECT FOR ELEVATOR CAB LIGHT ASSEMBLY
E005	REMOVE ELECTRICAL DISCONNECT FOR ELEVATOR CAB LIGHT ASSEMBLY
E006	REMOVE ELECTRICAL DISCONNECT FOR ELEVATOR CAB LIGHT ASSEMBLY
E007	REMOVE ELECTRICAL DISCONNECT FOR ELEVATOR CAB LIGHT ASSEMBLY

